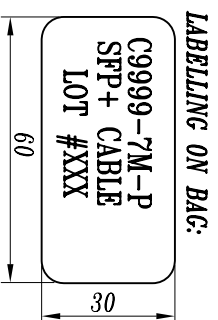
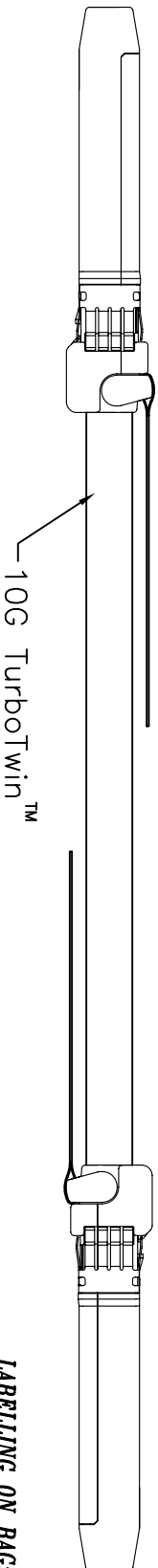
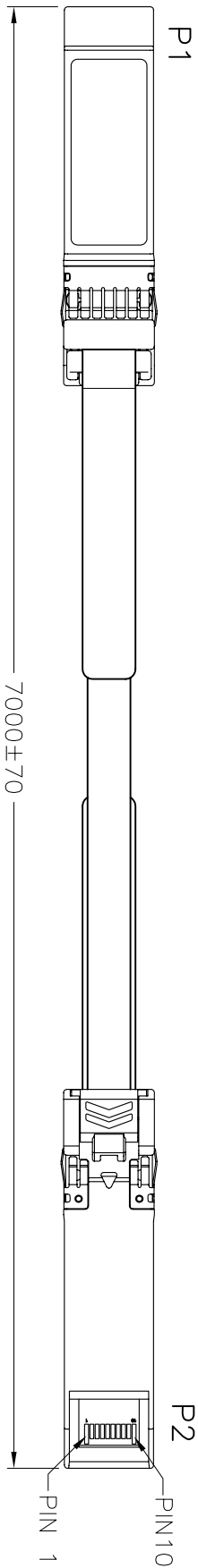


1	2	3	4	5	6	7	8	9
REV.	REMARK	DATE	SIGN.					



LABELLING ON BAG:

- CABLE:
CONDUCTOR: 24AWG SOLID SILVER PLATED COPPER.
INSULATION: FOAM POLYOLEFIN.
PAIR: 2 SINGLES LAID FLAT AND PARALLEL.
PAIR DRAIN WIRE: 26AWG SOLID SILVER PLATED COPPER.
PAIR SHIELD: ALUMINUM/POLYESTER TAPE. ALUMINUM SIDE FACING IN, 25% OVERLAP. COLOR-YELLOW.
INNER SHIELD: ALUMINUM/POLYESTER TAPE, ALUMINUM SIDE PACING OUT, 25% OVERLAP.
OUTER SHIELD: 36AWG TIN PLATED COPPER BRAID, 85% COVERAGE.
DIAMETER: 6.86mm NOMINAL. COLOR: BLACK.
PRINT LEGEND: "TYPE CL2 75°C 24AWG (UL) MADISON CABLE CSA AWM II A/B 75C 30V FT4 TurboTwIn™ 10G RoHS COMPLIANT"
DIFFERENTIAL IMPEDANCE: 100±5 OHMS @TDR
UL LISTING: TYPE CL2 AS SPECIFIED IN ARTICLE 725 OF THE NATIONAL ELECTRICAL CODE. TurboTwIn™
- HOOD: ZINC DIE CASTING, NICKEL PLATING.
- LATCH: PC RESIN UL94V, COLOR IN BLACK.
- P.C.B.: 4 LAYERS, FR4. 30U" GOLD ON GOLDEN FINGERS.
- SERIAL ID IC: THE MATE COMPANY, P/O# & P/N#...

WIRING CHART

P1 END	P2 END
P1 PAD	SIGNAL
12	RX-
13	RX+
GROUND	GROUND
18	TX+
19	TX-
GROUND	GROUND

DataStorageCables.com

DESC.	SEP+ 7M CABLE 24AWG PASSIVE	APPROVED	CHECKED	DESIGNED	TOLERANCE	SCALE	1 = 1	UNIT	mm	DWG. NO.	DWG. RC
P/N	C9999-7M-P	CUSTOMER P/N		SHITU		DATE	04/23/09	DWG. NO.		DWG. RC	3084

1 2 3 4 5 6 7 8 9