

BASEBALL



WE ARE UK

2019 RECORD BOOK



ALL-TIME SEASON RESULTS

YEAR	RECORD	SEC	POSTSEASON
1896	1-2	-	-
1897	0-3	-	-
1898	NO RECORDS AVAILABLE		
1899	NO RECORDS AVAILABLE		
1900	NO RECORDS AVAILABLE		
1901	NO RECORDS AVAILABLE		
1902	NO RECORDS AVAILABLE		
1903	9-4	-	-
1904	7-10-1	-	-
1905	10-8	-	-
1906	12-2-1	-	-
1907	12-3	-	-
1908	12-5-1	-	-
1909	9-8	-	-
1910	12-8-1	-	-
1911	11-2	-	-
1912	12-5-1	-	-
1913	3-5-1	-	-
1914	9-5	-	-
1915	7-8-1	-	-
1916	7-4	-	-
1917	6-1	-	-
1918	4-1 (RECORDS INCOMPLETE)		
1919	12-3	-	-
1920	11-3	-	-
1921	7-5 (RECORDS INCOMPLETE)		
1922	7-9	-	-
1923	4-7	-	-
1924	8-5	-	-
1925	4-9	-	-
1926	5-5-2	-	-
1927	7-6	-	-
1928	7-6-1	-	-
1929	6-5-1	-	-
1930	6-5-1	-	-
1931	5-9	-	-
1932	NO TEAM		
1933	NO TEAM		
1934	1-10	0-2	-
1935	NO TEAM		
1936	NO TEAM		
1937	NO TEAM		
1938	NO TEAM		
1939	5-7	3-3	-
1940	6-8	3-5	-
1941	8-11	3-10	-
1942	7-6	2-4	-
1943	NO TEAM - WORLD WAR II		
1944	NO TEAM - WORLD WAR II		
1945	NO TEAM - WORLD WAR II		
1946	1-5	-	-
1947	7-9	4-4	-
1948	9-7	9-7	-
1949+	15-10	11-5	NCAA DISTRICT
1950+	16-7-1	11-2	NCAA DISTRICT

1951	8-10-1	5-9-1	-
1952	8-7	6-6	-
1953	7-11	5-9	-
1954	9-10	4-10	-
1955	2-13	0-12	-
1956	4-18	1-12	-
1957	6-17	2-14	-
1958	8-9	5-4	-
1959	18-8	9-5	-
1960	18-8	9-7	-
1961	17-8	10-6	-
1962	12-7-1	9-7	-
1963	11-11	8-10	-
1964	16-7	10-5	-
1965	12-10	7-7	-
1966	8-10	5-7	-
1967	14-16	8-9	-
1968	9-16	6-9	-
1969	14-18	7-9	-
1970	8-18	2-12	-
1971	18-15	7-8	-
1972	16-10-1	4-8	-
1973	16-19-1	4-11	-
1974	21-21	6-9	-
1975	20-23	7-8	-
1976+	28-18	15-9	-
1977	22-20	10-12	-
1978	20-25	6-15	-
1979*	29-18	13-11	-
1980	25-21	8-11	-
1981*	38-17-1	13-9-1	-
1982	21-34	6-17	-
1983	31-14	6-11	-
1984	25-22	9-13	-
1985	28-24	10-13	-
1986	25-28	7-21	-
1987*	40-15	16-11	-
1988*	38-25	18-9	NCAA REGIONAL
1989	28-25-1	10-17	-
1990	27-29	8-18	-
1991*	41-20	13-12	-
1992	33-23	10-14	-
1993*	38-23-1	14-14-1	NCAA REGIONAL
1994*	32-25	11-14	-
1995*	29-32	10-19	-
1996*	35-24	15-14	-
1997	20-34-1	10-20	-
1998*	26-31	12-18	-
1999*	25-32	13-17	-
2000*	38-20-1	12-16-1	-
2001	22-34	7-23	-
2002	17-36	6-24	-
2003	24-32	9-20	-
2004	24-30	7-23	-
2005	29-27	7-22	-

2006^	44-17	20-10	NCAA REGIONAL
2007	34-19-1	13-16-1	-
2008*	44-19	16-14	NCAA REGIONAL
2009	28-26	12-18	-
2010	31-25	13-17	-
2011	25-30	8-22	-
2012*	45-18	18-12	NCAA REGIONAL
2013*	30-25	11-19	-
2014*	37-25	14-16	NCAA REGIONAL
2015*	30-25	14-15	-
2016*	32-25	15-15	-
2017*	43-23	19-11	NCAA SUPERS
2018*	34-22	13-17	-

^ SEC CHAMPIONS

+ APPEARED IN SEC CHAMPIONSHIP SERIES

* MADE SEC TOURNAMENT

MOST WINS IN A SEASON:

45 - 2012
44 - 2008
44 - 2006
43 - 2017
41 - 1991
40 - 1987

MOST SEC WINS IN A SEASON:

20 - 2006
19 - 2017
18 - 2012
18 - 1988
16 - 2008
16 - 1987



KENTUCKY VS. ALL OPPONENTS

Team	W-L-T	First	Last	Illinois-Chicago	5-1	2011	2012	Oral Roberts	0-1	1988	1988
Adrian	1-0	1968	1968	Illinois State	2-1	1975	2005	Penn State	2-1	1989	1989
Air Force	2-0	1995	2004	Indiana	22-18	1905	2018	Pepperdine	1-1	2002	2002
Akron	4-0	1971	2013	Indiana State	7-4	1920	2009	Port Huron	1-0	1968	1968
Alabama	41-63	1914	2018	IPFW	3-0	2010	2010	Pressman Home	1-0	1928	1928
Appalachian State	2-1	2001	2005	Iowa	1-1	1989	1989	Purdue	6-1	2003	2012
Arizona	1-2	1991	2008	IUPUI-Fort Wayne	1-0	1998	1998	Rice	0-1	2011	2011
Arkansas	25-41	1989	2018	IUPUI	1-0	1997	1997	Richmond	2-3	1906	2015
Arkansas State	0-1	2006	2006	IU-Southeast	2-0	1982	1982	Rhode Island	1-1	2005	2005
Armstrong State	3-1	1990	1993	Jacksonville	3-5	1961	2000	Rochester League	0-1	1905	1905
Army	3-0	1995	2006	Jacksonville NAS	1-1	1956	1956	Rose Polytechnic	0-1	1904	1904
Auburn	45-79	1956	2018	Jacksonville State	0-1	1974	1974	Rutgers	2-1	1969	1988
Augusta College	2-0	1990	1991	James Madison	1-0	2009	2009	Sam Houston State	1-0	2018	2018
Austin Peay	12-2	1980	2016	Kansas	1-1	2014	2014	Samford	2-2	1991	2002
Ball State	5-6	1985	2015	Kansas State	0-1	2013	2013	San Diego	1-0	2010	2010
Barrow Unit 40	1-0	1919	1919	Kent State	6-2	2001	2014	San Diego State	1-1	2010	2016
Bellarmino	24-7	1955	1995	Kentucky Military Institute	3-0	1905	1906	Seton Hall	1-0	1983	1983
Belmont	4-0	1998	2006	Kentucky State	16-1	1975	1993	Sewanee	2-2	1909	1914
Berea	5-0	1903	1909	Kentucky Wesleyan	12-4	1896	1996	Shorter College	0-1	1974	1974
Birmingham-Southern	2-1	1994	2002	Ky. School for Deaf	2-0	1910	1914	South Alabama	1-7	1984	2008
Boston Americans	0-2	1903	1903	Lamar	2-0	1997	2006	South Carolina	40-51	1959	2018
Boston College	1-0	2003	2003	Lee	1-0	2000	2000	South Florida	2-3	1978	1992
Bowling Green	4-0	1992	2010	Lexington AC	2-0	1906	1907	South Kentucky College	3-0	1903	1903
Bradley	2-2	1978	1987	Liberty	0-1	2017	2017	Southeast Massachusetts	2-0	1983	1984
Brigham Young	0-1	2001	2001	Lincoln Memorial	5-0	1990	2000	Southern California	0-2	1983	2015
Bryant University	0-1	2016	2016	Lipscomb	1-7	1971	2010	Southern Illinois	10-7	1977	1994
Buffalo	9-0	2005	2016	Long Beach State	0-3	1998	1998	Southern Miss	1-1	1998	1998
Butler	7-0	1908	2008	Louisiana-Lafayette	1-0	2018	2018	Southern Railway	1-0	1904	1904
Canisius	6-0	2007	2012	Louisiana MTHS	1-0	1910	1910	Spring Hill	0-1	1984	1984
Carson-Newman	1-3	1964	1967	Louisville	71-45-1	1925	2018	St. John's	2-0	1988	2014
Central	12-7-1	1905	1912	Louisville AC	0-1	1897	1897	St. Joseph's	3-1	1968	2017
Central Michigan	1-0	1995	1995	Louisville HS	4-1	1904	1912	St. Leo	1-2	1978	1978
Centre	34-5	1896	1968	Louisville Male HS	1-0	1909	1909	St. Xavier	4-0	1983	1983
Charleston Southern	2-1	2000	2005	Louisville Manual HS	4-0	1910	1913	Stanford	0-2	1988	1988
Chattanooga	0-3	1969	1973	LSU	29-49-1	1975	2017	Stephen F. Austin	0-1	1988	1988
Cincinnati	61-30-2	1903	2017	Maine	3-1	1989	1995	Stetson	0-9-1	1965	2003
Cincinnati Law School	1-0	1912	1912	Marietta College	1-0	1914	1914	SW Presbyterian College	1-4	1903	1915
The Citadel	3-3	1994	2003	Marshall	30-11	1934	2013	Tampa	7-2	1976	1988
Clemson	3-6	1950	1997	Maryland	3-0	1983	2003	Tennessee	152-156	1909	2018
Cleveland State	4-2	1982	2007	Maryville	2-3-1	1908	1959	Tennessee Tech	10-1	1949	2014
Clifton Forge	1-0	1906	1906	Memphis	2-0	1995	2004	Tennessee Wesleyan	0-1	1982	1982
Coastal Carolina	3-4	1991	2013	Mercer	2-3	1922	1992	Tennessee-Martin	6-0	2001	2017
Columbus College	2-1	1970	1974	Miami (Ohio)	27-15	1904	2018	Texas	0-1	1993	1993
College of Charleston	0-2	2006	2011	Michigan	4-13-1	1909	2008	Texas A&M	6-6	1989	2017
Culver Military Institute	1-0	1912	1912	Michigan State	2-2	1913	2013	Texas San-Antonio	1-0	2006	2006
Cumberland (Ky.)	3-2	1905	2005	Middle Tennessee St.	10-11	1981	2011	Texas Tech	2-1	2018	2018
Cumberland (Tenn.)	5-2-1	1915	1987	Millersburg AC	1-0	1907	1907	Toledo	6-0	1967	2005
Davidson	1-0	1961	1961	Minnesota	5-1	1927	1999	Transylvania	29-8	1896	1959
Dayton	10-2	1969	2016	Mississippi	33-51	1925	2017	Troy	3-1	1996	2009
Delaware	0-2	1974	2017	Mississippi College	1-0	1980	1980	Tusculum	1-0	2005	2005
Depauw	8-2	1904	1920	Mississippi State	40-60	1925	2018	UAB	4-3	1991	2003
Duke	0-1-1	1910	1910	Missouri	11-8	1984	2018	UC Santa Barbara	4-3	2015	2017
Earlham	1-0	1908	1908	MMI	1-1	1906	1907	UNC Asheville	1-0	2013	2013
East Carolina	0-1	1996	1996	The Mohawks	1-0	1903	1903	UNC-Wilmington	2-0	1996	2014
East Tennessee State	2-1	1988	2004	Monmouth	1-0	2010	2010	Utah	0-1	2011	2011
Eastern Connecticut	1-0	1983	1983	Mount St. Mary's	1-0	2015	2015	USC Upstate	7-1	2013	2018
Eastern Illinois	1-1	2000	2003	Morehead State	47-26	1934	2018	Union	1-0	1991	1991
Eastern Kentucky	68-26-1	1928	2018	Morris Harvey	2-0	1906	1973	Valparaiso	1-0	2012	2012
Eastern Michigan	22-6	1968	2014	Murray State	20-6	1946	2018	Valdosta State	0-2-1	1971	1973
Eckerd	0-2	1977	1981	Navy	3-0	1995	2000	Vanderbilt	147-147-5	1905	2018
Elon	1-0	2013	2013	Nebraska	0-1	1994	1994	Virginia	1-1	1906	2014
Evansville	7-10	1982	2018	Nebraska-Omaha	2-0	2015	2015	Virginia Tech	3-2	1924	2010
Fairfield	1-0	2008	2008	New Mexico	1-1	1991	1994	VMI	0-1	2014	2014
Florida	68-140-1	1953	2018	New Mexico State	1-0	1998	1998	Wake Forest	0-4	1949	1950
Florida Atlantic	2-4	1996	1999	New Orleans	1-0	2009	2009	Washington	0-1	2001	2001
Florida Junior College	1-0	1978	1978	New York Tech	3-1	1983	1986	Washington & Lee	0-0-1	1906	1906
Florida Southern	2-3	1973	1985	Niagara	4-0	2013	2013	Washington State	0-3	1994	2002
Florida State	1-2	1965	1977	NKSC	2-0	1972	1972	West Florida	5-2	1984	1987
Fort Knox	0-1	1952	1952	Northeastern	1-0	2015	2015	West Virginia	11-2	1981	2010
Franklin College	1-2	1904	1908	North Carolina	0-4	1910	2017	West Virginia Wesleyan	0-1	1912	1912
Fresno State	0-1	1994	1994	North Carolina State	3-4	1906	2017	Western Carolina	1-1	1998	2018
Furman	4-2	1967	2007	North Dakota State	3-0	2006	2006	Western Kentucky	35-28	1926	2018
George Mason	2-0	2005	2016	North Florida	0-1	1995	1995	Western Michigan	13-4	1973	2009
George Washington	1-0	2003	2003	Northern Kentucky	12-2	1972	2018	Wilmington College	0-0-1	1913	1913
Georgetown (Ky.)	63-11	1903	2005	Northern Iowa	1-0	2005	2005	Winthrop	1-2	2001	2001
Georgia	98-135-1	1921	2018	Northwestern	5-0	1991	2006	Wisconsin	0-2	1931	1931
Georgia Southern	5-13	1956	1995	Notre Dame	7-3	1912	2006	Wisconsin Milwaukee	3-0	2007	2007
Georgia State	6-0	1971	1992	Oakland	6-0	2007	2018	Wofford	3-2	1959	2018
Georgia Tech	22-30	1923	1982	Oberlin	0-1	1913	1913	Wright State	13-7	1987	2017
Grand Canyon	1-0	1991	1991	Oglethorpe	4-4-1	1923	1971	Xavier	33-9	1930	2018
Hanover	1-0	1913	1913	Ohio	10-8	1915	2017	Yale	1-0	2000	2000
Hawaii	0-3	1913	1915	Ohio Dominican	2-0	1986	1987	Youngstown State	2-1	1988	2004
Heidelberg	1-0	1913	1913	Ohio State	4-9	1916	1999				
Houston	1-1	2011	2018	Ohio Wesleyan	3-1	1911	1916				
Howard	5-0	1991	2000	Oklahoma State	1-2	1988	1998				
Illinois	3-3	1914	2001	Old Dominion	3-1	1996	2017				



ALL-TIME COACHING RECORDS

YEAR	RECORD	PCT.	COACH
1896	1-2	.333	not available
1897	0-3	.000	not available
1898	no records available		
1899	no records available		
1900	no records available		
1901	no records available		
1902	no records available		
1903	9-4	.692	G.L. Byroade
1904	7-10-1	.417	A.A. Gordon
1905	10-8	.556	W.C. Kelly
1906	12-2-1	.833	H.E. Reed
1907	12-3	.800	F.C. Paullin
1908	12-5-1	.694	C.M. Leaphart
1909	9-8-0	.529	not available
1910	12-8-1	.595	not available
1911	11-2	.769	Frank Engel
1912	12-5-1	.694	Frank Engel
1913	3-5-1	.389	Frank Engel
1914	9-5	.643	Alpha Brummage
1915	7-8-1	.469	Alpha Brummage
1916	7-4	.636	Bill Tuttle
1917	6-1	.857	J.B. Fledge
1918*	4-1	.800	not available
1919	12-3	.800	not available
1920	11-3	.786	Andrew Gill
1921*	7-5	.583	Andrew Gill
1922	7-9	.438	Jim Park
1923	4-7	.364	C.E. Barger
1924	8-5	.615	C.E. Barger
1925	4-9	.308	Fred J. Murphy
1926	5-5-2	.500	Fred J. Murphy
1927	7-6	.462	John Devereaux
1928	7-6-1	.536	Fred Major
1929	9-1-1	.864	John Devereaux
1930	6-5-1	.542	John Devereaux

1931	5-9	.357	John Devereaux
1932	no team		
1933	no team		
1934	1-10	.091	John Devereaux
1935	no team		
1936	no team		
1937	no team		
1938	no team		
1939	5-7	.417	Frank Moseley
1940	6-8	.429	Frank Moseley
1941	8-11	.421	Frank Moseley
1942	7-6	.538	Bill Black
1943	no team - World War II		
1944	no team - World War II		
1945	no team - World War II		
1946	1-5	.167	Frank Moseley
1947	7-9	.441	Harry Lancaster
1948	9-7	.563	Frank Moseley
1949	15-10	.600	Frank Moseley
1950	16-7-1	.688	Frank Moseley
1951	8-10-1	.447	Harry Lancaster
1952	8-7	.533	Harry Lancaster
1953	7-11	.389	Harry Lancaster
1954	9-10	.474	Harry Lancaster
1955	2-13	.133	Harry Lancaster
1956	4-18	.182	Harry Lancaster
1957	6-17	.250	Harry Lancaster
1958	8-9	.471	Harry Lancaster
1959	18-8	.692	Harry Lancaster
1960	18-8	.692	Harry Lancaster
1961	17-8	.680	Harry Lancaster
1962	12-7-1	.625	Harry Lancaster
1963	11-11	.500	Harry Lancaster
1964	16-7	.696	Harry Lancaster
1965	12-10	.545	Harry Lancaster
1966	8-10	.444	Abe Shannon
1967	14-16	.467	Abe Shannon
1968	9-16	.360	Abe Shannon
1969	14-18	.441	Abe Shannon
1970	8-18	.296	Dick Parsons
1971	18-15	.545	Dick Parsons
1972	16-10-1	.611	Dick Parsons
1973	16-19-1	.458	Jordan Horne
1974	21-21	.500	Jordan Horne
1975	20-23	.465	Jordan Horne
1976	28-18	.609	Jordan Horne
1977	22-20	.524	Jordan Horne
1978	20-25	.444	Jordan Horne
1979	29-18	.617	Keith Madison
1980	25-21	.543	Keith Madison
1981	38-17-1	.688	Keith Madison
1982	21-34	.382	Keith Madison
1983	31-14	.689	Keith Madison
1984	25-22	.522	Keith Madison
1985	28-24	.538	Keith Madison
1986	25-28	.472	Keith Madison
1987	40-15	.727	Keith Madison
1988	38-25	.603	Keith Madison

1989	28-25-1	.528	Keith Madison
1990	27-29	.482	Keith Madison
1991	41-20	.672	Keith Madison
1992	33-23	.589	Keith Madison
1993	38-23-1	.621	Keith Madison
1994	32-25	.561	Keith Madison
1995	29-32	.475	Keith Madison
1996	35-24	.593	Keith Madison
1997	20-34-1	.373	Keith Madison
1998	26-31	.456	Keith Madison
1999	25-32	.439	Keith Madison
2000	38-20-1	.653	Keith Madison
2001	22-34	.393	Keith Madison
2002	17-36	.321	Keith Madison
2003	24-32	.429	Keith Madison
2004	24-30	.444	John Cohen
2005	29-27	.518	John Cohen
2006	44-17	.721	John Cohen
2007	34-19-1	.630	John Cohen
2008	44-19	.699	John Cohen
2009	28-26	.519	Gary Henderson
2010	31-25	.554	Gary Henderson
2011	25-30	.454	Gary Henderson
2012	45-18	.714	Gary Henderson
2013	30-25	.545	Gary Henderson
2014	37-25	.597	Gary Henderson
2015	30-25	.545	Gary Henderson
2016	32-25	.561	Gary Henderson
2017	43-23	.652	Nick Mingione
2018	34-22	.607	Nick Mingione

*records not complete



Keith Madison compiled a school-record 735 wins from 1979-2003. During his 25-year tenure, UK averaged 29 wins a season and advanced to the NCAA Tournament twice (in 1988 and 1993).

OVERALL RECORD			
Coach	Years	Record	Pct.
G.L. Byroade	1	9-4	.692
A.A. Gordon	1	7-10-1	.417
W.C. Kelly	1	10-8	.556
H.E. Reed	1	12-2-1	.833
F.C. Paullin	1	12-3	.800
C.M. Leaphart	1	12-5-1	.694
Frank Engel	3	26-12-2	.675
Alpha Brummage	2	16-13-1	.550
Bill Tuttle	1	7-4	.636
J.B. Fledge	1	6-1	.857
Andrew Gill*	2	18-8	.692
Jim Park	1	7-9	.438
C.E. Barger	2	12-12	.500
Fred J. Murphy	2	9-14-2	.400
John Devereaux	5	28-31-2	.475
Fred Major	1	7-6-1	.536
Frank Moseley	7	60-55-1	.522
Bill Black	1	7-6	.538
Harry Lancaster	16	163-163-3	.500
Abe Shannon	4	45-60-0	.429
Dick Parsons	3	42-43-1	.494
Jordan Horne	6	127-126-1	.502
Keith Madison	25	735-638-5	.535
John Cohen	4	175-112-1	.610
Gary Henderson	8	258-199	.564
Nick Mingione	2	77-45	.631



SEC HISTORY

YEAR	CHAMPION	RECORD	UK	PLACE
1933	Georgia	8-1	no team	
1934	Alabama	13-3	0-2	t8th
1935	Alabama	8-2	no team	
1936	Alabama	7-3-1	no team	
1937	Auburn	8-1	no team	
1938	Alabama	10-1	no team	
1939	LSU	10-2	3-3	t7th
1940	Alabama	12-1	3-5	6th
1941	Alabama	13-2	3-10	12th
1942	Alabama	9-1	2-4	t9th
1943	LSU	11-3	1-3	t7th
1944	No season			
1945	No season			
1946	LSU	10-5	0-0	
1947	Alabama	11-3	4-4	t5th
1948	Mississippi State	12-5	9-7	6th
1949	Mississippi State	13-3	11-5	2nd*
1950	Alabama	12-4	11-2	2nd*
1951	Tennessee	16-1	5-9-1	10th
1952	Florida	12-2	6-6	6th
1953	Georgia	12-3	5-9	10th
1954	Georgia	11-4	4-10	t11th
1955	Alabama	16-2	0-12	12th
1956	Florida	13-3	1-12	12th
1957	Georgia Tech	13-3	2-14	12th
1958	Auburn	12-3	5-4	t6th
1959	Ole Miss	10-3	9-5	4th (E)
1960	Ole Miss	12-2	9-7	t3rd (E)
1961	LSU	11-4	10-6	2nd (E)
1962	Florida	14-3	9-7	t3rd (E)
1963	Auburn	15-3	8-10	t4th (E)
1964	Ole Miss	11-1	10-5	3rd (E)
1965	Mississippi State	11-4	7-7	4th (E)
1966	Mississippi State	11-4	5-7	5th (E)
1967	Auburn	15-2	8-9	t3rd (E)
1968	Alabama	10-8	6-9	5th (E)
1969	Ole Miss	11-5	7-9	4th (E)
1970	Mississippi State	11-4	2-12	6th (E)
1971	Mississippi State	13-5	7-8	5th (E)
1972	Ole Miss	15-3	4-8	5th (E)
1973	Vanderbilt	11-5	4-11	6th (E)
1974	Vanderbilt	11-4	6-9	5th (E)
1975	LSU	19-3	7-8	3rd (E)
1976	Auburn	12-7	15-9	^1st (E)*
1977	Ole Miss	15-9	10-12	4th (E)
1978	Auburn	15-8	6-15	5th (E)
1979	Mississippi State	17-2	13-11	2nd (E)
1980	Vanderbilt	13-9	8-11	4th (E)
1981	Florida	16-7	13-9-1	2nd (E)
1982	Florida	14-8	6-17	5th (E)
1983	Alabama	14-7	6-11	4th (E)
1984	Florida	18-4	9-13	4th (E)
1985	Mississippi State	16-8	10-13	t3rd (E)
1986	LSU	22-5	7-21	10th
1987	Mississippi State	13-13	16-11	4th
1988	Florida	21-6	18-9	2nd
1989	Mississippi State	20-5	10-17	9th
1990	LSU	20-7	8-18	10th
1991	LSU	19-7	13-12	6th
1992	LSU	18-6	10-14	t5th (E)
1993	LSU	18-8-1	14-14-1	3rd (E)
1994	Tennessee	24-5	11-14	3rd (E)
1995	Tennessee	22-8	10-19	5th (E)
1996	Alabama	20-10	15-14	3rd (E)
	Florida	20-10		

	LSU	20-10		
1997	LSU	22-7	10-20	5th (E)
1998	Florida	21-8	12-18	3rd (E)
1999	Arkansas	22-8	13-17	t2nd (E)
2000	South Carolina	25-5	12-16-1	4th (E)
2001	South Carolina	20-10	7-23	6th (E)
2002	South Carolina	21-8	6-24	6th (E)
2003	LSU	20-9-1	9-20	6th (E)
2004	Arkansas	19-11	7-23	6th (E)
	Georgia	19-11		
2005	Florida	20-10	7-22	6th (E)
2006	KENTUCKY	20-10	20-10	1ST
	Alabama	20-10		
2007	Vanderbilt	22-8	13-16-1	5th (E)
2008	Georgia	20-9-1	16-14	3rd (E)
2009	LSU	20-10	12-18	5th (E)
	Ole Miss	20-10		
2010	Florida	22-8	13-17	4th (E)
2011	Florida	22-8	8-22	4th (E)
	South Carolina	22-8		
	Vanderbilt	22-8		
2012	LSU	19-11	18-12	3rd (E)
2013	Vanderbilt	26-3	11-19	4th (E)
2014	Florida	21-9	14-16	4th (E)
2015	LSU	21-8	14-15	4th (E)
2016	Mississippi State	21-9	15-15	4th (E)
2017	Florida	21-9	19-11	2nd (E)
2018	Florida	20-10	13-17	5th (E)
Totals			722-950-8	(.432)

Notes: The SEC was split into two divisions from 1959-85 and 1992-present. From 1948-50 and 1953-76, the division leaders met in a playoff for the SEC Championship. From 1977-87, the SEC Tournament champion was declared the SEC Champion.* denotes lost in SEC Championship playoff

^ denotes won SEC Eastern Division playoff

KENTUCKY IN SEC CHAMPIONSHIP SERIES

1949 - Lost to Mississippi State, 3-1

- May 27 Mississippi State 6, Kentucky 3 (Starkville, Miss.)
- May 28 Mississippi State 7, Kentucky 2 (Starkville, Miss.)
- May 31 Kentucky 4, Mississippi State 3 (Lexington, Ky.)
- June 1 Mississippi State 7, Kentucky 5 (Lexington, Ky.)

1950 - Lost to Alabama, 3-1

- May 22 Alabama 4, Kentucky 1 (Tuscaloosa, Ala.)
- May 23 Alabama 13, Kentucky 0 (Tuscaloosa, Ala.)
- May 26 Kentucky 14, Alabama 3 (Lexington, Ky.)
- May 27 Alabama 9, Kentucky 1 (Lexington, Ky.)

1976 - Def. Tennessee, 1-0 (Eastern Division playoff)

- May 10 Kentucky 8, Tennessee 5 (Knoxville, Tenn.)

1976 - Lost to Auburn, 2-1

- May 16 Kentucky 7, Auburn 6
- May 16 Auburn 6, Kentucky 0
- May 17 Auburn 14, Kentucky 6



UK POSTSEASON HISTORY

SEC TOURNAMENT RESULTS

Appearances: 21
Best finish (current format):
3rd (2012, 2014)
Overall record: 21-36 (.368)

1979

East No. 2 seed
Starkville, Miss. • May 11-13
Mississippi State 6, Kentucky 5
Florida 7, Kentucky 1

1981

East No. 2 seed
Starkville, Miss. • May 15-17
Miss. State 3, Kentucky 2
Kentucky 3, Alabama 2
Kentucky 3, Miss. State 2
Florida 11, Kentucky 5

1987

No. 4 seed
Athens, Ga. • May 14-17
Kentucky 5, Florida 4
Aub. 5, Kentucky 4 (10 innings)
LSU 4, Kentucky 1

1988

No. 2 seed
Starkville, Miss. • May 12-15
Kentucky 9, LSU 7
Mississippi State 6, Kentucky 5
Georgia 5, Kentucky 4 (11
innings)

1991

No. 6 seed
Baton Rouge, La. • May 16-19
LSU 8, Kentucky 7
Auburn 8, Kentucky 5

1993

No. 3 seed
Eastern Division Tournament
Columbia, S.C. • May 20-23
Kentucky 7, Florida 1
Kentucky 9, Tennessee 7
Kentucky 13, Georgia 3
Tennessee 7, Kentucky 6
Tennessee 6, Kentucky 4

1994

No. 4 seed
Eastern Division Tournament
Lexington, Ky. • May 18-21
Kentucky 6, South Carolina 5
Georgia 17, Kentucky 5
Vanderbilt 15, Kentucky 6

1995

No. 5 seed
Eastern Division Tournament
Knoxville, Tenn. • May 18-21
Kentucky 6, South Carolina 2
Kentucky 9, Georgia 8
Kentucky 9, Vanderbilt 6
Tennessee 22, Kentucky 5
Tennessee 7, Kentucky 2

1996

No. 6 seed
Birmingham, Ala. • May 15-19
Kentucky 7, Arkansas 5
Alabama 3, Kentucky 2
Kentucky 4, Miss. State 1
Alabama 16, Kentucky 8

1998

No. 8 seed.
Birmingham, Ala. • May 13-17
Florida 6, Kentucky 4
Alabama 8, Kentucky 3

1999

No. 8 seed
Birmingham, Ala. • May 19-23
Arkansas 6, Kentucky 4
LSU 10, Kentucky 0

2000

No. 8 seed
Birmingham, Ala. • May 17-21
Kentucky 6, South Carolina 4
Florida 8, Kentucky 7
South Carolina 12, Kentucky 5

2006

No. 2 seed
Birmingham, Ala. • May 24-28
South Carolina 4, Kentucky 2
Georgia 16, Kentucky 10

2008

No. 4 seed
Birmingham, Ala. • May 21-25
Kentucky 9, Alabama 3
Ole Miss 8, Kentucky 7
Alabama 13, Kentucky 4

2012

No. 4 seed
Birmingham, Ala. • May 22-27
Kentucky 2, Ole Miss 0
Kentucky 5, Mississippi State 1
Miss. State 2, Kentucky 1

2013

No. 9 seed
Birmingham, Ala. • May 21-26
Ole Miss 4, Kentucky 1

2014

No. 9 seed
Birmingham, Ala. • May 20-25
Kentucky 7, Alabama 1
Kentucky 4, Florida 2
Kentucky 7, Miss. State 6
(12 innings)
Florida 6, Kentucky 5

2015

No. 8 seed
Birmingham, Ala. • May 19-24
Auburn 6, Kentucky 3

2016

No. 8 seed
Birmingham, Ala. • May 24-29
Alabama 5, Kentucky 2

2017

No. 3 seed
Birmingham, Ala. • May 23-28
Kentucky 7, South Carolina 2
LSU 10, Kentucky 0
South Carolina 3, Kentucky 1

2018

No. 10 seed
Birmingham, Ala. • May 22-27
Auburn 4, Kentucky 3 (11 inn.)

NCAA TOURNAMENT

Appearances: 9
Best finish: Super Regional (2017)
Overall record: 18-19 (.486)

1949—DISTRICT III

AT CHARLOTTE, N.C.
Wake Forest 5, Kentucky 3
Kentucky 2, Richmond 0
Kentucky 2, Mississippi State 0
Wake Forest 8, Kentucky 0

1950—DISTRICT III

AT KANNAPOLIS, N.C.
Wake Forest 9, Kentucky 4
Kentucky 4, Clemson 2
Wake Forest 9, Kentucky 2

1988—NORTHEAST REGIONAL

AT NEW BRITAIN, CONN.
Kentucky 6, Rutgers 2
Kentucky 12, St. John's 5
Kentucky 8, Clemson 7
Stanford 6, Kentucky 5
Stanford 16, Kentucky 2

1993—CENTRAL REGIONAL II

AT AUSTIN, TEXAS
Southern Cal. 7, Kentucky 1
Texas 8, Kentucky 3

2006—LEXINGTON REGIONAL II

AT LEXINGTON, KY.
Ball State 3, Kentucky 1
Kentucky 10, Notre Dame 4
Kentucky 12, Ball State 9
Coll. of Charleston 7, Kentucky 4

2008—ANN ARBOR REGIONAL

AT ANN ARBOR, MICH.
Michigan 7, Kentucky 5
Kentucky 4, E. Michigan 3
Kentucky 12, Michigan 6
Arizona 5, Kentucky 3

2012—GARY REGIONAL

AT GARY, IND. (HOSTED BY PURDUE)
Kent State 7, Kentucky 6 (21 innings)
Kentucky 8, Valparaiso 1
Kentucky 6, Purdue 3
Kent State 3, Kentucky 2

2014—LOUISVILLE REGIONAL

AT LOUISVILLE, KY.
Kansas 10, Kentucky 6
Kentucky 4, Kent State 2
Kentucky 8, Kansas 3
Louisville 4, Kentucky 1

2017—LEXINGTON REGIONAL

AT LEXINGTON, KY.
Kentucky 6, Ohio 4
NC State 5, Kentucky 4
Kentucky 14, Indiana 9
Kentucky 8, NC State 6
Kentucky 10, NC State 5

2017—LOUISVILLE SUPER REGIONAL

AT LOUISVILLE, KY.
Louisville 5, Kentucky 2
Louisville 6, Kentucky 2

SEC TOURNAMENT FORMATS

1977-86

Top two teams from each division earned bids in a double-elimination draw. East No. 1 faced West No. 2 and West No. 1 faced East No. 2 in first round.

1987-92

Top six teams overall earned bids in a double-elimination draw.

1993-95

Each division played its own tournament with all six teams earning bids in a six-team double-elimination draw.

1996-97

Nos. 5-8 squared off in two play-in games to earn final two spots in six-team double-elimination draw. The top four seeds were awarded automatic bids.

1998-2011

Top eight teams overall earn bids into two four-team double-elimination draws. First-round matchups include No. 1 vs. No. 8 and No. 4 vs. No. 5 in one group with No. 2 vs. No. 7 and No. 3 vs. No. 6 in the other. There is a championship game between the winner

of each group.

2012

Top 10 teams overall earn bids into the field, with the division winners earning the No. 1-2.

2013-current

Top 12 teams overall earn bids into the field. Seeds 5-12 meet in a single-elimination format on Tuesday, followed by traditional double-elimination play Wednesday-Friday. The tournament will return to single elimination on Saturday.



SERIES HISTORY VS. SEC

ALABAMA (UK trails 41-62)

4/29/1914	A	W, 2-1
4/30/1914	A	L, 2-5
5/4/1925	H	L, 3-9
5/5/1925	H	L, 5-10
5/11/1925	A	L, 4-5
5/12/1925	A	L, 2-8
4/29/1931	A	L, 3-18
4/30/1931	A	W, 7-3
4/20/1941	A	L, 1-7
4/21/1941	A	L, 3-7
5/22/1950	A	L, 1-4
5/23/1950	A	L, 0-13
5/26/1950	H	W, 14-3
5/27/1950	H	L, 1-9
4/28/1952	H	L, 2-3 (10)
4/29/1952	H	W, 9-6
3/18/1975		W, 5-4
3/18/1975		W, 4-2
3/19/1975		L, 4-5
3/19/1975		L, 1-2
3/6/1980	A	L, 5-7
1981	N	W, 3-2
3/16/1982	A	L, 8-12
3/30/1985	H	W, 12-8
3/31/1985	H	L, 6-8
3/15/1986	H	L, 7-19
3/15/1986	H	L, 12-14
3/16/1986	H	L, 5-8
3/18/1986	A	L, 2-8
3/21/1987	A	W, 7-4
3/21/1987	A	W, 11-9
3/22/1987	A	L, 5-7
3/26/1988	H	L, 4-6
3/26/1988	H	W, 3-2
3/27/1988	H	W, 9-5
3/25/1989	A	L, 4-5
3/25/1989	A	W, 6-4
3/26/1989	A	W, 9-6
5/5/1990	H	L, 6-12
5/5/1990	H	L, 5-75
5/6/1990	H	L, 2-6
5/4/1991	A	W, 4-3
5/4/1991	A	W, 9-5
3/21/1992	H	W, 6-4
3/21/1992	H	W, 6-5
3/22/1992	H	W, 6-5
3/27/1993	A	W, 6-3
3/28/1993	A	W, 7-4
3/30/1993	A	L, 7-8
4/5/1996	H	L, 4-17
4/6/1996	H	W, 3-2
4/7/1996	H	L, 1-4
5/16/1996	N	L, 2-3
5/19/1996	N	L, 8-16
4/4/1997	A	L, 3-10
4/5/1997	A	W, 9-2
4/6/1997	A	L, 5-9
5/14/1998	N	L, 3-8
3/11/2000	A	L, 4-5
3/11/2000	A	L, 5-6
3/12/2000	A	W, 11-10
3/16/2001	H	L, 1-3
3/17/2001	H	L, 1-15
3/18/2001	H	L, 7-26
4/12/2002	H	L, 9-11
4/13/2002	H	L, 1-10
4/14/2002	H	L, 4-15
4/11/2003	A	L, 7-8
4/12/2003	A	W, 5-3
4/13/2003	A	L, 1-4
5/14/2004	H	L, 2-6
5/15/2004	H	W, 9-8
5/16/2004	H	L, 11-12 (12)
3/18/2005	A	L, 3-5
3/19/2005	A	L, 3-5
3/20/2005	A	L, 4-10
3/14/2008	H	W, 7-5

3/15/2008	H	W, 15-2
3/16/2008	H	W, 5-1
5/21/2008	N	W, 9-3
5/23/2008	N	L, 4-13
4/24/2009	A	L, 6-13
4/25/2009	A	W, 11-1
4/26/2009	A	L, 2-3
4/10/2010	H	W, 7-6
4/11/2010	H	W, 8-2
4/12/2010	H	L, 9-11
3/25/2011	A	L, 0-4
3/26/2011	A	L, 5-6
3/27/2011	A	L, 3-8
5/11/2012	H	W, 4-2
5/12/2012	H	W, 7-6
5/12/2012	H	W, 8-1
3/14/2014	A	L, 0-3
3/15/2014	A	W, 7-2
3/15/2014	A	L, 3-5 (10)
5/20/2014	N	W, 7-1
4/8/2016	H	W, 3-2
4/9/2016	H	W, 6-2
4/10/2016	H	L, 1-2
5/24/2016	N	L, 2-5
3/30/2018	A	L, 2-4
3/31/2018	A	L, 2-4
4/1/2018	A	W, 5-2

at Lexington: UK trails 20-24
at Tuscaloosa: UK trails 16-32
Neutral: UK trails 3-5

ARKANSAS (UK trails 25-41)

2/28/1989	N	L, 4-8
3/1/1989	N	W, 6-2
4/4/1992	H	L, 9-10
4/4/1992	H	W, 14-6
4/5/1992	W	W, 10-7
4/10/1993	A	L, 0-1
4/10/1993	A	W, 9-3
4/13/1993	A	L, 4-8
3/23/1996	H	L, 9-16
3/24/1996	H	W, 6-5
3/26/1996	H	L, 5-7
5/15/1996	N	W, 7-5
3/21/1997	A	W, 11-5
3/22/1997	A	L, 8-9
3/23/1997	A	L, 4-11
4/24/1998	H	L, 1-17
4/25/1998	H	W, 15-5
4/26/1998	H	W, 4-3
4/9/1999	A	L, 2-15
4/10/1999	A	L, 1-10
4/11/1999	A	L, 5-9
5/19/1999	N	L, 4-6
4/28/2000	A	W, 7-6
4/29/2000	A	L, 10-12
4/30/2000	A	L, 5-8
4/27/2001	H	W, 5-4
4/28/2001	H	L, 11-16
4/29/2001	H	L, 5-9
5/3/2002	A	L, 1-5
5/4/2002	A	W, 5-2
5/5/2002	A	W, 1-0
3/28/2003	H	L, 2-9
3/29/2003	H	L, 1-2
3/30/2003	H	L, 9-10
4/23/2004	A	L, 4-9
4/24/2004	A	L, 4-5
4/25/2004	A	L, 10-11 (7)
4/30/2005	H	L, 5-8
4/30/2005	H	W, 11-8
5/1/2005	H	W, 7-1
4/14/2006	A	L, 9-10
4/15/2006	A	L, 6-10
4/16/2006	A	W, 7-5
3/16/2007	H	L, 2-10
3/17/2007	H	W, 7-5
3/18/2007	H	L, 14-5

4/2/2010	A	W, 12-8
4/3/2010	A	L, 1-10
4/4/2010	A	L, 16-17
4/23/2011	H	W, 3-2
4/23/2011	H	W, 3-1
4/24/2011	H	L, 1-5
4/13/2012	A	L, 7-8
4/14/2012	A	W, 5-4
4/14/2012	A	W, 2-1
5/3/2013	H	L, 1-2
5/4/2013	H	L, 3-5
5/4/2013	H	W, 4-3
4/10/2015	A	L, 3-5
4/11/2015	A	W, 16-4
4/12/2015	A	L, 3-7
4/22/2016	H	L, 0-1 (10)
4/23/2016	H	L, 0-2
4/24/2016	H	W, 5-4
3/16/2018	A	L, 4-9
3/17/2018	A	L, 2-14
3/17/2018	A	L, 9-16

at Lexington: UK trails 18-29
at Fayetteville: UK trails 16-32
Neutral: UK trails 2-4

AUBURN (UK trails 45-79)

4/20/1956	H	L, 6-25
4/21/1956	H	L, 10-19 (7)
4/21/1956	H	L, 5-10 (7)
4/19/1957	A	L, 5-12
4/20/1957	A	L, 0-1
4/20/1957	A	L, 8-10
4/29/1960	H	L, 2-7
4/30/1960	H	L, 5-7
4/7/1961	A	L, 4-17
4/8/1961	A	L, 5-7
4/27/1962	H	L, 0-5
4/28/1962	H	W, 7-4
4/12/1963	A	L, 6-13
4/13/1963	A	L, 2-14
4/16/1964	H	W, 2-1
4/25/1964	H	W, 5-4
3/19/1965	A	L, 4-5
3/20/1965	A	L, 6-11
4/29/1966	H	W, 2-1
4/10/1967	A	L, 1-4
4/10/1967	A	W, 3-2
4/11/1967	A	L, 0-2
4/19/1968	H	W, 5-4
4/19/1968	H	W, 16-9
4/20/1968	H	W, 3-0
4/28/1969	A	W, 4-2
4/29/1969	A	L, 2-12
4/25/1970	H	L, 0-1
4/25/1970	H	L, 2-4
4/9/1971	A	L, 0-2
4/9/1971	A	W, 6-5
4/10/1971	A	W, 14-13
4/8/1972	H	L, 2-5
4/8/1972	H	W, 5-4
4/6/1973	A	L, 1-5
4/6/1973	A	L, 1-2
4/5/1974	H	L, 2-15
4/5/1974	H	W, 7-6
4/6/1974	H	L, 2-5
4/4/1975	A	L, 4-9
4/4/1975	A	W, 4-1
4/5/1975	A	L, 7-15
5/16/1976	N	L, 0-6
5/16/1976	N	W, 7-6
5/17/1976	N	L, 6-14
4/12/1986	A	L, 0-1
4/12/1986	A	L, 5-16
4/13/1986	A	L, 4-5
4/18/1987	H	L, 7-12
4/18/1987	H	W, 6-5
4/19/1987	H	W, 11-4
5/15/1987	N	L, 4-5

4/16/1988	A	L, 1-9
4/16/1988	A	L, 0-2
4/17/1988	A	W, 2-1
4/15/1989	H	L, 3-5
4/15/1989	H	W, 7-5
4/16/1989	H	W, 9-4
4/28/1990	A	L, 6-9
4/28/1990	A	W, 5-4
4/29/1990	A	W, 7-1
4/27/1991	H	L, 3-10
4/27/1991	H	W, 11-10
4/28/1991	H	L, 1-3
5/17/1991	N	L, 5-8
3/28/1992	A	W, 3-8
3/28/1992	A	W, 8-4
3/29/1992	A	W, 12-5
4/3/1993	H	L, 4-10
4/4/1993	H	L, 3-7
4/6/1993	H	L, 8-16
3/29/1996	A	L, 10-16
3/30/1996	A	W, 7-4
3/31/1996	A	L, 6-12
3/28/1997	H	L, 0-5
3/29/1997	H	W, 6-5
3/30/1997	H	L, 3-18
5/1/1998	A	W, 10-7
5/2/1998	A	L, 3-14
5/3/1998	A	L, 2-15
5/7/1999	H	W, 10-1
5/8/1999	H	L, 4-7
5/9/1999	H	L, 4-5
3/15/2002	A	W, 3-1
3/16/2002	A	L, 3-4
3/17/2002	A	L, 0-5
3/21/2003	H	L, 10-14
3/22/2003	H	L, 3-10
3/23/2003	H	L, 3-10
3/19/2004	A	W, 8-0
3/20/2004	A	W, 4-3
3/21/2004	A	L, 2-3 (10)
4/15/2005	H	L, 4-8
4/16/2005	H	W, 6-2
4/17/2005	H	L, 3-4
3/31/2006	A	W, 8-7
4/12/2006	A	L, 1-5
4/2/2006	A	L, 6-12
5/17/2007	H	L, 7-18
5/18/2007	H	L, 6-13
5/19/2007	H	W, 8-7
3/21/2008	A	L, 0-2
3/22/2008	A	L, 5-7
3/23/2008	A	W, 9-8
5/9/2009	H	W, 6-5
5/9/2009	H	W, 6-3
5/10/2009	H	L, 5-7
4/23/2010	A	L, 6-13
4/25/2010	A	W, 8-7
4/26/2010	A	L, 5-6
4/8/2011	H	L, 9-12
4/9/2011	H	L, 8-15
4/10/2011	H	L, 2-8
5/9/2014	H	W, 6-3
5/10/2014	H	L, 1-8
5/11/2014	H	W, 6-5 (10)
5/19/2015	N	L, 3-6
4/29/2016	A	L, 2-5
4/30/2016	A	L, 6-10
5/1/2016	A	W, 9-6
3/23/2018	H	W, 5-4
3/24/2018	H	L, 3-4 (7)
3/25/2018	H	W, 13-3 (7)
5/22/2018	N	3-4 (11)

at Lexington: UK trails 24-35
at Auburn: UK trails 20-38
Neutral: UK trails 1-6

FLORIDA (UK trails 68-140-1)

4/3/1953	A	L, 0-10
----------	---	---------

4/4/1953	A	L, 3-9
4/13/1953	H	L, 7-10
4/14/1953	H	L, 2-12
3/30/1956	A	L, 1-7 (7)
3/30/1956	A	L, 5-16
3/31/1956	A	L, 1-7
3/29/1957	H	L, 0-22
3/30/1957	H	W, 6-5
3/30/1957	H	W, 4-0
5/2/1960	H	W, 6-5
5/3/1960	H	L, 5-13
4/5/1961	A	W, 8-1
4/6/1961	A	L, 4-6
4/25/1962	H	L, 1-5
4/26/1962	H	L, 1-9
4/9/1963	A	L, 2-7
4/10/1963	A	L, 4-9
4/22/1964	H	W, 5-4
4/23/1964	H	L, 5-6
3/16/1965	A	L, 0-2
3/17/1965	A	L, 1-25
4/25/1966	H	L, 5-9
3/13/1967	A	L, 0-1
3/13/1967	A	L, 0-1
3/14/1967	A	L, 3-8
5/3/1968	H	L, 1-2
5/3/1968	H	L, 2-3
5/4/1968	H	L, 3-13
4/18/1969	A	L, 1-6
4/18/1969	A	L, 2-6
4/19/1969	A	L, 2-9
4/17/1970	H	L, 0-10
4/17/1970	H	L, 0-4
4/18/1970	H	L, 3-5



KENTUCKY BASEBALL



4/19/1981	H	L, 3-10	3/27/2004	H	L, 6-17	4/10/1954	H	L, 3-12	4/4/1982	A	L, 11-12	5/25/2006	N	L, 10-16
1981	N	L, 5-11	3/28/2004	H	L, 1-8	4/19/1954	A	L, 5-6	5/8/1982	H	L, 4-10	4/27/2007	H	W, 8-7
3/6/1982	A	L, 0-3	4/1/2005	A	L, 9-10	4/20/1954	A	L, 0-5	5/8/1982	H	L, 7-15	4/28/2007	H	L, 3-9
3/6/1982	A	W, 8-5	4/2/2005	A	L, 11-20	4/3/1956	A	L, 0-9 (7)	5/9/1982	H	L, 2-13	4/29/2007	H	W, 13-5
3/7/1982	A	L, 11-12	4/3/2005	A	L, 6-11	4/3/1956	A	L, 6-11	3/5/1983	A	L, 0-1	4/11/2008	A	L, 3-2
4/10/1982	H	L, 4-6	4/7/2006	H	W, 8-7	4/4/1956	A	L, 5-13	3/5/1983	A	W, 1-0	4/12/2008	A	L, 13-4
4/10/1982	H	W, 6-4	4/8/2006	H	L, 4-6	4/26/1957	H	L, 3-17	3/6/1983	A	L, 7-10	4/13/2008	A	L, 6-4
4/11/1982	H	W, 13-9	4/9/2006	H	W, 8-6	4/27/1957	H	L, 5-12	3/31/1984	A	L, 2-4	4/11/2009	H	L, 4-7
4/4/1983	H	L, 4-11	4/20/2007	A	W, 9-2	4/27/1957	H	L, 0-8	3/31/1984	A	W, 7-2	4/11/2009	H	L, 4-7
4/4/1983	H	W, 5-0	4/21/2007	A	L, 7-10	4/4/1958	A	L, 4-7	4/1/1984	A	W, 20-11	4/12/2009	H	L, 4-5
5/7/1983	H	L, 4-9	4/22/2007	A	L, 4-5	4/3/1959	H	W, 5-4	5/5/1984	H	L, 2-6	5/20/2010	A	L, 6-8
5/7/1983	H	L, 4-7	4/18/2008	H	W, 11-7	4/4/1959	H	L, 2-4	5/5/1984	H	L, 7-8	5/21/2010	A	L, 0-20
5/8/1983	H	L, 5-7	4/19/2008	H	L, 13-7	4/4/1959	H	W, 5-2	5/6/1984	H	W, 14-2	5/22/2010	A	W, 14-11
3/24/1984	H	L, 3-11	4/22/2008	H	W, 3-2	4/13/1960	A	L, 9-13	3/23/1985	A	L, 6-7	5/13/2011	H	W, 7-4
3/24/1984	H	L, 2-9	5/14/2009	A	L, 3-10	4/14/1960	A	W, 12-11	3/23/1985	A	W, 7-5	5/14/2011	H	W, 12-5
3/25/1984	H	W, 7-6	5/15/2009	A	W, 8-7	4/26/1961	H	W, 5-2	3/24/1985	A	L, 10-11	5/15/2011	H	L, 6-7
4/28/1984	A	L, 0-2	5/16/2009	A	L, 9-13	4/27/1961	H	W, 5-2	4/28/1985	H	L, 0-3	3/31/2012	A	L, 6-7
4/28/1984	A	L, 1-5	4/16/2010	H	L, 8-10	4/10/1962	A	W, 8-6	4/28/1985	H	L, 4-10	3/31/2012	A	W, 9-8
4/29/1984	A	L, 2-9	4/17/2010	H	L, 3-6	4/26/1963	H	W, 10-9	5/3/1986	H	L, 7-8	4/1/2012	A	W, 11-2
3/2/1985	A	L, 0-3	4/18/2010	H	W, 6-5	4/27/1963	H	L, 2-6	5/3/1986	H	W, 11-2	3/29/2013	H	W, 3-2 (10)
3/2/1985	A	L, 1-12	5/19/2011	A	L, 6-9	3/17/1964	A	L, 2-3 (7)	5/4/1986	H	W, 12-2	3/30/2013	H	L, 6-7
3/3/1985	A	L, 3-15	5/20/2011	A	W, 14-1	3/17/1964	A	W, 9-8 (7)	5/9/1987	A	L, 3-6	3/31/2013	H	W, 5-0
4/6/1985	H	L, 0-10	5/21/2011	A	L, 3-19	4/28/1965	H	W, 10-3	5/15/2014	A	W, 3-2	5/15/2014	A	W, 13-0
4/6/1985	H	W, 8-6	5/3/2012	H	L, 3-5	4/29/1965	H	W, 11-3	5/16/2014	A	W, 10-0	5/16/2014	A	W, 10-0
4/7/1985	H	L, 2-5	5/4/2012	H	L, 1-5	3/25/1966	A	L, 6-7 (10)	5/17/2014	A	L, 10-11	5/17/2014	A	L, 10-11
3/29/1986	H	L, 0-5	5/5/2012	H	W, 2-1	3/26/1966	A	W, 5-4	5/8/2015	H	W, 7-2	5/8/2015	H	W, 6-2
3/29/1986	H	L, 2-3	3/15/2013	A	L, 1-4	4/28/1967	H	L, 1-4	5/8/1988	H	L, 2-9	5/9/2015	H	L, 3-12
3/30/1986	H	L, 6-7	3/16/2013	A	W, 11-5	4/28/1967	H	W, 6-1	5/14/1988	N	L, 4-5	5/10/2015	H	L, 1-6 (10)
4/4/1987	A	L, 2-12	3/17/2013	A	W, 6-2	4/29/1967	H	W, 3-1	5/16/1989	A	L, 4-7	3/18/2016	A	L, 2-5
4/4/1987	A	L, 3-10	4/4/2014	H	W, 17-1	3/22/1968	A	L, 1-5	5/6/1989	A	L, 4-11	3/19/2016	A	W, 11-4
4/5/1987	A	L, 3-10	4/5/2014	H	L, 10-11	5/2/1969	H	W, 3-1	5/7/1989	A	L, 8-10	3/20/2016	A	W, 14-6
5/14/1987	N	W, 5-4	4/6/2014	H	W, 9-8	5/2/1969	H	W, 4-3	3/17/1990	H	L, 2-4	5/5/2017	H	L, 3-5
3/5/1988	H	L, 1-3	5/21/2014	N	W, 4-2	5/3/1969	H	L, 4-12	3/17/1990	H	L, 2-3	5/6/2017	H	W, 7-4
3/6/1988	H	W, 7-1	5/24/2014	N	L, 5-6	3/27/1970	A	L, 3-4	3/18/1990	H	W, 7-2	5/7/2017	H	L, 3-6
3/6/1988	H	W, 11-10	4/24/2015	A	W, 3-0	3/28/1970	A	L, 7-9	3/16/1991	A	L, 3-4	4/13/2018	A	W, 6-4 (11)
3/3/1989	A	L, 9-10	4/25/2015	A	W, 7-6	4/30/1971	H	W, 6-4	3/16/1991	A	L, 2-4	4/14/2018	A	L, 7-9
3/4/1989	A	L, 6-12	4/26/2015	A	L, 1-10	4/30/1971	H	W, 4-1	3/17/1991	A	W, 7-4	4/15/2018	A	W, 1-0
3/4/1989	A	W, 7-4	3/25/2016	H	L, 5-12	5/1/1971	H	L, 5-9	5/2/1992	A	L, 4-6	at Lexington: UK trails 45-52-1		
5/12/1990	H	L, 9-15	3/26/2016	H	W, 7-4	4/28/1972	A	W, 4-2	5/2/1992	A	L, 4-5	at Athens: UK trails 40-68		
5/12/1990	H	W, 8-6	3/27/2016	H	W, 5-4 (10)	4/28/1972	A	W, 9-2	5/3/1992	A	L, 1-12	Neutral: tied 2-2		
5/11/1991	A	L, 0-5	5/18/2017	A	W, 12-4	4/29/1972	A	L, 3-7	5/8/1993	H	L, 5-8			
5/11/1991	A	W, 6-1	5/19/2017	A	L, 3-14	4/27/1973	H	L, 2-5	5/8/1993	H	W, 14-2			
5/12/1991	A	L, 2-14	5/20/2017	A	L, 4-6	4/28/1973	H	W, 8-5	5/9/1993	H	W, 6-5			
4/18/1992	H	L, 0-7	4/19/2018	H	L, 2-11	4/26/1974	A	W, 9-1	5/22/1993	N	W, 13-3			
4/18/1992	H	W, 10-5	4/20/2018	H	L, 4-9	4/26/1974	A	W, 6-3	5/7/1994	A	L, 2-25			
4/19/1992	H	L, 4-9	4/21/18	H	W, 3-2	4/27/1974	A	L, 6-7	5/8/1994	A	W, 12-6			
4/24/1993	A	W, 5-3	at Lexington: UK trails 33-57-1			4/26/1975	H	L, 6-9	5/9/1994	A	L, 4-5			
4/24/1993	A	W, 7-6	at Gainesville: UK trails 22-66			4/26/1975	H	L, 4-5	5/20/1994	H	L, 5-17			
4/25/1993	A	W, 7-4	Neutral: UK trails 3-5			1976	A	W, 6-4	5/5/1995	H	W, 13-3			
5/20/1993	N	W, 7-1				1976	A	W, 5-3	5/6/1995	H	L, 4-8			
4/22/1994	H	L, 15-16				1976	A	W, 7-6	5/7/1995	H	L, 7-7			
4/23/1994	H	W, 11-5	GEORGIA			1976	H	W, 3-2	5/19/1995	N	W, 9-8			
4/24/1994	H	W, 6-1	(UK trails 98-135-1)			1976	H	W, 16-8	5/4/1996	A	W, 11-9			
4/21/1995	A	L, 1-5	5/29/1921			H	n/a	1976	H	L, 5-9				
4/22/1995	A	L, 3-7	5/30/1921			H	L, 1-11	1977	A	L, 0-5				
4/23/1995	A	L, 4-8	5/8/1922			A	L, 0-1	1977	A	L, 8-10				
4/19/1996	H	W, 7-4	5/9/1922			A	L, 7-11	1977	A	L, 0-5				
4/20/1996	H	L, 5-10	5/28/1926			H	L, 7-11	1977	H	W, 8-5				
4/21/1996	H	L, 3-10	5/29/1926			H	L, 2-16	1977	H	W, 5-4				
4/18/1997	A	L, 3-8	4/13/1927			A	W, 15-6	1977	W	2-0				
4/19/1997	A	L, 4-8	4/14/1927			A	W, 7-6	1978	A	L, 4-5				
4/20/1997	A	L, 6-18	4/2/1928			A	L, 0-9	1978	A	L, 0-1				
4/3/1998	H	L, 10-20	4/3/1928			A	L, 1-6	1978	A	L, 2-5				
4/4/1998	H	L, 10-32	4/23/1948			H	W, 12-10	1978	H	L, 12-15				
4/5/1998	H	L, 2-12	4/24/1948			H	L, 2-26	1978	H	L, 3-6				
5/13/1998	N	L, 4-6	5/19/1948			A	L, 9-13	1978	H	W, 3-2				
4/16/1999	A	W, 5-0	5/20/1948			A	W, 11-6	1979	H	L, 2-3				
4/17/1999	A	W, 9-2	4/22/1949			H	W, 3-2	1979	H	W, 4-2				
4/18/1999	A	L, 3-10	4/23/1949			H	L, 12-13	1979	H	W, 11-4				
4/7/2000	H	L, 2-7	5/18/1949			A	L, 0-15	1979	A	L, 1-8				
4/8/2000	H	L, 0-18	5/19/1949			A	L, 7-13	1979	A	L, 9-20				
4/9/2000	H	T, 6-6	4/3/1950			A	L, 2-5	1979	A	W, 9-0				
5/18/2000	N	L, 7-8	4/4/1950			A	L, 4-6	4/5/1980	A	W, 10-2				
4/6/2001	A	L, 6-7	5/3/1950			H	T, 3-3 (13)	4/6/1980	A	W, 6-2				
4/7/2001	A	L, 9-10	5/4/1950			H	W, 8-7	4/6/1980	A	L, 3-12				
4/8/2001	A	L, 8-9	4/2/1951			A	L, 3-5 (7)	4/4/1981	A	L, 2-4				
5/18/2002	H	L, 4-14	4/3/1951			A	L, 0-9*	4/4/1981	A	W, 7-6				
5/18/2002	H	L, 6-18	4/11/1951			H	W, 8-4 (7)	4/5/1981	A	W, 8-6				
5/19/2002	H	L, 4-5	4/12/1951			H	L, 10-13 (7)	5/2/1981	H	L, 2-6				
5/16/2003	A	L, 0-19	4/16/1952			A	W, 6-3	5/2/1981	H	W, 12-3				
5/17/2003	A	L, 4-13	4/17/1952			A	L, 5-9	5/3/1981	H	W, 10-4				
5/18/2003	A	W, 7-5	4/6/1953			A	L, 1-7	4/3/1982	A	L, 6-7				
3/26/2004	H	L, 4-8	4/7/1953			A	L, 4-11	4/3/1982	A	W, 7-4				
			4/9/1954			H	L, 6-7							

LSU (UK trails 29-49-1)

3/16/1975	H	L, 0-1
3/16/1975	H	L, 1-6
3/8/1986	A	L, 7-8
3/8/1986	A	L, 1-5
3/9/1986	A	L, 10-12
3/14/1987	H	L, 4-8
3/14/1987	H	W, 7-2
3/15/1987	H	L, 0-5
5/16/1987	N	L, 1-4
3/19/1988	A	L, 1-3
3/19/1988	A	L, 1-2
3/20/1988	A	W, 3-1
5/12/1988	N	W, 9-7
3/18/1989	H	L, 7-11
3/18/1989	H	L, 0-15
3/19/1989	H	W, 12-9
4/21/1990	A	L, 1-8
4/21/1990	A	L, 0-9
4/22/1990	A	L, 3-9
4/20/1991	H	W, 17-7
4/20/1991	H	W, 11-7
4/21/1991	H	W, 7-3
5/16/1991	A	L, 7-8
4/8/1994	H	W, 9-6
4/9/1994	H	W, 13-3
4/7/1995	A	L, 0-11
4/8/1995	A	L, 7-16
4/9/1995	A	L, 5-6
5/18/1996	N	W, 12-11
3/27/1998	H	L, 3-7
3/28/1998	H	L, 2-7
3/29/1998	H	L, 6-11
5/14/1999	A	L, 2-7
5/15/1999	A	W, 13-8
5/16/1999	A	L, 4-6
5/20/1999	N	L, 0-10
5/5/2000	H	L, 0-9
5/6/2000	H	L, 3-6
5/7/2000	H	W, 7-4
3/30/2001	A	L, 2-6



KENTUCKY

BASEBALL



3/31/2001	A	L, 5-9
4/1/2001	A	W, 9-5
5/7/2004	H	W, 10-3
5/8/2004	H	L, 8-11
5/9/2004	H	L, 4-15
5/6/2005	A	L, 5-6
5/7/2005	A	W, 7-1
5/8/2005	A	L, 3-8
3/17/2006	H	W, 8-2
3/18/2006	H	W, 6-3
3/19/2006	H	L, 2-5
3/23/2007	A	W, 16-2
3/24/2007	A	W, 6-5
3/25/2007	A	T, 9-9
5/3/2008	H	L, 1-3
5/3/2008	H	L, 5-12
5/4/2008	H	L, 8-9
3/13/2009	A	L, 3-5
3/15/2009	A	W, 5-2 (7)
3/15/2009	A	L, 1-3 (7)
5/14/2010	H	W, 11-9
5/15/2010	H	W, 9-4
5/16/2010	H	W, 6-4
4/28/2011	A	L, 5-9
4/29/2011	A	L, 4-12
4/30/2011	A	L, 4-8
4/20/2012	H	L, 4-5
4/21/2012	H	W, 8-1
4/22/2012	H	W, 7-6
4/5/2013	A	L, 1-11
4/6/2013	A	L, 1-9
4/7/2013	A	L, 4-11
3/27/2015	A	W, 5-4 (12)
3/28/2015	A	L, 3-7
3/29/2015	A	W, 12-10 (11)
4/21/2017	H	W, 12-5
4/21/2017	H	L, 3-4
4/23/2017	H	W, 10-2
5/25/2017	N	L, 0-10

at Lexington: UK trails 17-18
at Baton Rouge: UK trails 9-27-1
Neutral: UK trails 2-3

MISSISSIPPI STATE (UK trails 40-60)

3/19/1984	H	W, 11-4
5/13/1925	A	L, 0-9
5/14/1925	A	L, 3-9
5/17/1926	H	W, 6-2
5/18/1926	H	W, 12-1
5/1/1931	A	L, 3-6
5/2/1931	A	L, 3-17
4/13/1934	A	L, 7-9
4/14/1934	A	L, 4-11
5/27/1949	A	L, 3-6
5/28/1949	A	L, 2-7
5/31/1949	H	W, 4-3
1949	N	W, 2-0
6/1/1949	H	L, 5-7
1979	A	L, 5-6
3/4/1980	A	W, 9-4
3/5/1980	A	L, 0-10
1981	A	W, 3-2
1981	A	L, 2-3
4/26/1986	A	L, 2-10
4/26/1986	A	L, 6-13
4/26/1986	A	W, 6-3
5/2/1987	H	W, 2-1
5/2/1987	H	W, 10-7
5/3/1987	H	W, 5-3
4/30/1988	A	L, 6-8
4/30/1988	A	W, 10-4
5/1/1988	A	L, 7-10
5/13/1988	A	L, 5-6
4/29/1989	H	L, 8-12
4/29/1989	H	W, 6-3
4/30/1989	H	L, 16-28
3/24/1990	A	L, 0-3
3/24/1990	A	L, 2-9
3/25/1990	A	L, 0-8
3/30/1991	H	W, 21-9
3/30/1991	H	W, 4-1
3/31/1991	H	L, 3-4

4/1/1994	H	L, 3-4
4/2/1994	H	L, 12-13
4/3/1994	H	L, 13-16
3/31/1995	A	W, 5-3
4/1/1995	A	L, 5-7
4/2/1995	A	L, 7-13
3/16/1996	A	L, 5-9
3/17/1996	A	L, 11-18
3/23/1996	A	L, 5-7
5/17/1996	N	W, 4-1
3/14/1997	H	L, 5-6
3/15/1997	H	L, 4-14
3/16/1997	H	W, 14-10
4/10/1998	A	L, 2-3
4/11/1998	A	W, 3-2
4/12/1998	A	W, 12-9
3/26/1999	H	W, 12-6
3/27/1999	H	L, 5-10
3/28/1999	H	L, 6-11
3/17/2000	H	L, 6-9
3/18/2000	H	L, 6-7
4/20/2001	A	L, 4-10
4/21/2001	A	L, 4-9
4/22/2001	A	L, 7-8
3/23/2002	H	L, 2-4
3/23/2002	H	W, 8-7
3/24/2002	H	L, 3-13
4/4/2003	A	L, 1-8
4/5/2003	A	W, 8-2
4/9/2004	H	W, 10-9
4/10/2004	H	L, 8-10
4/11/2004	H	L, 3-12
4/22/2005	A	L, 4-12
4/23/2005	A	W, 12-5
4/24/2005	A	L, 2-3
5/12/2006	H	W, 18-5
5/13/2006	H	W, 3-2
5/14/2006	H	W, 10-9
3/30/2007	A	L, 7-10
3/31/2007	A	W, 10-6
4/1/2007	A	L, 4-5
4/17/2009	A	W, 5-4
4/18/2009	A	L, 3-4
4/19/2009	A	W, 22-17
5/17/2012	A	L, 1-3
5/18/2012	A	L, 3-4
5/19/2012	A	L, 3-11
5/22/2012	N	W, 5-1
5/24/2012	N	L, 1-2
3/22/2013	H	L, 4-8
3/23/2013	H	W, 3-2
3/24/2013	H	W, 4-3
5/22/2014	N	W, 7-6 (12)
3/20/2015	H	W, 10-2
3/21/2015	H	W, 9-7
3/22/2015	H	L, 5-12
4/7/2017	A	W, 5-2
4/8/2017	A	L, 6-10
4/9/2017	A	L, 6-10
5/11/2018	H	W, 9-6
5/12/2018	H	W, 4-1
5/13/2018	H	L, 8-18

at Lexington: UK leads 21-20
at Starkville: UK trails 13-39
Neutral: UK leads 4-1

MISSOURI (UK leads 11-8)

3/19/1984	H	W, 11-4
5/16/2013	A	L, 2-4
5/17/2013	A	L, 3-4
5/18/2013	A	W, 5-1
4/11/2014	H	L, 7-8
4/12/2014	H	W, 12-0
4/13/2014	H	L, 3-8
5/14/2015	A	W, 1-0
5/15/2015	A	L, 3-6
5/16/2015	A	W, 8-2
5/19/2016	H	L, 3-9
5/20/2016	H	W, 2-1
5/21/2016	H	W, 7-2
4/14/2017	A	W, 5-2
4/15/2017	A	L, 8-9

4/16/2017	A	W, 6-1
4/27/2018	H	W, 2-1
4/28/2018	H	L, 11-14
4/29/2018	H	W, 11-10
at Lexington: tied 6-4		
at Columbia: UK leads 5-4		

OLE MISS

(UK trails 33-51)

5/15/1925	A	L, 0-2
4/23/1941	A	L, 2-28
4/19/1986	H	L, 9-11
4/19/1986	H	L, 3-10
4/20/1986	H	L, 4-5
4/25/1987	A	L, 5-6
4/25/1987	A	L, 3-7
4/26/1987	A	W, 14-8
4/22/1988	H	W, 9-5
4/22/1988	H	W, 7-6
4/23/1988	H	W, 9-4
4/22/1989	A	L, 3-4
4/23/1989	A	W, 9-5
4/24/1989	A	L, 4-6
4/14/1990	H	W, 5-4
4/14/1990	H	W, 10-2
4/15/1990	H	L, 2-9
4/13/1991	A	L, 0-9
4/14/1991	A	L, 3-4
3/25/1994	A	W, 6-3
3/26/1994	A	L, 2-13
3/24/1995	H	L, 0-5
3/25/1995	H	W, 15-9
3/26/1995	H	L, 12-14
5/14/1995	H	W, 22-11
3/11/1996	H	W, 5-3
3/12/1996	H	W, 8-0
3/7/1997	A	W, 1-0
3/8/1997	A	L, 2-8
3/9/1997	A	L, 4-10
3/13/1998	H	L, 1-8
3/14/1998	H	W, 7-6
3/15/1998	H	L, 8-21
3/19/1999	A	L, 6-7
3/20/1999	A	L, 1-9
3/21/1999	A	L, 2-3
3/31/2000	H	W, 6-5
4/1/2000	H	L, 5-8
4/2/2000	H	W, 3-0
3/9/2001	A	W, 6-0
3/10/2001	A	L, 3-5
3/11/2001	A	W, 7-6
3/30/2002	H	L, 5-9
3/30/2002	H	L, 4-5
3/31/2002	H	L, 2-12
3/14/2003	A	L, 2-3 (10)
3/15/2003	A	L, 2-9
3/16/2003	A	L, 5-7
5/5/2006	H	W, 8-3
5/6/2006	H	W, 3-2
5/7/2006	H	W, 6-1
5/11/2007	A	W, 8-1
5/12/2007	A	L, 2-9
5/13/2007	A	W, 9-7
5/15/2008	H	W, 12-4
5/16/2008	H	W, 9-0
5/17/2008	H	L, 5-9
5/22/2008	N	L, 7-8
4/3/2009	A	L, 3-4
4/4/2009	A	L, 3-10
4/5/2009	A	L, 0-8
3/19/2010	H	L, 0-9
3/20/2010	H	L, 6-7
3/21/2010	H	W, 12-3
4/15/2011	A	L, 2-3
4/16/2011	A	L, 10-12
4/17/2011	A	L, 5-6
4/6/2012	H	W, 3-2
4/7/2012	H	L, 3-9
4/8/2012	H	W, 8-3
5/22/2012	N	W, 2-0
4/25/2013	A	W, 3-2
4/26/2013	A	L, 5-11

4/27/2013	A	W, 5-4
5/21/2013	N	L, 1-4
4/25/2014	H	L, 4-12
4/26/2014	H	L, 5-18
4/27/2014	H	L, 6-9
5/12/2016	A	L, 1-3
5/13/2016	A	L, 2-14
5/14/2016	A	L, 5-7
3/23/2017	H	L, 6-9
3/24/2017	H	W, 4-2
3/25/2017	H	W, 4-1

at Lexington: UK leads 20-19
at Oxford: UK trails 10-29
Neutral: UK trails 1-2

SOUTH CAROLINA

(UK trails 40-51)

3/25/1959	A	W, 12-7
3/26/1959	A	L, 1-2
3/19/1964	N	L, 1-8 (8)
3/15/1967	A	L, 0-4
3/15/1977	H	L, 5-14
5/9/1992	A	L, 4-11
5/9/1992	A	L, 3-4
5/10/1992	A	L, 5-16
5/15/1993	H	L, 1-3
5/15/1993	H	W, 4-2
5/16/1993	H	L, 8-10
5/13/1994	A	W, 2-0
5/14/1994	A	L, 8-9
5/15/1994	A	W, 4-2
5/19/1994	H	W, 6-5
5/12/1995	H	L, 3-4
5/13/1995	H	W, 12-10
5/14/1995	H	W, 22-11
5/18/1995	N	W, 6-2
5/10/1996	H	W, 8-3
5/11/1996	H	W, 6-1
5/12/1996	H	W, 4-2
5/9/1997	A	W, 7-5
5/10/1997	A	L, 5-12
5/11/1997	A	W, 5-0
5/8/1998	H	W, 8-7
5/9/1998	H	W, 15-14
5/10/1998	H	L, 6-17
5/1/1999	A	W, 11-10
5/2/1999	A	W, 5-4
5/2/1999	A	W, 7-4
4/22/2000	H	L, 5-15
4/22/2000	H	L, 10-11
4/23/2000	H	L, 6-18
5/17/2000	N	W, 6-4
5/19/2000	N	L, 5-12
5/4/2001	A	L, 0-11
5/5/2001	A	L, 0-10
5/6/2001	A	L, 3-12
4/26/2002	H	L, 4-6 (10)
4/28/2002	H	L, 4-6
4/28/2002	H	L, 6-12
5/2/2003	A	L, 4-5
5/3/2003	A	L, 2-7
5/4/2003	A	L, 0-5
4/16/2004	H	W, 6-3
4/17/2004	H	W, 11-6
4/18/2004	H	L, 3-5
5/20/2005	A	L, 7-9
5/21/2005	A	L, 9-12
5/22/2005	A	L, 1-12
4/21/2006	H	W, 10-9
4/22/2006	H	W, 15-12
4/23/2006	H	W, 12-9
5/24/2006	N	L, 2-4
5/4/2007	A	L, 1-8
5/5/2007	A	W, 4-8
5/6/2007	A	L, 6-13
3/28/2008	A	W, 15-3
3/29/2008	A	L, 13-7
3/30/2008	A	L, 6-2
3/28/2009	H	L, 19-20
3/28/2009	H	W, 5-4
3/29/2009	H	L, 2-4
5/7/2010	H	L, 9-13
5/8/2010	H	W, 2-1

5/9/2010	H	W, 9-3
4/1/2011	A	L, 1-3
4/2/2011	A	L, 3-4
4/3/2011	A	L, 1-4
3/16/2012	H	W, 4-3
3/17/2012	H	W, 4-3
3/18/2012	H	W, 6-3
4/20/2013	A	L, 2-5
4/20/2013	A	L, 6-7 (11)
4/21/2013	A	L, 1-3
3/21/2014	H	W, 13-5
3/22/2014	H	W, 2-1
3/23/2014	H	L, 3-8
3/13/2015	A	L, 1-10
3/14/2015	A	L, 3-4
3/15/2015	A	L, 4-6 (10)
5/6/2016	H	L, 5-10
5/7/2016	H	W, 6-0
5/8/2016	H	W, 5-4 (12)
4/28/2017		



KENTUCKY®

BASEBALL



5/23/1947	H	L, 5-6	3/30/1968	H	L, 3-8	3/22/1986	A	W, 6-4	3/24/2012	A	W, 6-2	5/17/1947	H	W, 5-0
5/24/1947	H	W, 6-2	4/12/1968	H	L, 0-6	3/23/1986	A	L, 4-5	3/25/2012	A	W, 6-0	4/16/1948	H	L, 1-5
5/14/1948	H	W, 14-1	4/13/1968	H	L, 2-6	3/28/1987	H	L, 5-7	4/12/2013	H	W, 5-4	4/17/1948	H	L, 6-12
5/15/1948	H	W, 6-1	3/28/1969	A	L, 3-8	3/28/1987	H	W, 10-9	4/13/2013	H	L, 9-10	4/26/1948	A	L, 9-10
5/21/1948	A	W, 15-7	4/11/1969	H	L, 0-7	3/29/1987	H	W, 11-5	4/14/2013	H	L, 0-5	4/27/1948	A	W, 7-0
5/22/1948	A	W, 11-3	4/12/1969	H	W, 5-4	4/2/1988	A	W, 10-2	5/1/2014	A	W, 15-1	4/15/1949	A	W, 4-2
5/13/1949	H	W, 5-4	4/10/1970	A	L, 0-7	4/2/1988	A	W, 9-2	5/2/2014	A	L, 2-8	4/16/1949	A	W, 10-8
5/14/1949	H	W, 8-3	4/11/1970	A	L, 5-11	4/3/1988	A	W, 6-4	5/3/2014	A	L, 1-5	4/25/1949	H	W, 7-2
5/20/1949	A	W, 4-2	5/1/1970	H	L, 2-3	4/1/1989	H	L, 6-13	4/16/2015	H	W, 5-0	4/26/1949	H	W, 11-6
5/21/1949	A	L, 8-10	4/24/1971	A	L, 4-5	4/1/1989	H	W, 7-4	4/17/2015	H	W, 3-1	4/14/1950	A	W, 14-6
5/12/1950	H	W, 11-10	4/24/1971	A	L, 2-7	4/2/1989	H	L, 4-10	4/18/2015	H	W, 5-3	4/15/1950	A	W, 2-1
5/13/1950	H	W, 7-6	4/22/1972	H	L, 2-4	3/24/1990	A	L, 0-11	4/1/2016	A	L, 5-14	5/5/1950	H	W, 8-7
5/19/1950	A	W, 5-4	4/22/1972	H	L, 2-3	3/24/1990	A	W, 19-3	4/2/2016	A	W, 5-4	3/30/1951	A	T, 10-10 (9)
5/20/1950	A	W, 9-5	5/5/1972	A	L, 2-9	3/25/1990	A	L, 5-12	4/3/2016	A	W, 10-2	3/31/1951	A	W, 15-13
5/4/1951	H	L, 0-8	5/6/1972	A	W, 4-1	3/23/1991	H	L, 1-7	5/12/2017	H	W, 15-5	4/6/1951	H	W, 17-5
5/5/1951	H	L, 2-9	4/20/1973	A	L, 0-6	3/23/1991	H	W, 1-0	5/13/2017	H	W, 8-3	4/11/1952	H	W, 11-8
5/11/1951	A	L, 1-2	4/21/1973	A	L, 5-14	3/24/1991	H	W, 7-4	5/14/2017	H	W, 7-2	4/12/1952	H	W, 8-6
5/12/1951	A	L, 2-11	5/4/1973	H	L, 10-12	4/11/1992	A	L, 2-3	5/4/2018	A	L, 2-6	4/23/1952	A	W, 8-7 (7)
5/2/1952	A	L, 1-4	5/5/1973	H	L, 6-13	4/11/1992	A	L, 1-2	5/5/2018	A	W, 10-3	4/20/1953	A	W, 9-6
5/3/1952	A	W, 10-3	4/19/1974	H	W, 5-4	4/12/1992	A	L, 5-13	5/6/2018	A	L, 3-5	4/21/1953	A	W, 10-7 (11)
5/9/1952	H	L, 5-14	4/20/1974	H	L, 5-15	4/17/1993	H	L, 3-14	at Lexington: UK leads 79-70		5/6/1953	H	W, 4-3	
4/24/1953	H	L, 0-3	5/3/1974	A	L, 3-6	4/17/1993	H	L, 3-4	at Knoxville: UK trails 69-92		4/12/1954	A	L, 0-9	
5/4/1953	A	L, 0-1	5/4/1974	A	L, 1-2	4/18/1993	H	L, 5-8	Neutral: tied 2-2		4/13/1954	A	W, 11-7	
5/5/1953	A	W, 2-0	4/19/1975	H	W, 2-1	5/21/1993	N	W, 9-7	TEXAS A&M		4/26/1954	H	L, 5-7	
5/4/1954	H	L, 6-10 (7)	4/20/1975	H	L, 2-5	5/23/1993	N	L, 6-7	(UK leads 6-5)		4/27/1954	H	L, 4-8	
5/4/1954	H	W, 4-2 (7)	5/4/1975	A	L, 2-4	5/23/1993	N	L, 4-6	3/12/1989	A	L, 2-3	4/22/1955	A	L, 3-17
5/7/1954	A	L, 1-6	5/4/1975	A	W, 8-0	4/16/1994	A	L, 1-3	3/13/1989	A	L, 4-11	4/23/1955	A	L, 8-14
5/8/1954	A	W, 4-0	4/12/1976	A	L, 4-5 (7)	4/16/1994	A	W, 12-7	3/13/1989	A	L, 4-11	4/23/1955	A	L, 8-9
4/12/1955	A	L, 0-10	4/12/1976	A	W, 7-2 (7)	4/17/1994	A	L, 4-9	2/25/2002	A	W, 3-1	5/6/1955	H	L, 3-9
4/12/1955	A	L, 2-21	4/13/1976	A	L, 1-8	4/14/1995	H	L, 6-7	4/18/2014	A	W, 6-3	5/7/1955	H	L, 4-12
4/13/1956	A	L, 3-6	4/27/1976	H	W, 6-2 (7)	4/15/1995	H	L, 4-7	4/19/2014	A	W, 11-4	5/7/1955	H	L, 4-8
4/14/1956	A	L, 1-7	4/27/1976	H	W, 1-0 (7)	4/16/1995	H	L, 10-12	4/20/2014	A	L, 2-14	4/20/1956	A	L, 3-9
5/4/1956	H	L, 2-3	4/28/1976	H	L, 6-9	5/21/1995	A	L, 5-22	4/4/2015	H	L, 2-5 (7)	4/23/1957	A	L, 4-8
5/5/1956	H	W, 12-11	5/10/1976	N	W, 8-5	5/21/1995	A	L, 2-7	4/4/2015	H	L, 3-6 (7)	4/18/1958	H	L, 4-8
4/12/1957	H	L, 1-12	3/13/1977	A	L, 5-6 (7)	4/12/1996	A	W, 4-3	3/17/2017	A	W, 6-0	4/19/1958	H	W, 7-6
4/12/1957	H	L, 0-7	3/13/1977	A	W, 7-4 (7)	4/13/1996	A	W, 5-4	3/18/2017	A	W, 7-6	4/17/1959	A	W, 14-7
5/3/1957	A	L, 0-9	4/26/1977	H	L, 2-8 (7)	4/14/1996	A	L, 2-12	3/19/2017	A	W, 11-7	4/18/1959	A	W, 4-3
5/4/1957	A	L, 7-11	4/26/1977	H	W, 4-3 (7)	4/11/1997	H	W, 14-1	at College Station: UK leads 6-3		5/8/1959	H	W, 9-0	
4/12/1958	A	W, 2-1	4/27/1977	H	W, 8-1	4/12/1997	H	L, 6-7	at Lexington: UK trails, 0-2		5/8/1959	H	W, 4-0	
4/12/1958	A	W, 7-3	3/11/1978	A	L, 1-4 (7)	4/13/1997	H	L, 4-11	VANDERBILT		4/16/1960	A	L, 8-9	
5/3/1958	H	L, 0-1	3/11/1978	A	L, 2-3 (7)	3/20/1998	A	L, 5-13	(Tied 147-147-5)		4/16/1960	A	L, 3-4	
5/3/1958	H	W, 15-5	4/18/1978	H	L, 4-6 (7)	3/21/1998	A	L, 5-16	4/20/1905	A	L, 2-7	5/6/1960	H	W, 3-1
4/10/1959	H	L, 3-5	4/18/1978	H	W, 5-3	3/22/1998	A	W, 13-10	4/21/1905	A	L, 6-8	4/14/1961	H	W, 4-1
4/11/1959	H	W, 2-0	4/19/1978	H	W, 3-2 (5)	4/23/1999	H	W, 15-12	4/22/1905	A	L, 4-8	4/15/1961	H	W, 6-3
5/1/1959	A	L, 1-8	3/16/1979	A	L, 2-11	4/24/1999	H	L, 4-8	5/23/1919	A	L, 0-1	5/5/1961	A	L, 8-9
5/2/1959	A	W, 9-2	3/16/1979	A	W, 4-3	4/25/1999	H	W, 11-4	5/24/1919	A	W, 13-1	5/6/1961	A	W, 9-2
4/1/1960	H	W, 9-8	3/17/1979	A	W, 7-0	3/26/2000	A	W, 7-5	5/16/1921	A	W, 7-5	4/13/1962	A	T, 12-12
4/2/1960	H	W, 11-3	4/7/1979	H	L, 6-7	3/25/2000	A	W, 7-6	5/4/1921	H	L, 4-9	4/14/1962	A	W, 15-9
4/22/1960	A	W, 6-5	4/7/1979	H	L, 2-6	3/26/2000	A	L, 3-12	5/16/1921	A	W, 7-5	5/4/1962	H	W, 17-2
4/23/1960	A	W, 6-5	4/8/1979	H	W, 7-1	3/23/2001	H	L, 3-5	5/17/1921	A	W, 6-5	5/5/1962	H	W, 7-4
4/23/1960	A	W, 4-1	3/8/1980	A	L, 2-3	3/24/2001	H	L, 5-10	5/5/1922	A	L, 6-10	5/5/1962	H	W, 10-4
4/21/1961	H	W, 3-0	3/8/1980	A	W, 7-4	3/25/2001	H	L, 0-6	5/16/1924	A	L, 9-11	3/29/1963	H	W, 4-3
4/21/1961	H	W, 4-3	3/15/1980	H	W, 4-3	4/5/2002	A	L, 7-12	5/17/1924	A	L, 2-7	3/30/1963	H	W, 2-1 (5)
5/3/1961	A	L, 1-3	3/15/1980	H	W, 4-2	4/6/2002	A	L, 10-16	4/30/1926	A	L, 7-9	5/3/1963	A	L, 2-8
5/4/1961	A	L, 3-11	3/16/1980	H	L, 4-11	4/7/2002	A	W, 6-1	5/1/1926	A	L, 6-9	5/4/1963	A	L, 4-9
4/20/1962	H	W, 12-8	3/28/1981	H	W, 4-1	4/18/2003	H	W, 1-0	4/28/1928	H	L, 4-6	5/4/1963	A	W, 5-0
4/21/1962	H	L, 2-10	3/28/1981	H	W, 6-5	4/19/2003	H	W, 4-1	4/26/1929	A	W, 16-11	3/27/1964	A	W, 9-2
4/30/1962	A	W, 5-4 (11)	3/29/1981	H	L, 2-5	4/20/2003	H	L, 8-9	4/27/1929	A	L, 3-8	5/1/1964	H	W, 8-3
4/6/1963	A	L, 3-4 (7)	4/11/1981	A	L, 5-6	4/2/2004	A	L, 2-3	4/25/1930	H	W, 8-4	5/2/1964	H	L, 2-3 (7)
5/1/1962	A	L, 1-6 (7)	4/11/1981	A	W, 10-5	4/3/2004	A	L, 1-7	4/26/1930	H	L, 5-13	5/2/1964	H	W, 2-1 (7)
4/5/1963	A	W, 9-3	4/12/1981	A	L, 3-4	4/4/2004	A	L, 9-15	4/27/1931	A	L, 7-8	3/27/1965	A	L, 0-3 (7)
4/6/1963	A	L, 7-12	3/20/1982	A	L, 1-6	4/8/2005	H	L, 2-18	4/28/1931	A	W, 2-1	3/27/1965	A	W, 6-5 (7)
4/19/1963	H	L, 5-7	3/20/1982	A	L, 2-3	4/9/2005	H	W, 5-4	5/8/1931	H	L, 5-6	4/30/1965	H	W, 1-0
4/20/1963	H	W, 5-3	4/24/1982	H	L, 7-9	4/10/2005	H	L, 9-10 (10)	5/9/1931	H	W, 14-7	5/1/1965	H	W, 12-3
4/20/1963	H	W, 10-2	4/24/1982	H	W, 5-4	3/24/2006	A	L, 6-7	4/14/1939	A	L, 3-10	4/9/1966	A	W, 9-3 (7)
4/3/1964	H	W, 10-4 (8)	4/25/1982	H	L, 7-8	3/25/2006	A	W, 6-1	4/15/1939	A	L, 6-7	4/9/1966	A	W, 7-1 (7)
4/4/1964	H	W, 18-7	3/19/1983	H	L, 5-6	3/26/2006	A	W, 4-1	5/12/1939	H	W, 5-4	4/22/1966	H	L, 2-4
4/17/1964	A	W, 5-2	3/19/1983	H	L, 1-2	4/7/2007	H	L, 2-12	5/13/1939	H	W, 4-2	4/23/1966	H	W, 14-4
4/18/1964	A	L, 1-3 (7)	4/25/1983	A	L, 3-4	4/7/2007	H	L, 5-11	5/3/1940	A	L, 2-5	4/7/1967	A	W, 7-2
4/18/1964	A	L, 1-2 (8)	4/25/1983	A	W, 11-3	4/8/2007	H	W, 3-1	5/4/1940	A	L, 6-9	4/8/1967	A	L, 4-6
4/2/1965	A	L, 1-4	3/10/1984	H	L, 2-5	5/9/2008	A	W, 5-3	5/10/1940	H	L, 6-9	4/22/1967	H	W, 3-0
4/3/1965	A	L, 0-7 (6)	3/10/1984	H	W, 5-1	5/10/2008	A	W, 5-2	5/11/1940	H	L, 3-16	4/22/1967	H	W, 11-3
4/16/1965	H	W, 5-0	3/11/1984	H	W, 8-4	5/11/2008	A	W, 20-5	4/18/1941	A	W, 13-10	4/5/1968	A	L, 1-2
4/17/1965	H	W, 4-3	4/14/1984	A	L, 2-3	5/12/2009	H	L, 2-8	4/19/1941	A	L, 3-9	4/6/1968	A	W, 4-3
4/1/1966	H	L, 8-11	4/14/1984	A	L, 6-7	5/3/2009	H	W, 17-11	5/9/1941	H	W, 5-2	4/26/1968	H	W, 6-0
4/2/1966	H	L, 4-13	4/15/1984	A	W, 2-0	5/12/2010	A	W, 12-8	5/10/1941	H	L, 6-8	4/27/1968	H	W, 8-3
4/15/1966	A	L, 2-3	3/9/1985	H	L, 5-6	5/2/2010	A	L, 6-8	4/8/1942	A	W, 9-6	4/4/1969	H	W, 4-1
4/15/1966	A	L, 4-9	3/9/1985	H	W, 2-0	5/3/2010	A	L, 1-3	4/9/1942	A	L, 5-19	4/5/1969	H	W, 3-1
3/31/1967	A	W, 4-1	3/10/1985	H	W, 9-3	3/18/2011	H	W, 5-3	5/8/1942	H	L, 4-5	4/25/1969	A	W, 4-2
4/1/1967	A	W, 3-1	4/13/1985	A	W, 7-5	3/19/2011	H	L, 8-12	5/9/1942	H	W, 10-8	4/26/1969	A	L, 1-5
4/14/1967	H	L, 6-7	4/14/1985											



KENTUCKY®

BASEBALL



4/4/1970	H	L, 2-6
3/29/1971	H	W, 13-5
3/30/1971	H	L, 6-8
4/2/1971	A	L, 3-6
4/3/1971	A	W, 4-3
3/23/1972	A	L, 1-15
3/24/1972	A	T, 8-8
3/31/1972	H	L, 3-4
3/23/1973	A	L, 2-5
3/24/1973	A	L, 0-22
4/2/1973	H	W, 3-1
4/3/1973	H	L, 3-7
3/29/1974	A	L, 7-8
3/30/1974	A	L, 2-4
3/22/1975		L, 3-5
3/30/1975		L, 0-3
3/30/1975		W, 9-4
1976	A	L, 9-13
1976	A	L, 3-4
1976	A	W, 14-7
1976	H	W, 6-1
1976	H	W, 14-0
1976	H	W, 4-0
1977	A	L, 1-2
1977	A	L, 1-2
1977	A	L, 0-3
1977	H	L, 1-2
1977	H	W, 7-6
1977	H	W, 5-3
1978	H	L, 3-8
1978	H	L, 1-4
1978	H	L, 2-4
1978	A	W, 6-4
1978	A	W, 4-3
1979	H	W, 6-1
1979	A	L, 3-5
1979	A	W, 10-5
1979	A	W, 16-6
1979	H	L, 9-12
1979	H	W, 7-6
3/29/1980	H	L, 0-6
3/29/1980	H	W, 6-0
5/3/1980	A	L, 2-4
5/3/1980	A	W, 6-5
5/4/1980	A	L, 5-8
3/14/1981	A	L, 5-8
3/14/1981	A	W, 11-5
3/15/1981	A	W, 16-4
5/9/1981	H	W, 7-5
5/9/1981	H	W, 4-1
5/10/1981	H	T, 1-1
3/13/1982	H	L, 3-10
3/13/1982	H	W, 2-1
3/14/1982	H	L, 4-14
4/17/1982	A	L, 4-6
4/17/1982	A	L, 3-12
4/18/1982	A	L, 0-4
3/26/1983	A	W, 4-3
3/27/1983	A	L, 6-9
3/27/1983	A	L, 3-4
4/30/1983	H	W, 5-0
4/30/1983	H	W, 4-2
3/18/1984	A	W, 8-5
3/18/1984	A	W, 10-1
4/23/1984	H	L, 1-12
4/23/1984	H	L, 1-4
3/16/1985	A	L, 1-4
3/16/1985	A	L, 7-8
3/17/1985	A	W, 7-4
4/20/1985	H	L, 3-5
4/20/1985	H	W, 17-2
4/21/1985	H	W, 4-2
4/5/1986	H	W, 4-2
4/5/1986	H	W, 6-2
4/6/1986	H	W, 10-8
4/11/1987	A	W, 9-6
4/11/1987	A	W, 11-3
4/12/1987	A	W, 5-1
4/9/1988	H	W, 7-3
4/9/1988	H	W, 12-10
4/10/1988	H	W, 6-4
4/8/1989	A	L, 1-4
4/8/1989	A	W, 9-5

4/9/1989	A	L, 1-5
4/7/1990	H	L, 3-4
4/7/1990	H	W, 14-2
4/8/1990	H	L, 2-6
4/6/1991	A	L, 7-9
4/6/1991	A	L, 4-8
4/7/1991	A	W, 10-4
4/25/1992	H	L, 6-8
4/25/1992	H	L, 4-6
4/26/1992	H	W, 13-2
5/1/1993	A	W, 11-5
5/2/1993	A	T, 4-4
5/2/1993	A	W, 24-8
4/30/1994	H	L, 3-4
4/30/1994	H	L, 5-10
5/1/1994	H	W, 11-10
5/21/1994	H	L, 6-15
4/28/1995	A	W, 9-5
4/29/1995	A	L, 2-8
4/30/1995	A	W, 8-5
5/20/1995	N	W, 9-6
4/26/1996	A	L, 0-11
4/27/1996	A	L, 2-7
4/28/1996	A	W, 17-7
5/2/1997	H	L, 10-11
5/4/1997	H	L, 4-7
5/5/1997	H	W, 3-2
3/6/1998	A	L, 2-14
3/7/1998	A	L, 5-7
3/8/1998	A	W, 13-9
3/12/1999	H	L, 2-3
3/13/1999	H	L, 4-9
3/13/1999	H	W, 4-1
5/12/2000	A	W, 9-5
5/13/2000	A	W, 7-3
5/14/2000	A	W, 11-1
4/13/2001	H	W, 6-4
4/14/2001	H	L, 8-10
4/15/2001	H	W, 7-1
5/10/2002	A	L, 1-3
5/11/2002	A	W, 19-7
5/12/2002	A	L, 4-17
5/9/2003	H	L, 5-7 (10)
5/10/2003	H	W, 5-1
5/11/2003	H	W, 6-5 (10)
5/21/2004	A	L, 1-9
5/22/2004	A	L, 6-8
5/23/2004	A	L, 5-11
5/13/2005	H	L, 0-8
5/15/2005	H	W, 6-5 (7)
5/15/2005	H	L, 7-11 (9)
4/28/2006	A	L, 6-8
4/29/2006	A	W, 11-9
4/30/2006	A	W, 12-9
4/13/2007	H	L, 8-10
4/14/2007	H	L, 4-9
4/15/2007	H	W, 8-6
4/25/2008	A	L, 2-3
4/26/2008	A	W, 6-2
4/27/2008	A	W, 3-1
3/20/2009	H	W, 3-1
3/21/2009	H	W, 6-4
3/22/2009	H	L, 2-4
3/26/2010	A	L, 0-7
3/27/2010	A	L, 1-2
3/27/2010	A	L, 8-9
5/6/2011	H	W, 2-0
5/7/2011	H	L, 3-10
5/8/2011	H	L, 3-6
4/27/2012	A	W, 5-2
4/28/2012	A	L, 3-4
4/29/2012	A	L, 1-6
5/11/2013	H	L, 3-11
5/11/2013	H	L, 3-5
5/12/2013	H	L, 5-10
3/28/2014	A	W, 4-2
3/29/2014	A	L, 3-9
3/30/2014	A	L, 2-6
5/1/2015	H	L, 3-13
5/2/2015	H	W, 11-5
5/3/2015	H	L, 3-7
4/15/2016	A	L, 0-3
4/16/2016	A	L, 2-3

4/17/2016 A W, 3-0
 3/31/2017 H W, 10-3
 4/1/2017 H W, 7-4
 4/2/2017 H L, 4-6
 5/17/2018 A L, 1-8
 5/18/2018 A L, 1-5
 5/19/2018 A L, 6-9
 at Lexington: UK leads 74-55-1
 at Nashville: UK trails 63-80-4
 Neutral: UK leads 1-0





UK AWARDS AND HONORS

Dick Howser Trophy

2014 AJ Reed, LHP/1B

USA Baseball Golden Spikes Award

2014 AJ Reed, LHP/1B

Baseball America College Player of the Year

2014 AJ Reed, LHP/1B

John Olerud Two-Way Player of the Year

2014 AJ Reed, LHP/1B

Collegiate Baseball Player of the Year

2014 AJ Reed, LHP/1B

Perfect Game National Player of the Year

2014 AJ Reed, LHP/1B

ABCA National Player of the Year

2014 AJ Reed, LHP/1B

College Baseball Foundation National Coach of the Year

2006 John Cohen

Perfect Game/Rawlings National Coach of the Year

2017 Nick Mingione

Senior CLASS Award

2018 Troy Squires, C/1B

SEC Male Athlete of the Year

2014 AJ Reed, LHP/1B

SEC Player of the Year

2006 Ryan Strieby, 1B

2014 AJ Reed, LHP/1B

SEC Pitcher of the Year

2017 Sean Hjelle

SEC Freshman of the Year

2012 Austin Cousino

SEC Coach of the Year

2006 John Cohen

2012 Gary Henderson

2017 Nick Mingione

All-America

1949 Dom Fucci, C

1961 Dickie Parsons, SS

1976 Jimmy Sherrill, OF

1981 Jeff Keener, OF

1987 Terry Shumpert, 2B

1988 Chris Estep, OF

1991 Rick Norton, 3B

1991 Mike Harris, 1B

1993 Brad Hindersman, DH

1994 Jeff Abbott, OF

1996 Chad Green, OF

1999 John Wilson, C

2006 Ryan Strieby, 1B

2007 Sean Coughlin, C

2008 Sawyer Carroll, OF

2008 Collin Cowgill, OF

2014 AJ Reed, SP/1B

2017 Sean Hjelle, SP

2017 Riley Mahan, 2B

2017 Tristan Pompey, OF

2017 Logan Salow, RP

2017 Evan White, 1B

2018 Kole Cottam, 1B

2018 Luke Heyer, 3B

Honorable Mention All-America

1973 Gerald Belcher

1973 Sonny Denniston

1973 Jimmy Hall

1973 Ed McCaw

1974 Billy Fouch

1974 Darrell Saunders

1974 John Koenen

1974 Ed McCaw

1976 Mike Moore

1976 Chuck Long

1977 Chuck Long

1979 Tom Hatfield

1979 Kerry Jolly

1980 Bob Silvanik

1980 Kirk Swigert

1983 Dan Whelan

1996 Paul Blandford

Freshman All-America

2008 Chris Wade, SS

2012 Austin Cousino, CF

2012 AJ Reed, LHP/1B

2016 Sean Hjelle, RHP

2016 Justin Lewis, RHP

2017 Zack Thompson, LHP

First-Team All-SEC

1951 Frank Ramsey, OF

1952 Frank Ramsey, OF

1952 Charles Keller, 1B

1953 Frank Ramsey, OF

1954 Miles Willard, SS

1959 Dickie Parsons, SS

1959 Jerry Sharp, P

1961 Dickie Parsons, SS

1961 Charlie Loyd, P

1965 Randy Embry, 3B

1965 Jim Monin, UT

1966 Pete Fritsch, C

1967 Ron Hicks, C

1970 Steve Tingle, 3B

1971 Derek Bryant, OF

1972 Jim Lett, 3B

1972 Derek Bryant, OF

1973 Jim Lett, 3B

1973 Derek Bryant, OF

1974 Marvis Foley, 1B

1974 Gerald Belcher, OF

1975 Marvis Foley, C

1975 Ed McCaw, P

1976 Darrell Saunders, OF

1976 Bill Fouch, OF

1976 LeRoy Rabbins, DH

1976 John Koenen, C

1977 Jimmy Shefrill, OF

1979 Joe Georger, P

1979 Chuck Long, 2B

1980 Danny Pototsky, UT

1981 Jeff Keener, P

1981 Bill Sandry, 1B

1982 Mike Botkin, OF

1983 Brandt Ely, UT

1984 Randy Clark, DH

1986 Terry Shumpert, 2B

1987 Terry Shumpert, 2B

1988 Robbie Buchanan, C

1988 Billy White, SS

1989 Mark Blythe, OF

1991 Rick Norton, C

1991 Mike Harris, 1B

1993 Brad Hindersman, DH

1994 Jeff Abbott, OF

1995 Todd Young, C

1996 Chad Green, OF

1997 Scott Downs, P

2006 Ryan Strieby, 1B

2008 Sawyer Carroll, OF

2008 Collin Cowgill, OF

2008 Ryan Wilkes, 2B

2008 Chris Rusin, SP

2011 Thomas McCarthy, 3B

2013 AJ Reed, DH

2014 AJ Reed, DH

2014 Ka'ai Tom, OF

2015 JaVon Shelby, 2B

2017 Sean Hjelle, SP

2017 Tristan Pompey, SP

2017 Logan Salow, RP

2018 Kole Cottam, 1B

2018 Luke Heyer, DH/UT

Second-Team All-SEC

1986 Clint Arnold, OF

1987 Mitch Knox, 1B

1987 Matthew Coleman, P

1988 Vince Castaldo, 2B

1989 Mike Harris, 1B

1990 Mike Harris, 1B

1990 Rod Bolton, P

1990 Darin Rieman, 2B

1991 Manny Cervantes, DH

1992 Jeff Abbott, CF

1992 Brad Hindersman, DH

1993 Eddie Brooks, 2B

1993 Billy Thompson, C

1995 Chad Green, OF

1999 John Wilson, C

2000 John Wilson, C

2005 John Shelby, 2B

2006 Sean Coughlin, C

2006 John Shelby, 2B

2009 Chris Bisson, 2B

2009 Chris Wade, SS

2010 Chris Bisson, 2B

2011 Alex Meyer, SP

2011 Chad Wright, OF

2012 Austin Cousino, OF

2012 Corey Littrell, SP

2012 Luke Maile, C

2014 Max Kuhn, 3B

2015 Kyle Barrett, OF

2016 Evan White, 1B

2017 Riley Mahan, 2B

2017 Troy Squires, C

2017 Evan White, 1B

All-SEC Eastern Division

(chosen from 1961-85 by coaches)

1961 Dickie Parsons, SS

1961 Allen Feldhaus, C

1961 Charlie Loyd, P

1963 Cotton Nash, 1B

1964 Jim Monin, UT

1964 Steve Calloway, P

1965 Randy Embry, 3B

1965 Jim Monin, SS

1965 Pete Fritsch, C

1965 Kenny Lewis, P

1966 Pete Fritsch, C



KENTUCKY® BASEBALL



1967	Ron Hicks, C
1968	Rick Anderson, UT
1970	Steve Tingle, 3B
1971	Derek Bryant, OF
1971	Dave Bait, OF
1972	Derek Bryant, OF
1972	Jim Lett, 3B
1972	Roger Webb, UT
1973	Derek Bryant, OF
1973	Marvis Foley, 1B
1973	Sonny Denniston, 2B
1973	Gerald Belcher, OF
1974	Marvis Foley, C
1974	Sonny Denniston, 2B
1974	Gerald Belcher, OF
1975	Marvis Foley, C
1975	LeRoy Robbins, 1B
1975	Ed McCaw, P
1976	LeRoy Robbins, DH
1976	Darrell Saunders, OF
1976	Billy Fouch, OF
1976	John Koenen, C
1976	Tim Graven, P
1977	LeRoy Robbins, DH
1977	Jim Sherrill, OF
1977	Steve Pewitt, P
1978	Mike Moore, DH
1979	Steve Roberts, UT
1979	Joe Georger, P
1979	Chuck Long, 2B
1980	Danny Pototsky, 2B
1980	Jeff Keener, P
1980	Greg Ryle, C
1981	Jeff Keener, P
1981	Bill Sandry, 1B
1981	Jeff Shartzler, 3B
1981	Mike Botkin, OF
1982	Mike Botkin, OF
1983	Brandt Ely, UT
1983	Jay Ray, P
1984	Randy Clark, 1B
1984	Mike Agnich, OF
1984	Dan Sehlhorst, C
1985	Randy Clark, 1B

Freshman All-SEC

2005	Antone DeJesus, OF
2005	Ryan Wilkes, 2B
2012	Austin Cousino, OF
2012	AJ Reed, DH
2012	AJ Reed, 1B
2013	Kyle Barrett, OF
2013	Greg Fettes, C
2014	JaVon Shelby, 2B
2015	Evan White, 1B
2016	Sean Hjelle, RHP

All-SEC Defensive Team

2008	Collin Cowgill, OF
------	--------------------

2008	Ryan Wilkes, 2B
2012	Austin Cousino, OF
2013	Austin Cousino, OF
2014	Austin Cousino, OF
2015	Evan White, 1B
2016	Dustin Beggs, RHP
2016	Evan White, 1B
2017	Evan White, 1B

All-SEC Tournament

1981	Danny Pototsky, 2B
1981	Mike Botkin, OF
1981	Greg Ryle, C
1981	Jeff Keener, P (MVP)
1987	Terry Shumpert, 2B
1988	Vince Castaldo, 2B
1988	Darin Rieman, 3B
1996	Chad Green, OF
1996	Travis Hayes, 3B
2008	Sawyer Carroll, OF
2008	Chris McClendon, 3B
2012	Thomas McCarthy, 3B

All-SEC Tournament Eastern Division

(1993-95)

1993	Matt Bragga, OF
1993	Brad Hindersman, DH
1993	Jeff Michael, SS
1993	Tom Thamer, OF
1994	Jeff Abbott, OF
1995	Chad Green, OF
1995	Todd Young, C

Rawlings Gold Glove

2008	Ryan Wilkes, 2B
2012	Corey Littrell, SP
2013	Austin Cousino, OF
2014	Austin Cousino, OF
2016	Dustin Beggs, RHP
2016	Evan White, 1B
2017	Evan White, 1B

ABCA All-South Region

2002	Joe Blanton, P
2005	John Shelby, 2B
2006	Sean Coughlin, C
2006	Ryan Strieby, 1B
2006	John Shelby, 2B
2006	Collin Cowgill, OF
2006	Greg Dombrowski, P
2007	Sean Coughlin, C
2008	Sawyer Carroll, OF
2008	Collin Cowgill, OF
2008	Ryan Wilkes, 2B
2014	AJ Reed, DH
2014	Max Kuhn, 3B
2017	Sean Hjelle, SP
2017	Riley Mahan, 2B
2017	Tristan Pompey, OF
2018	Kole Cottam, 1B

U.S. Olympic Team

1996	Chad Green, OF
------	----------------

U.S. National Team

1986	Tom Deller, P
1986	Terry Shumpert, IF
1989	Billy White, IF
1999	John Wilson, C
2005	John Cohen, Asst. Coach
2012	Austin Cousino, OF
2013	Austin Cousino, OF
2015	Gary Henderson, Asst. Coach
2015	Brent Ingram, Press Officer
2016	Evan White, 1B
2018	Zack Thompson, P

SEC Player of the Week

1985	Randy Clark	4/9
1986	Terry Shumpert	4/7
1987	Terry Shumpert	4/20
	Terry Shumpert	5/11
1988	Robbie Buchanan	4/12
	Vince Castaldo	5/9
1992	Jeff Abbott	3/23
1993	Eddie Brooks	5/3
1994	Jeff Abbott	4/11
1995	Jay Tedesco	5/15
1997	Justin Bunch	5/12
2005	Billy Grace	3/7
	John Shelby	5/2
2006	Sean Coughlin	3/6
	Ryan Strieby	3/20
	Antone DeJesus	3/27
	Sean Coughlin	4/10
	John Shelby	4/24
2007	Sean Coughlin	Wk. 4
2008	Sawyer Carroll	Wk. 2
	Collin Cowgill	Wk. 9
2010	Marcus Nidiffer	Wk. 13
2011	Taylor Black	Wk. 1
2012	Zac Zellers	Wk. 2
	Luke Maile	Wk. 7
	Luke Maile	Wk. 9
2013	J.T. Riddle	Wk. 1
	AJ Reed	Wk. 3
2014	AJ Reed	Wk. 2
	Micheal Thomas	Wk. 6
	AJ Reed	Wk. 8
2015	Kyle Barrett	Wk. 6
2016	Evan White	Wk. 3
	Evan White	Wk. 6
2017	Riley Mahan	Wk. 3
	Riley Mahan	Wk. 10
	Riley Mahan	Wk. 13
2018	Luke Heyer	3/5
	Troy Squires	3/12
	Luke Heyer	3/26
	Tristan Pompey	4/9
	Kole Cottam	4/30

SEC Pitcher of the Week

1987	Matt Coleman	3/16
1988	Dave Voit	4/5
	Dave Voit	4/12

1989	Rod Bolton	5/1
	Tommy Youngblood	5/8
1990	Rod Bolton	4/17
1991	Mark Thompson	4/22
1994	Brian Reed	3/28
1996	Adam Shadburne	3/11
	Scott Downs	4/8
1997	Scott Downs	3/10
	Scott Downs	4/7
1998	Josh Paxton	4/27
1999	Nathan Kent	4/19
2002	Joe Blanton	3/11
	Rob Carrado	5/6
2004	Kalen Gibson	3/22
	Kalen Gibson	4/19
2006	Matt Robinson	5/15
2007	Chris Rusin	Wk. 14
2008	Andrew Albers	Wk. 10
	James Paxton	Wk. 13
2009	Chris Rusin	Wk. 3
2010	Logan Darnell	Wk. 3
2011	Alex Meyer	Wk. 10
	Alex Meyer	Wk. 12
2014	Logan Salow	Wk. 10
2015	Kyle Cody	Wk. 3
	Spencer Jack	Wk. 7
	Zack Brown	Wk. 11
2017	Sean Hjelle	Wk. 5
	Logan Salow	Wk. 6
2018	Chris Machamer	4/16
	Justin Lewis	4/23

SEC Freshman of the Week

2006	Sean Coughlin	4/10
2007	Jason Kipnis	Wk. 2
	Brock Wright	Wk. 5
2009	Andy Burns	Wk. 12
2010	Taylor Rogers	Wk. 1
	Jordan Cooper	Wk. 11
2011	Corey Littrell	Wk. 4
	J.T. Riddle	Wk. 5
2012	AJ Reed	Wk. 5
	Sam Mahar	Wk. 12
2015	Riley Mahan	Wk. 4
	Zach Logue	Wk. 10
2016	Tristan Pompey	Wk. 1
	Sean Hjelle	Wk. 12

GTE Academic All-Americans

First Team

1976	LeRoy Robbins, DH
2000	Andy Green, 2B

Second Team

1976	Darrell Saunders, OF
1977	LeRoy Robbins, OF

Third Team

1989	Mark Blythe, OF
------	-----------------



KENTUCKY

BASEBALL



Academic All-American

2006	Collin Cowgill
2008	Collin Cowgill
2014	Austin Cousino
2016	Dustin Beggs

SEC Scholar Athlete of the Year

2017	Zach Logue, LHP
------	-----------------

Academic All-SEC

(chosen from 1971-83)

1974	Sonny Denniston
1975	Ed McCaw
1976	Ed McCaw
1976	Randy Gipson
1976	Jimmy Shefrill
1976	Billy Fouch
1976	Darrell Saunders
1976	LeRoy Robbins
1976	Steve Pewitt
1977	Randy Gipson
1977	LeRoy Robbins
1977	Steve Pewitt
1979	Randy Gipson
1979	Chuck Long
1979	Jim Leopold
1979	Steve Vogel
1980	Tom Hatfield
1980	James Leopold
1980	Steve Vogel
1980	Jeff Keener
1981	Jeff Shartzter
1981	Tom Hatfield
1981	Jeff Keener
1982	Bill Barker
1983	Ken Jackson

SEC Academic Honor Roll

(chosen since 1984)

1984	Chris Carroll
	Tim Feger
	Dan Whelan
1986	Mark Blythe
	Scott Weakley
	Alan Yankey
1987	Mark Blythe
1988	Mark Blythe
	Jim Dill
	Roger Gum
	John Hampton
	Billy White
	Bruce Wise
1989	Mark Blythe
	Jim Dill

	Roger Gum
	John Hampton
	Joe Welch
	Billy White
	Bruce Wise
1990	Paul Corum
	Mike Harris
	Darin Rieman
	Tom Robeson
1991	Paul Corum
	Blake Feeney
	Tom Froning
1992	Paul Corum
	Mark Etter
	Tom Froning
	Greg Mercer
	Jeff Norman
	Max Reitz
	Steve Zongor
1993	Mark Etter
	Andy McCord
	Billy Thompson
1994	Matt Bowles
	Mark Etter
	Brad Hindersman
	Andy McCord
	Brian Reed
1995	Andy McCord
	Janak Talwaker
	Greg Reid
	Aaron Acuff
1996	Janak Talwaker
	Aaron Acuff
1997	Aaron Acuff
	Greg Reid
	Janak Talwaker
1998	Andy Green
	Jeff Meade
	Josh Paxton
	Justin Sanders
1999	Will Crumbaugh
	Andy Green
	Patrick Mahan
	Jeff Meade
	Josh Owens
	Josh Paxton
	Justin Sanders
2000	Andy Green
	Austin Madison
	Jeff Meade
	Josh Paxton
	Jason Wolfe
2001	Andy Green
	Jeff Meade
	Jason Wolfe
	Austin Madison
	Michael Paxton
2002	John Gooch
	Vincent Harrison
	Austin Madison
	Lance McKinster
	Seth Morris
	Brad Pickrell

2003	Mark Fritts
	Mark Galvin
	Andrew Levenson
	Brad Pickrell
	Gordon Tyler
	Michael Wade
	Dave Waespe
2004	Matt Fritts
	Mark Galvin
	Kalen Gibson
	Casey Gilvin
	Adam Kunkel
	Robert Levenson
	James Rose
	Craig Snipp
	Seth Stanley
2005	Brock Baber
	Steve Deaton
	Matt Fritts
	Kalen Gibson
	Billy Grace
	Adam Revelette
	Matt Robinson
	J.B. Schmidt
2006	Andrew Albers
	Mike Brown
	Collin Cowgill
	Greg Dombrowski
	Troy Ragle
	Adam Revelette
	Matt Robinson
	Tommy Warner
2007	Andrew Albers
	Brock Baber
	Sean Coughlin
	Collin Cowgill
	Antone DeJesus
	Greg Dombrowski
	Tyler Howe
	Marcus Nidiffer
	Anthony Ottrando
	Troy Ragle
	Dan Reale
	Brian Spear
	Tommy Warner
	Brock Wright
2008	Andrew Albers
	Brock Baber
	Kevin Bishop
	Sawyer Carroll
	Collin Cowgill
	Greg Dombrowski
	Tyler Howe
	Jonathan Huff
	Chris McClendon
	Marcus Nidiffer
	James Paxton
	Brian Spear
	Brian Suerdick
	Clint Tilford
	Tommy Warner
	Brock Wright
	Jesse Yano

2009	T.J. Daugherty
	Jonathan Huff
	Mike Kaczmarek
	James Paxton
	Clint Tilford
	Chris Wade
2010	Taylor Black
	Sean Bouthilette
	Andy Burns
	T.J. Daugherty
	Cory Farris
	Chase Greene
	Kyle Jackson
	Mike Kaczmarek
	Braden Kapteyn
	Alex Meyer
	Marcus Nidiffer
	Keenan Wiley
	Chad Wright
2011	Brian Adams
	T.J. Daugherty
	Braden Kapteyn
	Mike Kaczmarek
	Sam Kidd
	Luke Maile
	Thomas McCarthy
	Alex Meyer
	Alex Phillips
	Micheal Thomas
	Tyler Townsend
	Chad Wright
2012	Tyler Dunaway
	Cameron Flynn
	Chris Garrison
	Trevor Gott
	Jerad Grundy
	Luke Maile
	Thomas McCarthy
	Tyler Raymond
	Matt Reid
	Walter Wijas
	Lucas Witt
2013	Thomas Bernal
	Austin Cousino
	Jerad Grundy
	Max Kuhn
	Corey Littrell
	Sam Mahar
	Taylor Martin
	Paul McConkey
	A.J. Reed
	Matt Reid
	Jacob Russell
	Zach Strecker
	Micheal Thomas
	Lucas Witt
2014	Zach Arnold
	Kyle Barrett
	Bryce Bastien
	Thomas Bernal
	Kyle Cody

	Ryne Combs
	Austin Cousino
	Dominic D'Souza
	Greg Fettes
	Dorian Hairston
	Spencer Jack
	Max Kuhn
	Sam Mahar
	Taylor Martin
	Andrew Nelson
	AJ Reed
	Matt Reid
	Zach Strecker
	Storm Wilson
2015	Zach Arnold
	Kyle Barrett
	Bryce Bastien
	Thomas Bernal
	Zack Brown
	Marcus Carson
	Ryne Combs
	Dylan Dwyer
	Greg Fettes
	Dorian Hairston
	Connor Heady
	Spencer Jack
	Taylor Martin
	Andrew Nelson
	Blake Oylar
	Logan Salow
	Matt Snyder
	Troy Squires
	Zach Strecker
	Ka'ai Tom
	Storm Wilson
	Robert Zeigler
2016	Zach Arnold
	Dustin Beggs
	Zack Brown
	Marcus Carson
	Kyle Cody
	Dylan Dwyer
	Marshall Gei
	Dorian Hairston
	Jake Hamilton
	Connor Heady
	Zach Logue
	Riley Mahan
	Trey Miller
	Zach Pop
	Logan Salow
	Troy Squires
	Zach Strecker
	Evan White
	Bo Wilson
	Storm Wilson
2017	Luke Becker
	Marcus Carson
	Kole Cottam
	Marshall Gei
	Jake Hamilton



	Connor Heady
	Sean Hjelle
	Austin Keen
	Zeke Lewis
	Justin Lewis
	Zach Logue
	Riley Mahan
	Tyler Marshall
	Gunnar McNeill
	Tristan Pompey
	Zach Pop
	Zach Reks
	Logan Salow
	Troy Squires
	Evan White
	Storm Wilson
2018	Luke Becker
	Carson Coleman
	T.J. Collett
	Brayden Combs
	Kole Cottam
	Marshall Gei
	Sean Hjelle
	Justin Lewis
	Alec Maley
	Brett Marshall
	Brad Schaenzer
	Troy Squires

SEC Freshman/First-Year Academic Honor Roll

(chosen since 2005)

2005	Andrew Albers
	Collin Cowgill
	Greg Dombrowski
	Tommy Warner
2006	Marcus Nidiffer
	Timmy Wimsatt
2007	James Paxton
	Michael Seaborn
	Clint Tilford
2008	Scott Davis
2009	Sean Bouthilette
	Andy Burns
	Chase Greene
	Braden Kapteyn
	Alex Meyer
	Michael Williams
	Chad Wright
2010	Jon Carlson
	Jordan Cooper
	Sam Kidd
	Luke Maile
	Walter Wijas
2011	Dallen Reber
	Matt Reid
	Lucas Witt
2012	Cole Evans
	Max Kuhn


	A.J. Reed
2013	Kyle Barrett
	Kyle Cody
	Ryne Combs
	Dylan Dwyer
	Dorian Hairston
	Casey Schroeder
	Zack Storm
2014	Zack Brown
	Marcus Carson
	Connor Heady
	JaVon Shelby
	Robert Zeigler
2015	Dustin Beggs
	Mashall Gei
	Jacob Hamilton
	Erich Hartman
	Zach Logue
	Trey Miller
	Zach Pop
	Evan White
	Bo Wilson
2016	Kole Cottam
	Joe Dudek
	Sean Hjelle
	Austin Keen
	Zeke Lewis
	Gunnar McNeill
	Tristan Pompey
2017	J.P. Bitzenhofer
	Colton Cleary
	Carson Coleman
	T.J. Collett
	Brayden Combs
	Luke Heyer
	Chris Machamer
	Brett Marshall
	Zack Thompson
2018	Ben Aklinski
	Troy Black
	Trey Dawson
	Brad Dobzanski
	Zach Haake
	Spencer Harbert
	Daniel Harper
	Garrett Hastings
	Cam Hill
	Ryan Johnson
	Tanner Johnson
	Ben Jordan
	Coltyn Kessler
	Trip Lockhart
	Grant Macciocchi
	Austin Marozas
	Andrew Miller
	Alex Rodriguez
	Ryan Shinn





CAREER 100-HIT CLUB

1. Andy Green (1997-2000) - 277



- 2. Aaron McGlone (97-00) - 274
- 3. Mike Botkin (79-82) - 241
- 4. Evan White (2015-17) - 233
- Spencer Graeter (2001-04) - 233
- 6. Jeff Abbott (91-94) - 232
- 7. Keenan Wiley (2007-10) - 230
- 8. Ryan Wilkes (2005-08) - 226
- 9. Jeff Tedesco (94-97) - 223
- 10. Austin Cousino (2012-14) - 216
- 11. Chad Green (94-96) - 215
- 12. Mike Harris (89-91) - 214
- 13. John Wilson (98-00) - 212
- Brad Hindersman (91-94) - 212
- 15. Chad Wright (09-11) - 211
- 16. Antone DeJesus (2005-07) - 202

17. AJ Reed (2012-14) - 195



- 18. Tristan Pompey (2016-18) - 193
- 19. Michael Bertram (2003-06) - 188
- 20. John Shelby (2004-06) - 177

- 21. Kyle Barrett (2013-15) - 174
- 22. Sawyer Carroll (2007-08) - 173
- 23. Riley Mahan (2015-17) - 172
- 24. Collin Cowgill (2005-08) - 171
- 25. J.T. Riddle (2011-13) - 170
- 26. Kole Cottam (2016-18) - 162
- 27. Matt Reida (2011-14) - 161
- 28. Billy Grace (2004-07) - 160
- 29. Chris Bisson (2008-2010) - 157
- 30. Thomas McCarthy (2011-12) - 153
- Braden Kapetyn (2009-11) - 153
- 32. JaVon Shelby (2014-16) - 150
- 33. Ka'ai Tom (2014-15) - 148
- Luke Becker (2016-18) - 148
- 35. Sean Coughlin (2006-07) - 142

36. Zach Reks (2016-17) - 137



- 37. Max Kuhn (2012-14) - 133
- 38. Brian Spear (2007-08) - 130
- Thomas Bernal (2012-15) - 130
- 40. Mike Breyman (2003-04) - 127
- 41. Chad Stewart (2003-04) - 125
- 42. Chris Wade (2008-09) - 123
- 43. Taylor Black (2010-11) - 121
- Marcus Nidiffer (2007-10) - 121
- 45. Michael Williams (2009-12) - 119
- 46. Troy Squires (2015-18) - 118
- 47. Gunner Glad (2009-10) - 115
- 48. Marcus Carson (2014-17) - 112
- 49. Shawn Lehmann (2005-06) - 111
- 50. Storm Wilson (2014-17) - 109
- 51. Micheal Thomas (2011-14) - 107
- 52. Connor Heady (2014-17) - 106



KENTUCKY® BASEBALL



USA BASEBALL



In 2018, LHP Zack Thompson became the eighth Kentucky baseball player to wear the Stars and Stripes, playing for the United States Collegiate National Team.


Thompson appeared in three games, going 1-0 with a spotless ERA of 0.00 in 8.2 innings against Chinese Taipei, Japan and Cuba. He allowed just three total hits and the team went 12-3 for the summer.

In 2016, 1B/OF Evan White started 15 of 19 games against international competition as the team's primary first baseman. In 2012, Austin Cousino led the USA in hitting while pacing the club to the bronze medal during Honkbal Week in the Netherlands. He also was on the team in 2013.

In 1996, Chad Green represented the USA in the Olympic Games, and, in 1999, John Wilson traveled throughout the US and Japan as a national team member. Additionally, Tom Deller and Terry Shumpert were part of the program in 1986 and Billy White in 1989. Former UK stars Collin Cowgill and John Shelby also participated in training with Team USA.

Former UK head coaches John Cohen (2005) and Gary Henderson (2015) served as assistant coaches..

- 2018 - Zack Thompson
- 2016 - Evan White
- 2013 - Austin Cousino
- 2012 - Austin Cousino
- 1999 - John Wilson
- 1996 - Chad Green
- 1989 - Billy White
- 1986 - Tom Deller
- 1986 - Terry Shumpert



Former Kentucky All-American and two-time Rawlings Gold Glove winner Evan White (above) spent the summer of 2016 with the USA Baseball Collegiate National Team. Left-handed pitcher Zack Thompson (below left) shined in 2018 and outfielder Austin Cousino (below) played with the CNT in both 2012 and 2013.





SINGLE-SEASON RECORDS

BATTING

Games Played

Player, Season	Games
1. Marcus Carson, 2017	66
Connor Heady, 2017	66
Riley Mahan, 2017	66
Tristan Pompey, 2017	66
5. Vince Castaldo, 1988	63
Billy White, 1988	63
Collin Cowgill, 2008	63
Chris Wade, 2008	63
Brian Spear, 2008	63
Sawyer Carroll, 2008	63
Keenan Wiley, 2008	63
Thomas McCarthy, 2012	63
J.T. Riddle, 2012	63
Matt Reid, 2012	63

Games Started

Player, Season	Games
1. Marcus Carson, 2017	66
Connor Heady, 2017	66
Riley Mahan, 2017	66
Tristan Pompey, 2017	66
5. Vince Castaldo, 1988	63
Billy White, 1988	63
Collin Cowgill, 2008	63
Chris Wade, 2008	63
Brian Spear, 2008	63
Thomas McCarthy, 2012	63
J.T. Riddle, 2012	63
Matt Reid, 2012	63

Batting Average

(Min. of two plate appearances per team game)

Player, Season	Avg.
1. Jeff Abbott, 1994	.445
2. Dom Fucci, 1949	.440
3. Dicky Parsons, 1967	.436
4. Brandt Ely, 1983	.422
5. Sawyer Carroll, 2008	.419
6. Derek Bryant, 1971	.408
7. Paul Blandford, 1996	.403
8. Mike Harris, 1991	.389
9. Darrell Saunders, 1976	.384
10. Josh Loggins, 1998	.380
11. Evan White, 2016	.376
Terry Shumpert, 1987	.376
13. Ka'ai Tom, 2015	.375
14. Ryan Wilkes, 2008	.374
15. Evan White, 2017	.373

At Bats

Player, Season	AB
1. Tristan Pompey, 2017	266
2. Chad Green, 1995	263
Austin Cousino, 2014	263
4. Riley Mahan, 2017	262
5. Austin Cousino, 2012	260
6. Chad Green, 1996	256
7. Keenan Wiley, 2008	254
8. Andy Green, 1999	244
Zach Reks, 2017	244
10. Billy White, 1988	243
11. Andy Green, 2000	242
Thomas McCarthy, 2012	242
13. Matt Bragga, 1993	240

Hits

Player, Season	Hits
1. Jeff Abbott, 1994	102
2. Sawyer Carroll, 2008	98
3. Tristan Pompey, 2017	96
4. Mike Harris, 1991	93
5. Chad Green, 1995	92
6. Paul Blandford, 1996	90
7. Andy Green, 2000	89
Josh Loggins, 1998	89
9. Riley Mahan, 2017	88
10. Zach Reks, 2017	86
Chip Rhea, 1996	86
Brad Hindersman, 1993	86
Vince Castaldo, 1988	86
14. Evan White, 2016	85
15. Collin Cowgill, 2008	84
Austin Cousino, 2014	84
Kyle Barrett, 2015	84

Runs Scored

Player, Season	Runs
1. Collin Cowgill, 2008	80
2. Billy White, 1988	74
3. Tristan Pompey, 2017	70
Chad Green, 1996	70
Jeff Abbott, 1992	70
Mike Harris, 1991	70
7. Sawyer Carroll, 2008	69
8. Jeff Abbott, 1994	68
Jeff Michael, 1993	68
Mike Brown, 2007	68
Max Kuhn, 2014	68
12. Antone DeJesus, 2006	67
13. Andy Green, 2000	66
14. Matt Bragga, 1994	64
Terry Shumpert, 1987	64

Doubles

Player, Season	2B
1. Vince Castaldo, 1988	27
2. Evan White, 2017	24
Chris Wade, 2008	24
Jeff Abbott, 1994	24
Mike Botkin, 1982	24
6. Riley Mahan, 2017	23
Jason Colemire, 1998	23
Sawyer Carroll, 2007	23
9. Sawyer Carroll, 2008	22
Ryan Striemy, 2006	22
11. Mark Murphy, 1998	21
Chip Rhea, 1996	21
13. Tristan Pompey, 2018	20
Shaun Lehmann, 2005	20
Bill Sandry, 1981	20
Austin Cousino, 2012	20
Thomas McCarthy, 2012	20

Triples

Player, Season	3B
1. Dick Ramsey, 1949	8
2. Chad Green, 1996	7
Marv Foley, 1974	7
Dave Bait, 1971	7
Allen Feldhaus, 1961	7
6. Rick Norton, 1990	6
Chris Estep, 1988	6
Russ Schueler, 1986	6

Home Runs

Player, Season	HR
1. John Wilson, 1999	23
Jeff Abbott, 1994	23
AJ Reed, 2014	23
4. Chris Gonzalez, 1994	20
Mike Harris, 1991	20
Rick Norton, 1991	20
Randy Clark, 1984	20
Ryan Striemy, 2006	20
9. Kole Cottam, 2018	19
Sawyer Carroll, 2008	19
Collin Cowgill, 2008	19
Mitch Knox, 1987	19
12. Luke Heyer, 2018	18
John Wilson, 2000	18
John Shelby, 2006	18

Runs Batted In

Player, Season	RBI
1. Sawyer Carroll, 2008	83
2. Ryan Striemy, 2006	77
3. Sean Coughlin, 2007	73
AJ Reed, 2014	73
5. Rick Norton, 1991	72



6.	Riley Mahan, 2017	67
7.	John Wilson, 2000	65
8.	Jeff Abbott, 1994	64
9.	Josh Loggins, 1998	63
10.	Chip Rhea, 1996	61
	Mitch Knox, 1987	61
	Collin Cowgill, 2006	61
13.	Collin Cowgill, 2008	60
	Clint Arnold, 1986	60

Total Bases

Player, Season	TB	
1. Jeff Abbott, 1994	203	
2. Sawyer Carroll, 2008	183	
3. Mike Harris, 1991	174	
4. John Wilson, 1999	170	
5. Ryan Strieby, 2006	164	
	AJ Reed, 2014	164
7. Riley Mahan, 2017	162	
8. Josh Loggins, 1998	161	
	Collin Cowgill, 2008	160
10. Chad Green, 1996	155	
11. Rick Norton, 1991	154	
12. Paul Blandford, 1996	150	

Slugging Percentage

Player, Season	Pct.	
1. Jeff Abbott, 1994	.886	
2. Sawyer Carroll, 2008	.782	
3. Randy Clark, 1984	.763	
4. John Wilson, 1999	.756	
5. Allen Feldhaus, 1961	.750	
6. AJ Reed, 2014	.735	
7. Mike Harris, 1991	.728	
8. Mitch Knox, 1987	.720	
	Lance Ray, 2010	.720
10. Mike Agnich, 1984	.706	
11. Ryan Strieby, 2006	.704	
12. John Wilson, 2000	.700	

Walks

Player, Season	BB	
1. Brian Spear, 2007	53	
2. Collin Cowgill, 2008	49	
	AJ Reed, 2014	49
4. David Cheattle, 1998	48	
5. Tristan Pompey, 2017	46	
	Ryan Strieby, 2006	46
7. Vince Castaldo, 1988	45	
8. Sawyer Carroll, 2008	44	
	Manny Cervantes, 1991	44
	Billy White, 1988	44
11. Brian Spear, 2008	43	
	Paul Blandford, 1995	43
	Max Kuhn, 2014	43
14. Zach Reks, 2017	42	
	Mark Murphy, 1997	42
	Max Reitz, 1992	42
	Jeff Abbott, 1991	42

Strikeouts

Player, Season	SO	
1. Pookie Jones, 1993	70	
2. JaVon Shelby, 2016	67	
	Chris Estep, 1988	67
4. Chip Rhea, 1996	65	
5. Pete Pryor, 1995	63	
6. Brian Spear, 2008	62	
7. Jay Tedesco, 1995	60	
8. Seth Morris, 2000	59	
9. Seth Morris, 2002	59	
10. Pookie Jones, 1994	57	
11. Riley Mahan, 2017	56	
	Tristan Pompey, 2017	56
	Chad Green, 1995	56

On-Base Percentage (Since 1987)

Player, Season	OBP	
1. Jeff Abbott, 1992	.533	
2. Brian Spear, 2007	.527	
3. Blake Feeney, 1990	.516	
4. Jeff Abbott, 1991	.515	
5. Sawyer Carroll, 2008	.514	
6. Mike Harris, 1991	.514	
7. Steve Phillips, 1991	.504	
8. Mike Harris, 1990	.493	
9. Jeff Abbott, 1994	.486	
	Mike Brown, 2007	.486
11. Collin Cowgill, 2008	.483	
12. Jay Tedesco, 1994	.477	
13. AJ Reed, 2014	.476	
14. Ryan Strieby, 2006	.473	

Sacrifice Flies (Since 1987)

Player, Season	SF	
1. Jesse Barber, 2004	7	
	Eddie Brooks, 1993	7
	Mark Blythe, 1988	7
	Zac Zellers, 2013	7
5. Riley Mahan, 2017	6	
	Chris Gonzalez, 1994	6
	Ryan Wilkes, 2008	6
	Chris Wade, 2008	6
	Antone DeJesus, 2006	6
	Sawyer Carroll, 2007	6
	Cameron Flynn, 2012	6
	J.T. Riddle, 2012	6
	Ka'ai Tom, 2015	6

Sacrifices

Player, Season	SH	
1. Chris Wade, 2008	20	
2. Chris Wade, 2009	16	
3. Connor Heady, 2017	15	
4. Troy Squires, 2018	14	
5. Troy Squires, 2017	13	
	Ryan Wilkes, 2007	13
7. Mike Brown, 2007	12	
8. Ryan Wilkes, 2008	11	

	Todd Young, 1995	11
10.	Ryan Wilkes, 2006	10
	Chad Wright, 2009	10
	Matt Reida, 2012	10

Stolen Bases

Player, Season	SB	
1. Chad Green, 1996	56	
2. Chad Green, 1995	54	
3. Paul Blandford, 1995	36	
4. Anthony Morrow, 1990	35	
	Jimmy Sherrill, 1977	35
6. Chris Bisson, 2010	32	
	Terry Shumpert, 1987	32
8. Jeff Michael, 1993	28	
	Terry Shumpert, 1986	28
10. Andy Green, 2000	27	
11. Neiko Johnson, 2010	24	
	Beau Moore, 1999	24
13. Collin Cowgill, 2008	23	
	John Shelby, 2005	23

Stolen Base Attempts

Player, Season	SBA	
1. Chad Green, 1995	70	
2. Chad Green, 1996	67	
3. Paul Blandford, 1995	49	
4. Paul Blandford, 1996	45	
5. Chris Bisson, 2010	39	
	Anthony Morrow, 1990	39
7. Jeff Michael, 1993	34	
	Terry Shumpert, 1987	34
	Terry Shumpert, 1986	34
10. Andy Green, 2000	33	

Hit By Pitches (Since 1988)

Player, Season	HBP	
1. Tyler Howe, 2008	27	
2. Zac Zellers, 2012	21	
	Austin Cousino, 2013	21
4. Marcus Carson, 2017	20	
	Antone DeJesus, 2007	20
	Taylor Black, 2010	20
7. Braden Kapteyn, 2011	18	
	Micheal Thomas, 2013	18
	Austin Cousino, 2014	18
10. Troy Squires, 2018	16	
	Mike Brown, 2007	16
12. Storm Wilson, 2014	15	
13. Ryan Strieby, 2006	14	
	Keenan Wiley, 2009	14
	Chad Wright, 2011	14
	AJ Reed, 2014	14



PITCHING

Earned Run Average

(Min. of one inning pitched per team game)

Player, Season	ERA
1. Jeff Keener, 1981	0.51
2. Ed McCaw, 1975	0.73
3. Glen Dietrich, 1968	1.80
4. Denny Feldhaus, 1968	1.97
5. AJ Reed, 2014	2.09
6. Ed McCaw, 1974	2.38
7. Paul Kilgus, 1983	2.39
8. Dave Voit, 1988	2.48
9. Corey Littrell, 2012	2.74
10. Chandler Shepherd, 2013	2.77
11. Jay Ray, 1983	2.81
12. Greg Dombrowski, 2006	2.83
13. Tim Graven, 1976	2.84

Wins

Player, Season	W
1. Jeff Keener, 1981	13
2. Joe Georger, 1979	12
AJ Reed, 2014	12
4. Sean Hjelle, 2017	11
5. Matthew Coleman, 1987	10
Greg Dombrowski, 2006	10
7. Dustin Beggs, 2016	9
Corey Littrell, 2012	9
8. Zack Thompson, 2017	8
10 others	8

Losses

Player, Season	L
1. Jeff Parrett, 1982	12
2. Zack Brown, 2016	11
3. Scott Wade, 2002	9
Scott Wade, 2001	9
Scott Smith, 1993	9
6. Larry Luebbers, 1990	8
Scott Downs, 1997	8
Brandon Webb, 1999	8
Cory Hahn, 2002	8
Craig Snipp, 2004	8
AJ Reed, 2013	8

Win-Loss Percentage

(Min. Eight Decisions)

Player, Season	Pct.
1. Jeff Keener, 1981	.929
2. Joe Georger, 1979	.866
3. AJ Reed, 2014	.857
4. Matthew Coleman, 1987	.833
Greg Dombrowski, 2006	.833
6. Dustin Beggs, 2016	.818
7. David Voit, 1988	.800
Corey Littrell, 2012	.800
9. Lorn Frazier, 1991	.778
10. Josh Paxton, 1999	.750
Brian Reed, 1993	.750
Doug Sutton, 1987	.750

Appearances

Player, Season	G
1. Dave Voit, 1988	34
2. Logan Salow, 2017	31
Andrew Albers, 2008	31
Brian Reed, 1993	30
Alex Phillips, 2012	30
6. Lorn Frazier, 1992	29
7. Adam Shadburne, 1994	28
Paul Morse, 1993	28
Jon Hudson, 1988	28
Jon Hooker, 2000	28
Brock Baber, 2008	28
Logan Darnell, 2009	28
Alex Phillips, 2011	28
Tim Peterson, 2012	28
14. Adam Milburn, 1995	27
Brock Baber, 2005	27
Walter Wijas, 2013	27

Games Started

Player, Season	GS
1. Nathan Kent, 1999	18
Scott Wade, 2000	18
3. Sean Hjelle, 2017	17
4. Justin Lewis, 2017	16
Joe Georger, 1979	16
Doug Sutton, 1988	16
Scott Smith, 1993	16
Scott Downs, 1997	16
Brandon Webb, 1999	16
Brandon Webb, 2000	16
Scott Wade, 2003	16
Corey Littrell, 2012	16
Jerad Grundy, 2012	16
AJ Reed, 2014	16

Complete Games

Player, Season	CG
1. Joe Georger, 1979	11
2. Charlie Loyd, 1961	10
3. Rod Bolton, 1990	8
Tim Brandenburg, 1979	8
Ed McCaw, 1975	8
Ed McCaw, 1974	8
7. Nathan Kent, 1999	7
Scott Downs, 1997	7
Tim Brandenburg, 1980	7
Tim Brandenburg, 1978	7

Saves

Player, Season	Saves
1. Logan Salow, 2017	12
Trevor Gott, 2013	12
3. Chris Machamer, 2018	10
4. Trevor Gott, 2012	9
5. Sean Hjelle, 2016	8
Alex Phillips, 2012	8
7. Paul Morse, 1993	8
8. Matt Little, 2010	7
Lorn Frazier, 1992	7

Dave Voit, 1988	7
Jack Savage, 1985	7
Andrew Albers, 2006	7
Aaron Lovett, 2007	7

Innings Pitched

Player, Season	IP
1. Nathan Kent, 1999	126.0
2. Brandon Webb, 2000	112.2
3. AJ Reed, 2014	112.0
4. Rod Bolton, 1990	111.2
5. Sean Hjelle, 2017	108.2
6. Craig Snipp, 2006	106.0
7. Scott Downs, 1997	105.2
8. Brian Reed, 1994	104.2
9. Joe Georger, 1979	104.0
10. Lorn Frazier, 1993	103.2
11. Scott Wade, 2001	103.0
12. Greg Dombrowski, 2006	101.2
13. Alex Meyer, 2011	101.0

Hits/9 Innings (Min. 45 Innings)

Player, Season	H/9
1. Jeff Keener, 1981	3.93
2. Zack Thompson, 2017	5.95
3. Logan Salow, 2017	6.02
4. Jeff Keener, 1980	6.19
5. Timothy Brandenburg, 1980	6.29
6. Dave Voit, 1988	6.61
7. Chris Carroll, 1985	6.94
8. Alex Meyer, 2011	6.95
9. Dustin Beggs, 2016	7.11
10. Andrew Albers, 2008	7.19
11. Jack Savage, 1985	7.42
12. Paul Morse, 1993	7.61
13. Justin Lewis, 2017	7.62

Walks

1. Jeff Parrett, 1982	78
2. Rodney Henderson, 1991	63
3. Doug Sutton, 1988	61
4. Timothy Terry, 1979	60
5. Greg Reid, 1995	56
Timothy Brandenburg, 1979	56
7. Ben Shaffar, 1999	55
8. Jeff Keener, 1980	54
9. Matthew Coleman, 1989	53
10. Tom Deller, 1988	50

Strikeouts

Player, Season	SO
1. Joseph Blanton, 2002	133
2. Brandon Webb, 2000	123
3. Rod Bolton, 1990	121
4. Nathan Kent, 1999	116
5. James Paxton, 2009	115
6. Brian Reed, 1994	113
7. Brian Reed, 1993	112
8. Alex Meyer, 2011	110
9. Chris Rusin, 2009	108
Ben Shaffar, 1999	108
11. Sean Hjelle, 2017	102
Scott Downs, 1995	102



KENTUCKY[®]

BASEBALL



Hit Batsmen (Since 1987)

Player, Season	HBP
1. Brandon Webb, 2000	20
2. Brian Reed, 1994	16
3. Zack Thompson, 2017	14
4. Matthew Coleman, 1989	13
5. Sean Hjelle, 2017	12
6. Mark Michael, 2001	11
Ben Shaffar, 1999	11
Jason Chaney, 1998	11
Brian Reed, 1993	11
Lorhn Frazier, 1993	11
Taylor Rogers, 2012	11

*Active Player

NO-HIT GAMES

Jerry Sharp: 4.11.1959, vs. Tennessee (W, 6-2)

Mike Howell: 5.9.1960, vs. Centre (W, 7-0)

John Bowling: 4.9.1974, vs. Georgia State
(W, 3-0)





CAREER RECORDS

BATTING

Average (Min. 300 at-bats)

1. Sawyer Carroll	2007-08	.386
2. Jeff Abbott	1991-94	.380
3. Mike Harris	1989-91	.366
4. Josh Loggins	1997-98	.364
5. Evan White	2015-17	.356
6. Randy Clark	1984-85	.355
7. Ka'ai Tom	2014-15	.352
8. John Wilson	1998-2000	.348
9. Paul Blandford	1995-96	.346
Bill Sandry	1981-82	.346
11. Zach Reks	2016-17	.344

Games

1. Andy Green	1997-2000	228
2. Aaron McGlone	1997-2000	222
3. Ryan Wilkes	2005-08	215
4. Keenan Wiley	2007-10	214
Matt Reid	2011-14	214
6. Darin Rieman	1988-90	212
7. Spencer Graeter	2001-04	208
8. Jay Tedesco	1994-97	205
Jeff Michael	1990-93	205
10. Mike Botkin	1979-82	203

Games Started

1. Andy Green	1997-2000	225
2. Aaron McGlone	1997-2000	212
3. Ryan Wilkes	2005-08	208
Darin Rieman	1988-90	208
5. Spencer Graeter	2001-04	199
Matt Reid	2011-14	199
7. Jay Tedesco	1994-97	195
8. Keenan Wiley	2007-10	189
Jeff Michael	1990-93	189
10. Billy Thompson	1990-93	184
11. Austin Cousino	2012-14	178
12. AJ Reed	2012-14	168
13. Rick Norton	1988-91	166
14. JaVon Shelby	2014-16	161
John Wilson	1998-2000	161

At Bats

1. Andy Green	1997-2000	908
2. Aaron McGlone	1997-2000	840
3. Spencer Graeter	2001-04	759
4. Keenan Wiley	2007-10	751
Jay Tedesco	1994-97	741
6. Darin Rieman	1988-90	735
Mike Botkin	1979-82	735
8. Austin Cousino	2012-14	732
9. Ryan Wilkes	2005-08	723
10. Billy Thompson	1990-93	676
11. Matt Reid	2011-14	672
12. Evan White	2015-17	655

Runs

1. Andy Green	1997-2000	199
2. Jeff Abbott	1991-94	182
3. Aaron McGlone	1997-2000	179
4. Collin Cowgill	2005-06, 08	166
5. Austin Cousino	2012-14	161
6. Chad Green	1994-96	160
7. Jay Tedesco	1994-97	158
Mike Harris	1989-91	158
9. Jeff Michael	1990-93	156
10. Billy Thompson	1990-93	155
11. John Wilson	1998-2000	154
12. Ryan Wilkes	2005-08	146
Billy White	1988-89	146
Mike Botkin	1979-82	146

Hits

1. Andy Green	1997-2000	277
2. Aaron McGlone	1997-2000	274
3. Mike Botkin	1979-82	241
4. Evan White	2015-17	233
Spencer Graeter	2001-04	233
6. Jeff Abbott	1991-94	232
7. Keenan Wiley	2007-10	230
Ryan Wilkes	2005-08	226
9. Jay Tedesco	1994-97	223
10. Austin Cousino	2012-14	216
11. Chad Green	1994-96	215
12. Mike Harris	1989-91	214
13. John Wilson	1998-2000	212
Brad Hindersman	1991-94	212
15. Chad Wright	2009-11	211

Doubles

1. Mike Botkin	1979-82	65
2. Spencer Graeter	2001-04	54
3. Jay Tedesco	1994-97	52
4. Evan White	2015-17	51
Jeff Abbott	1991-94	51
Darin Rieman	1988-90	51
7. Aaron McGlone	1997-2000	49
8. Brad Hindersman	1991-94	47
Andy Green	1997-2000	47
Austin Cousino	2012-14	47
11. Tristan Pompey	2016-18	46
12. Sawyer Carroll	2007-08	45
13. John Wilson	1998-2000	44
Mark Murphy	1995-98	44

Triples

1. Chad Green	1994-96	12
2. Antone DeJesus	2005-07	11
3. Mike Harris	1989-91	10
4. Rick Norton	1988-91	9
5. John Wilson	1998-2000	8
Josh Loggins	1997-98	8

Mike Botkin	1979-82	8
8. Russ Schueler	1985-86	7
Chad Estep	1986-88	7
John Shelby	2004-06	7
Austin Cousino	2012-14	7
Riley Mahan	2015-17	7

Home Runs

1. John Wilson	1998-2000	50
2. AJ Reed	2012-14	40
3. Aaron McGlone	1997-2000	39
4. Collin Cowgill	2005-06, 08	37
Jeff Abbott	1991-94	37
Mitch Knox	1986-87	37
Randy Clark	1984-85	37
8. Jeff Shartzler	1979-81	36
9. Mark Blythe	1986-89	35
10. Jay Tedesco	1994-97	34
Chad Estep	1986-88	34
12. John Shelby	2004-06	33

Runs Batted In

1. Aaron McGlone	1997-2000	177
2. AJ Reed	2012-14	168
3. Mike Botkin	1979-82	162
4. Mitch Knox	1986-87	157
5. Jay Tedesco	1994-97	155
Brad Hindersman	1991-94	155
Rick Norton	1988-91	155
8. John Wilson	1998-2000	154
9. Darin Rieman	1988-90	151
10. Collin Cowgill	2005-06, 08	140
11. Sawyer Carroll	2007-08	139
12. Mark Blythe	1986-89	134
13. Mike Harris	1989-91	133
14. Ryan Wilkes	2005-08	132

Total Bases

1. Aaron McGlone	1997-2000	444
2. John Wilson	1998-2000	422
3. Jeff Abbott	1991-94	406
4. Andy Green	1997-2000	395
5. Mike Botkin	1979-82	388
6. Jay Tedesco	1994-97	381
7. Mike Harris	1989-91	360
8. AJ Reed	2012-14	356
9. Evan White	2015-17	345
10. Mitch Knox	1986-87	344
11. Brad Hindersman	1991-94	342
Darin Rieman	1988-90	342

Slugging Percentage

(Min. 300 at-bats)

1. Randy Clark	1984-85	.707
2. John Wilson	1998-2000	.693
3. Jeff Abbott	1991-94	.666
4. Josh Loggins	1997-98	.664



KENTUCKY

BASEBALL



5.	Sawyer Carroll	2007-08	.656
6.	Sean Coughlin	2006-07	.630
7.	Steven Clark	1989-91	.625
8.	Mike Harris	1989-91	.615
9.	Bill Sandry	1981-82	.611
10.	Chris Gonzalez	1993-94	.598

Walks

1.	Aaron McGlone	1997-2000	134
2.	Darin Rieman	1988-90	128
3.	Ryan Wilkes	2005-08	119
4.	Collin Cowgill	2005-06, 08	116
5.	Jay Tedesco	1994-97	115
6.	Mike Botkin	1979-82	112
7.	Jeff Abbott	1991-94	108
8.	Mike Harris	1989-91	106
9.	Spencer Graeter	2001-04	103
10.	Robert Buchanan	1995-88	101
11.	Jeff Michael	1990-93	100
12.	AJ Reed	2012-14	99
13.	Rick Norton	1988-91	96
	JaVon Shelby	2014-16	96

Strikeouts

1.	Jay Tedesco	1994-97	185
2.	Seth Morris	2000-02	172
3.	Pookie Jones	1992-94	162
	Darin Rieman	1988-90	162
5.	JaVon Shelby	2014-16	160
6.	Chip Rhea	1994-96	152
7.	Tristan Pompey	2016-18	151
8.	Billy Thompson	1990-93	144
9.	Ryan Wilkes	2005-08	143
10.	Matt Reid	2012-14	141
11.	Rick Norton	1988-91	140
	AJ Reed	2012-14	140

On-Base pct.

(Min. 300 at-bats - Since 1987)

1.	Sawyer Carroll	2007-08	.483
2.	Jeff Abbott	1991-94	.473
3.	Mike Harris	1989-91	.467
4.	Brian Spear	2007-08	.459
5.	Vince Castaldo	1988-90	.445
6.	John Wilson	1998-2000	.443
7.	Collin Cowgill	2005-06, 08	.441
8.	Paul Blandford	1995-96	.438
9.	Pete Pryor	1995-96	.434
	Sean Coughlin	2006-07	.434
	Antone DeJesus	2005-07	.434

Sacrifice Flies

(Since 1987)

1.	Ryan Wilkes	2005-08	19
2.	Jeff Michael	1990-93	16
3.	Antone DeJesus	2004-2007	14
4.	Rick Norton	1988-91	12
5.	Sawyer Carroll	2007-08	11
	Collin Cowgill	2005-06, 08	11
	Eddie Brooks	1992-94	11

	Sam Taylor	1988-89	11
9.	Luke Becker	2016-18	10
	Riley Mahan	2015-17	10
	Darin Rieman	1988-90	10
	Mark Blythe	1986-89	10
12.	Evan White	2015-17	9
	Storm Wilson	2014-17	9
	Marcus Nidiffer	2007-10	9
	Jesse Barber	2002-05	9
	Jeff Abbott	1991-94	9
	Chris Gonzalez	1993-94	9
	Michael Bertram	2003-06	9
	AJ Reed	2012-14	9

Sacrifices

1.	Ryan Wilkes	2005-08	40
2.	Chris Wade	2008-09	36
3.	Troy Squires	2015-18	35
4.	Keenan Wiley	2007-10	28
5.	Matt Reid	2011-14	27
6.	Justin Scutchfield	2003-06	25
7.	Andy Green	1997-2000	24
	Antone DeJesus	2004-07	24
	Matt Reid	2011-13	24
10.	Jeff Michael	1990-93	23
	Michael Bertram	2003-06	23

Hit By Pitch

1.	Austin Cousino	2012-13	47
2.	Storm Wilson	2014-17	39
	Thomas Bernal	2012-15	39
4.	Keenan Wiley	2008-11	38
5.	Antone DeJesus	2005-07	36
6.	Braden Kapteyn	2009-11	33
7.	Zac Zellers	2012-13	32
8.	Tyler Howe	2007-08	31
9.	Troy Squires	2015-18	30
10.	Chad Wright	2009-11	28
11.	Marcus Carson	2014-17	27
	Taylor Black	2010-11	27
	Collin Cowgill	2005-06, 08	27

Stolen Bases

1.	Chad Green	1994-96	126
2.	Andy Green	1997-2000	81
3.	Paul Blandford	1995-96	66
	Terry Shumpert	1985-87	66
5.	Beau Moore	1998-01	56
6.	Chris Bisson	2008-10	48
	Austin Cousino	2012-14	48
8.	Anthony Morrow	1989-90	47
9.	Jeff Michael	1990-93	42
	John Shelby	2004-06	42
11.	Chad Wright	2009-11	38
	Billy White	1988-89	38
13.	Antone DeJesus	2004-07	37
14.	Mike Harris	1989-91	36

Stolen Base Attempts

1.	Chad Green	1994-96	155
2.	Andy Green	1997-2000	103
3.	Paul Blandford	1995-96	94
4.	Terry Shumpert	1985-87	74
5.	Beau Moore	1998-01	70
6.	Chris Bisson	2008-10	60
7.	Jeff Michael	1990-93	56
8.	Anthony Morrow	1989-90	54
	John Shelby	2004-06	54
10.	Billy White	1988-89	53
11.	Austin Cousino	2012-14	51

PITCHING

Earned Run Average

(Min. 75 inn.)

1.	Jeff Keener	1980-81	2.01
2.	Trevor Gott	2011-13	2.30
3.	AJ Reed	2012-14	2.83
4.	Joe Georger	1979	2.86
5.	Alex Phillips	2011-12	3.08
6.	David Voit	1986-88	3.23
7.	Dustin Beggs	2015-16	3.32
8.	Aaron Lovett	2007-08	3.38
9.	Matt Fisher	1990-92	3.39
10.	Logan Salow	2014-17	3.40
11.	Paul Kilgus	1981-84	3.42

Wins

1.	Jay Ray	1982-85	24
2.	Chris Rusin	2006-09	23
	Greg Dombrowski	2005-08	23
	Lorhn Frazier	1990-93	23
5.	Sean Hjelle	2016-18	22
	Matthew Coleman	1986-89	22
7.	Corey Littrell	2011-13	21
8.	Andrew Albers	2005-08	20
	Jeff Keener	1980-81	20
	Paul Kilgus	1981-84	20
11.	AJ Reed	2012-14	19
12.	Doug Sutton	1986-88	18
13.	Adam Shadburne	1993-96	17
	Scott Downs	1995-97	17
	Josh Paxton	1996-2000	17
	Scott Wade	2000-03	17
	Kyle Cody	2013-15	17

Losses

1.	Scott Wade	2000-03	32
2.	Craig Snipp	2002-06	21
3.	Paul Kilgus	1981-84	20
4.	Jeff Parrett	1980-83	19
	Tom Deller	1986-89	19
6.	Taylor Rogers	2010-12	18
	Zack Brown	2014-16	18
8.	Brandon Webb	1998-2000	16
9.	Vince Tyra	1985-88	15
	Matthew Coleman	1986-89	15



Win-Loss Percentage

1. Greg Dombrowski	2005-08	.821
2. Jeff Keener	1980-81	.800
3. Dustin Beggs	2015-16	.727
4. Lorn Frazier	1990-93	.719
5. Zack Thompson 2017-		.714
Dylan Dwyer	2013-16	.714
7. Sean Hjelle	2016-18	.688
8. Chandler Shepherd	2012-14	.684
9. Justin Lewis	2016-18	.682
10. Chris Rusin	2006-09	.677
11. Brian Reed	1991-94	.667
12. Josh Paxton	1997-2000	.654
Kyle Cody	2013-16	.654

Appearances

1. Lorn Frazier	1990-93	104
2. Brock Baber	2005-08	98
3. Logan Salow	2014-17	94
4. Josh Paxton	1997-2000	92
5. Jon Hooker	1998-01	82
6. Andrew Albers	2005-08	81
Walter Wijas	2010-13	81
8. Aaron Tennyson	2003-06	77
9. Scott Smith	1990-93	73
10. Adam Shadburne	1993-96	71
11. Scott Wade	2000-03	70
Brian Reed	1991-94	70
13. Trevor Gott	2011-13	69
14. Craig Snipp	2003-06	68

Games Started

1. Scott Wade	2000-03	60
2. Scott Smith	1990-93	49
3. Brandon Webb	1998-2000	46
4. Chris Rusin	2006-09	45
Greg Dombrowski	2005-08	45
Paul Kilgus	1981-84	45
7. Corey Littrell	2011-13	43
8. Taylor Rogers	2010-12	42
Kyle Cody	2013-16	42
10. Jay Ray	1982-85	40
Scott Downs	1995-97	40
12. Tom Deller	1986-89	39
Matthew Coleman	1986-89	39
14. Rob Corrado	2000-02	37
Vince Tyra	1985-88	37

Complete Games

1. Paul Kilgus	1981-84	18
2. Jay Ray	1982-85	17
3. Rodney Bolton	1989-90	14
4. Scott Downs	1995-97	13
Scott Smith	1990-93	13
6. Joe Georger	1979	11
7. Doug Sutton	1986-88	9
Jeff Parrett	1980-83	9
9. Chris Rusin	2006-09	8
Scott Wade	2000-03	8

Saves

1. Trevor Gott	2011-13	23
2. Logan Salow	2014-17	16
3. Lorn Frazier	1990-93	15
4. Paul Morse	1993-94	13
5. Andrew Albers	2005-08	12
6. Chris Machamer	2017-18	11
Brock Baber	2005-08	11
Jon Hooker	1998-01	11
David Voit	1986-88	11
10. Jack Savage	1983-85	10
Alex Phillips	2011-12	10
12. Spencer Jack	2014-15	9
13. Sean Hjelle	2016-18	8
Braden Kapteyn	2009-11	8
Aaron Lovett	2007-08	8
Adam Shadburne	1993-96	8

Innings Pitched

1. Scott Wade	2000-03	357
2. Scott Smith	1990-93	344.1
3. Chris Rusin	2006-09	302.1
4. Paul Kilgus	1981-84	300.1
5. Jay Ray	1982-85	298
6. Greg Dombrowski	2005-08	282
7. Brandon Webb	1998-2000	277.2
8. Tom Deller	1986-89	261.2
Corey Littrell	2011-13	261.2
10. Scott Downs	1995-97	260
11. Lorn Frazier	1990-93	251

Hits/9 Innings

(Min. 75 Innings)

1. Jeff Keener	1980-81	5.11
2. Zack Thompson 2017-		6.24
3. Tim Brandenburg	1979-80	7.42
4. Chris Carroll	1982-85	7.43
5. Dustin Beggs	2015-16	7.48
6. David Voit	1986-88	7.57
7. Justin Lewis	2016-18	7.65
8. Logan Salow	2014-17	7.75
9. Jack Savage	1983-85	7.94
10. Wm. VanLandingham	1989-91	7.97
11. Paul Morse	1993-94	8.05
12. Alex Meyer	2009-11	8.10

Walks

1. Jeff Parrett	1980-83	169
2. Tom Deller	1986-89	160
3. Greg Reid	1994-97	153
4. Paul Kilgus	1981-84	139
5. Vince Tyra	1985-88	138
6. Rodney Henderson	1990-92	135
7. Matthew Coleman	1986-89	132
8. Doug Sutton	1986-88	129
9. Alex Meyer	2009-11	127
10. Brandon Webb	1998-2000	120
Jay Ray	1982-85	120

Strikeouts

1. Scott Downs	1995-97	293
2. Chris Rusin	2006-09	274
3. Brian Reed	1991-94	271
4. Brandon Webb	1998-2000	259
5. Alex Meyer	2009-11	253
6. Scott Smith	1990-93	242
7. Joe Blanton	2000-02	231
8. Scott Wade	2000-03	227
9. Sean Hjelle	2016-18	222
Corey Littrell	2011-13	215
11. Rodney Bolton	1989-90	206
12. Craig Snipp	2003-06	203
13. Lorn Frazier	1990-93	202

Hit Batsmen

1. Brandon Webb	1998-2000	39
2. Craig Snipp	2003-06	30
3. Brian Reed	1991-94	28
4. Alex Meyer	2009-11	27
Scott Smith	1990-93	27
6. Greg Dombrowski	2005-08	26
7. Chris Rusin	2006-09	24
8. Andrew Albers	2005-08	23
Scott Wade	2000-03	23
10. Braden Kapteyn	2009-11	22
Josh Paxton	1997-2000	22

*Active Player



TEAM RECORDS

Longest Winning Streaks

Rk	Games	Year
1.	22	2012
2.	19	2008
	19	2007
4.	15	2000
5.	13	1992
6.	11	1959-60
7.	10	1996
	10	1990
	10	1986-87
	10	1965
	10	1961
	10	1911

Longest Losing Streaks

Rk	Games	Years
1.	16	1955-56
2.	13	1956
	13	1957
4.	12	2002
5.	11	1934-39
6.	9	1992-93
	9	1946-47
8.	8	2004
	8	1998-99
	8	1990
	8	1925

Consecutive Games Without Being Shutout

Rk	Games	Years
1.	124	1997-99
2.	105	2003-05
3.	94	1993-95
	94	1958-62
5.	85	1903-08
6.	82	2015-16
7.	76	2016-17
8.	74	1995-96
9.	64^	2017-
	64	1983-84

^active

Most Runs Scored

Rk	Opponent	Date	Runs
1.	Eastern Kentucky	1978	30
2.	Tennessee-Martin	3/10/2007	27
3.	Marshall	4/9/1996	26
4.	Cincinnati	3/24/1983	25
5.	Vanderbilt	5/2/1993	24
	Southern Illinois	4/14/1992	24
	Centre	4/10/1965	24
	Transylvania	4/26/1960	24
	Xavier	5/16/1939	24
10.	Tennessee Tech	4/4/2001	23
	Morehead State	4/6/1984	23
	Eastern Kentucky	1977	23

Largest Margin of Victory

Rk	Opponent	Date	Margin
1.	Tennessee-Martin	3/10/2007	27 (27-0)
2.	Cincinnati	3/24/1983	25 (25-0)
3.	Centre	4/10/1965	24 (24-0)
4.	Tennessee Tech	4/4/2001	21 (23-2)
	Marshall	4/9/1996	21 (26-5)
	Transylvania	4/26/1960	21 (24-3)
	Eastern Normal	5/12/1928	21 (21-0)
8.	Georgia State	3/16/1971	20 (22-2)
	Cincinnati	3/30/1907	20 (22-2)
10.	Eastern Kentucky	1978	19 (30-11)
	Georgetown Coll.	4/27/1946	19 (19-0)
	Georgetown Coll.	5/13/1912	19 (22-3)

SEASON RECORDS (SINCE 1979)

Batting

Average	.321	1988
At Bats	2235	2017
Runs	510	2008
Hits	706	2017
Doubles	152	2008
Triples	22	2007
Home Runs	110	1994
RBI	461	2008
Total Bases	1129	1994
Slugging Pct.	.549	1994
Walks	337	2006
Hit by Pitch	109	2014
Strikeouts	490	1995
On-base Pct.	.444	1991
Sacrifice Flies	38	2008
Sacrifice Hits	75	2008
Stolen Bases	142	1996
Steal Attempts	199	1996

Pitching

Earned Run Avg.	3.37	1983
Complete Games	20	1979
Shutouts	5	2000
	5	1979
Saves	22	2012
Innings Pitched	576.2	2017
Hits Allowed	299	1983
Runs Allowed	163	1983
Earned Runs	124	1983
Walks	140	2006
Strikeouts	583	2017
Doubles	73	2006
Triples	4	2007
Home Runs	31	2006
Batting Avg. Against	.230	2017
Wild Pitches	26	2005
Hit Batsmen	34	1988
Balks	0	1995

Fielding

Putouts	1730	2017
Assists	797	2006
Errors	54	2018
Fielding Pct.	.976	2012



The 2017 Wildcats set a new school single-season team record for hits, pounding out 706 on the season.



KENTUCKY VS. RANKED OPPONENTS (SINCE 2003)

Table with columns for date, opponent, and result. Includes a sub-section titled 'UK VS. NO. 1 RANKED FOES' listing games against top-ranked teams like Vanderbilt, LSU, and Florida.



KENTUCKY®

BASEBALL



4/6/2012	vs. No. 10 Ole Miss	W, 3-2	4/28/2015	at No. 3 Louisville	L, 1-2 (10)
4/7/2012	vs. No. 10 Ole Miss	L, 3-9	5/1/2015	vs. No. 6 Vanderbilt	L, 3-13
4/8/2012	vs. No. 10 Ole Miss	W, 8-3	5/2/2015	vs. No. 6 Vanderbilt	W, 11-5
4/10/2012	vs. No. 19 Louisville	L, 0-12	5/3/2015	vs. No. 6 Vanderbilt	L, 3-7
4/13/2012	at No. 9 Arkansas	L, 7-8	5/6/2015	vs. No. 2 Louisville	L, 2-5
4/14/2012	at No. 9 Arkansas	W, 5-4	3/25/2016	vs. No. 1 Florida	L, 5-12
4/14/2012	at No. 9 Arkansas	W, 2-1	3/26/2016	vs. No. 1 Florida	W, 7-4
4/20/2012	vs. No. 1 LSU	L, 4-5	3/27/2016	vs. No. 1 Florida	W, 5-4 (10)
4/21/2012	vs. No. 1 LSU	W, 8-1	4/13/2016	vs. No. 6 Louisville	L, 6-9
4/22/2012	vs. No. 1 LSU	W, 7-6	4/15/2016	at No. 4 Vanderbilt	L, 0-3
4/24/2012	at No. 20 Louisville	L, 2-10	4/16/2016	at No. 4 Vanderbilt	L, 2-3
5/3/2012	vs. No. 5 Florida	L, 3-5	4/17/2016	at No. 4 Vanderbilt	W, 3-0
5/4/2012	vs. No. 5 Florida	L, 1-5	4/19/2016	at No. 3 Louisville	L, 6-7
5/5/2012	vs. No. 5 Florida	W, 2-1	5/6/2016	vs. No. 2 South Carolina	L, 5-10
5/24/2012	vs. No. 21 Miss. State	W, 5-1	5/6/2016	vs. No. 2 South Carolina	W, 6-0
5/26/2012	vs. No. 21 Miss. State	L, 1-2	5/7/2016	vs. No. 2 South Carolina	W, 5-4 (12)
6/1/2012	vs. No. 25 Kent State	L, 6-7 (21)	5/12/2016	at No. 6 Ole Miss	L, 1-3
6/3/2012	vs. No. 14 Purdue	W, 6-3	5/13/2016	at No. 6 Ole Miss	L, 2-14
6/3/2012	vs. No. 25 Kent State	L, 2-3	5/14/2016	at No. 6 Ole Miss	L, 5-7
3/22/2013	vs. No. 14 Miss. State	L, 4-8	2/17/2017	at No. 9 North Carolina	L, 1-3
3/23/2013	vs. No. 14 Miss. State	W, 3-2	2/18/2017	at No. 9 North Carolina	L, 5-6
3/23/2013	vs. No. 14 Miss. State	W, 4-3	2/19/2017	at No. 9 North Carolina	L, 4-5
4/2/2013	at No. 9 Louisville	W, 5-4 (10)	3/3/2017	vs. No. 23 UCSB	W, 2-1
4/5/2013	at No. 2 LSU	L, 1-11	3/4/2017	vs. No. 23 UCSB	W, 3-2
4/6/2013	at No. 2 LSU	L, 1-9	3/5/2017	vs. No. 23 UCSB	W, 12-1
4/7/2013	at No. 2 LSU	L, 4-11	3/13/2017	at No. 13 Texas A&M	W, 6-0
4/16/2013	vs. No. 8 Louisville	L, 5-12	3/14/2017	at No. 13 Texas A&M	W, 7-6
4/20/2013	at No. 14 S. Carolina	L, 2-5	3/15/2017	at No. 13 Texas A&M	W, 11-7
4/20/2013	at No. 14 S. Carolina	L, 6-7 (11)	3/23/2017	vs. No. 11 Ole Miss	L, 6-9
4/21/2013	at No. 14 S. Carolina	L, 1-3	3/24/2017	vs. No. 11 Ole Miss	W, 4-2
4/25/2013	at No. 16 Ole Miss	W, 3-2	3/25/2017	vs. No. 11 Ole Miss	W, 4-1
4/26/2013	at No. 16 Ole Miss	L, 5-11	3/31/2017	vs. No. 22 Vanderbilt	W, 10-3
4/27/2013	at No. 16 Ole Miss	W, 5-4	4/1/2017	vs. No. 22 Vanderbilt	W, 7-4
5/3/2013	vs. No. 14 Arkansas	L, 1-2	4/2/2017	vs. No. 22 Vanderbilt	L, 4-6
5/4/2013	vs. No. 14 Arkansas	L, 3-5	4/4/2017	at No. 2 Louisville	L, 3-5
5/5/2013	vs. No. 14 Arkansas	W, 4-3	4/7/2017	at No. 22 Miss. State	W, 5-2
5/11/2013	vs. No. 1 Vanderbilt	L, 3-11	4/8/2017	at No. 22 Miss. State	L, 6-10
5/11/2013	vs. No. 1 Vanderbilt	L, 3-5	4/9/2017	at No. 22 Miss. State	L, 6-10
5/12/2013	vs. No. 1 Vanderbilt	L, 5-10	4/18/2017	vs. No. 2 Louisville	W, 11-7
5/14/2013	vs. No. 15 Indiana	W, 5-3	4/21/2017	vs. No. 8 LSU (Game 1)	W, 12-5
5/21/2013	vs. No. 21 Ole Miss	L, 1-4	4/21/2017	vs. No. 8 LSU (Game 2)	L, 3-4
2/14/2014	vs. No. 1 Virginia	W, 8-3	4/23/2017	vs. No. 8 LSU	W, 10-2
3/11/2014	at No. 16 Indiana	L, 2-7	4/28/2017	at No. 21 S. Carolina	W, 19-1
3/21/2014	vs. No. 1 S. Carolina	W, 13-5	4/29/2017	at No. 21 S. Carolina	L, 1-5
3/22/2014	vs. No. 1 S. Carolina	W, 2-1	4/30/2017	at No. 21 S. Carolina	W, 9-4
3/23/2014	vs. No. 1 S. Carolina	L, 3-8	5/18/2017	at No. 5 Florida	W, 12-4
3/28/2014	at No. 5 Vanderbilt	W, 4-2	5/19/2017	at No. 5 Florida	L, 3-14
3/29/2014	at No. 5 Vanderbilt	L, 3-9	5/20/2017	at No. 5 Florida	L, 4-6
3/30/2014	at No. 5 Vanderbilt	L, 2-6	6/9/2017	at No. 7 Louisville	L, 2-5
4/1/2014	vs. No. 8 Louisville	W, 8-3	6/10/2017	at No. 7 Louisville	L, 2-6
4/4/2014	vs. No. 12 Florida	W, 17-1	3/2/2018	vs. No. 19 Houston [^]	W, 14-2 (7)
4/5/2014	vs. No. 12 Florida	L, 10-11	3/3/2018	vs. No. 20 Sam Houston St. [^]	W, 7-2
4/6/2014	vs. No. 12 Florida	W, 9-8	3/9/2018	vs. No. 3 Texas Tech	W, 10-7
4/15/2014	at No. 9 Louisville	W, 4-2	3/10/2018	vs. No. 3 Texas Tech	W, 11-6
4/25/2014	at No. 12 Ole Miss	L, 4-12	3/11/2018	vs. No. 3 Texas Tech	L, 3-5
4/26/2014	at No. 12 Ole Miss	L, 5-18	3/16/2018	at No. 5 Arkansas	L, 4-9
4/27/2014	at No. 12 Ole Miss	L, 6-9	3/16/2018	at No. 5 Arkansas	L, 2-14
5/20/2014	vs. No. 24 Alabama	W, 7-1	3/16/2018	at No. 5 Arkansas	L, 9-16
5/21/2014	vs. No. 7 Florida	W, 4-2	3/23/2018	vs. No. 9 Auburn	W, 5-4
5/22/2014	vs. No. 17 Miss. State	W, 7-6 (12)	3/24/2018	vs. No. 9 Auburn	L, 3-4 (7)
5/24/2014	vs. No. 7 Florida	W, 4-2	3/25/2018	vs. No. 9 Auburn	W, 13-3 (7)
6/1/2014	vs. No. 8 Louisville	L, 1-4	4/3/2018	vs. No. 21 Louisville	W, 8-5
2/20/2015	at No. 16 UC Santa Barbara	L, 3-10	4/13/2018	at No. 18 Georgia	W, 6-4 (11)
2/21/2015	at No. 16 UC Santa Barbara	L, 0-11	4/14/2018	at No. 18 Georgia	L, 7-9
2/22/2015	at No. 16 UC Santa Barbara	W, 12-7	4/15/2018	at No. 18 Georgia	W, 1-0
3/13/2015	at No. 7 South Carolina	L, 1-10	4/19/2018	vs. No. 1 Florida	L, 2-11
3/14/2015	at No. 7 South Carolina	L, 3-4	4/20/2018	vs. No. 1 Florida	L, 4-9
3/15/2015	at No. 7 South Carolina	L, 4-6 (10)	4/21/2018	vs. No. 1 Florida	W, 3-2
3/20/2015	vs. No. 20 Miss. State	W, 10-2	5/8/2018	at No. 19 Indiana	W, 7-6
3/21/2015	vs. No. 20 Miss. State	W, 9-7	5/22/2018	vs. No. 22 Auburn [^]	L, 3-4 (11)
3/22/2015	vs. No. 20 Miss. State	L, 5-12			
3/27/2015	at No. 1 LSU	W, 5-4 (12)			
3/28/2015	at No. 1 LSU	L, 3-7			
3/29/2015	at No. 1 LSU	W, 12-10 (11)			
4/4/2015	vs. No. 1 Texas A&M	L, 2-5			
4/4/2015	vs. No. 1 Texas A&M	L, 3-6			
4/24/2015	at No. 5 Florida	W, 3-0			
4/25/2015	at No. 5 Florida	W, 7-6			
4/26/2015	at No. 5 Florida	L, 1-10			

[^]neutral site

UK VS. THE RANKED

ALL-TIME RECORD VS. TOP-30 OPPONENTS: 139-182
ALL-TIME RECORD VS. TOP-FIVE OPPONENTS: 35-50
ALL-TIME RECORD VS. A NO. 1 RANKED FOE: 11-15

LAST VICTORY OVER A NO. 1 TEAM:

vs. Florida (April 21, 2018)

LAST ROAD VICTORY OVER A NO. 1 TEAM:

at LSU (2015)

LAST SERIES WIN OVER A NO. 1 TEAM:

vs. Florida (2016)

LAST ROAD SERIES WIN OVER A NO. 1:

at LSU (2015)

LAST SERIES WIN OVER A RANKED FOE:

at No. 18 Georgia (2018)

LAST CONSECUTIVE SERIES MEETINGS VS. NO. 1:

2015 (LSU/Texas A&M)

MOST ALL-TIME MEETINGS VS. A RANKED

TEAM:

42, South Carolina

MOST ALL-TIME MEETINGS VS. A NO. 1 TEAM:

9, Vanderbilt

MOST SEASON WINS OVER RANKED FOES:

20, 2006

MOST GAMES PLAYED VS. RANKED FOES

South Carolina - 42

Florida - 41

LSU - 28

Vanderbilt - 27

Ole Miss - 27

Arkansas - 27

Miss. State - 21

Louisville - 17

Auburn - 16

Georgia - 15

Alabama - 12

Tennessee - 9

UC Santa Barbara - 6

Texas A&M - 5

Indiana - 3

North Carolina - 3

Texas Tech - 3

Western Kentucky - 2

Kent State - 2

Michigan - 2

College of Charleston - 2

1 - Eight opponents

TOP-30 WINS BY SEASON

2003: 2

2004: 5

2005: 6

2006: 20

2007: 5

2008: 5

2009: 4

2010: 13

2011: 5

2012: 14

2013: 6

2014: 12

2015: 8

2016: 5

2017: 17

2018: 11

[^] Includes four major polls: (USA Today/ESPN Coaches, NCBWA, Collegiate Baseball, Baseball America)



UK IN EXTRA INNING GAMES (SINCE 2003)

2/15/2003	vs. George Washington	W, 3-2 (11)
3/1/2003	*vs. Eastern Illinois	L, 3-4 (10)
3/2/2003	*at UAB	L, 2-3 (10)
3/14/2003	at Ole Miss	L, 2-3 (10)
4/27/2003	vs. Georgia	L, 0-12 (10)
5/9/2003	vs. Vanderbilt	L, 5-7 (10)
5/11/2003	vs. Vanderbilt	W, 6-5 (10)
2/29/2004	vs. Memphis	W, 2-1 (12)
3/21/2004	at No. 7 Auburn	L, 2-3 (10)
5/15/2004	vs. Alabama	W, 9-8 (12)
2/25/2005	vs. Buffalo	W, 4-3 (10)
4/10/2005	vs. No. 25 Tennessee	L, 9-10 (10)
4/13/2005	vs. Louisville	W, 4-3 (10)
4/21/2006	vs. No. 7 S. Carolina	W, 10-9 (11)
4/13/2007	vs. No. 1 Vanderbilt	L, 8-10 (12)
4/27/2007	vs. Georgia	W, 8-7 (12)
4/8/2008	vs. Louisville	W, 7-6 (12)
4/20/2008	vs. No. 24 Florida	W, 3-2 (10)
5/3/2008	vs. LSU	L, 1-3 (10)
5/12/2008	at Murray State	W, 4-3 (10)
5/17/2008	vs. Ole Miss	L, 5-7 (11)
3/17/2009	at New Orleans	W, 5-4 (11)
4/17/2009	*at Mississippi State	W, 5-4 (11)
4/18/2009	*at Mississippi State	L, 3-4 (10)
5/9/2009	vs. Auburn	W, 6-5 (10)
5/11/2010	at Indiana	L, 17-18 (10)
4/2/2011	at No. 3 S. Carolina	L, 3-4 (10)
5/8/2012	at Indiana	W, 6-5 (12)
6/1/2012	^vs. No. 25 Kent St.	L, 6-7 (21)
3/29/2013	vs. Georgia	W, 3-2 (10)
4/2/2013	at No. 9 Louisville	W, 5-4 (10)
4/20/2013	at No. 14 S. Carolina	L, 6-7 (11)
4/23/2013	at Western Kentucky	L, 2-3 (18)
3/7/2014	vs. Ball State	L, 8-10 (10)
3/15/2014	at Alabama	L, 3-5 (10)
5/11/2014	*vs. Auburn	W, 6-5 (10)
5/13/2014	*at Murray State	L, 3-4 (12)
5/22/2014	&vs. No. 17 Miss. State	W, 7-6 (12)
2/27/2015	vs. Nebraska-Omaha	W, 6-5 (14)
3/15/2015	at No. 7 South Carolina	L, 4-6 (10)
3/27/2015	at No. 1 LSU	W, 5-4 (12)
3/29/2015	at No. 1 LSU	W, 12-10 (11)
4/14/2015	vs. Western Kentucky	L, 3-5 (10)
4/28/2015	at No. 3 Louisville	L, 1-2 (10)
5/10/2015	vs. Georgia	L, 1-6 (10)
3/6/2016	vs. Buffalo	W, 9-8 (10)
3/27/2016	vs. No. 1 Florida	W, 5-4 (10)
4/22/2016	vs. Arkansas	L, 0-1 (10)
5/8/2016	vs. No. 2 South Carolina	W, 5-4 (12)
3/8/2017	at Cincinnati	L, 1-2 (10)
2/17/2018	at USC Upstate	W, 6-5 (10)
2/20/2018	vs. Xavier	L, 2-3 (10)
4/18/2018	at No. 18 Georgia	W, 6-4 (11)
5/22/2018	&vs. #22 Auburn	L, 3-4 (11)



Kentucky scored a walk-off win over No. 1 Florida in 2016, its third extra-inning victory over a top-ranked team since 2003.

WALK IT OFF

The Cats' 10 most recent walk-off victories

DATE	OPPONENT	SCORE	FINAL PLAY
3/23/18	No. 9 Auburn	5-4	Wild Pitch
2/27/18	Western Kentucky	4-3	Wild Pitch
5/8/16	No. 2 South Carolina	5-4 (12)	Solo Home Run
4/23/16	Arkansas	5-4 (7)	RBI Single
4/9/16	Alabama	6-2	Grand Slam
3/27/16	No. 1 Florida	5-4 (10)	Wild Pitch
3/6/16	Buffalo	9-8 (10)	RBI Single
2/27/15	Nebraska-Omaha	6-5 (14)	RBI Single
5/22/14	No. 17 Miss. State (SEC)	7-6 (12)	RBI Single
5/11/14	Auburn	6-5 (10)	RBI Single

*: denotes back-to-back games
&: denotes SEC Tournament game
^: denotes NCAA Tournament game



KENTUCKY BASEBALL



YEAR-BY-YEAR STATS

BATTING

Year	AVG	GP	AB	R	H	2B	3B	HR	RBI	TB	SLG%	BB	HBP	SO	OB%	SF	SH	SB	ATT	PO	A	E	Fld
1979	.314	47	1399	316	439	71	15	50	286	690		287		136			27	55	79	1068	437	65	.959
1980	.284	46	1445	285	410	66	9	51	270	647		261		183			34	39	55	1121	511	60	.965
1981	.293	56	1743	355	511	90	11	60	301	803		260		233			52	72	91	1340	607	90	.956
1982	.289	55	1683	329	486	108	2	50	296	748		246		220			26	64	76	1230	564	111	.942
1983	.318	45	1363	339	434	83	5	40	302	647		227		199			18	54	69	992	451	75	.951
1984	.280	47	1438	285	402	71	5	62	251	669	.465	208	14	235			22	49	68	1084	467	78	.952
1985	.298	52	1797	334	536	90	9	64	292	836	.465	200		269			66	91	1295	572	92	.953	
1986	.302	53	1856	404	561	118	15	65	358	904	.487	235		280			35	71	103	1325	557	95	.952
1987	.312	55	1731	396	540	107	10	88	339	931	.538	216	12	293	.384	23	15	69	89				
1988	.321	63	2143	482	687	132	11	72	427	1057	.793	327	24	360	.412	27	22	93	123	1554	681	92	.960
1989	.294	54	1821	367	535	99	7	51	320	801	.440	257	20	326	.383	21	24	58	89	1365	640	80	.962
1990	.271	56	1821	338	494	86	17	33	302	713	.392	259	23	361	.416	23	26	88	111	1391	648	93	.956
1991	.300	61	2050	459	616	122	16	86	396	1028	.501	333	25	415	.444	25	31	52	64	1524	610	83	.963
1992	.303	56	1929	440	585	118	10	68	381	927	.481	315	37	362	.438	29	26	45	53	1471	580	102	.953
1993	.307	62	2098	445	644	109	16	79	389	1022	.487	262		418	.397	25	40	82	119	1617	698	97	.960
1994	.304	57	2057	463	626	135	19	110	409	1129	.549	236	32	403	.385	24	17	59	87	1503	584	126	.943
1995	.280	61	2078	386	581	117	12	55	325	887	.427	302	51	490	.384	24	48	135	187	1617	650	143	.941
1996	.308	59	2087	462	642	128	15	83	400	1049	.503	293	39	454	.404	21	19	142	199	1556	663	111	.952
1997	.285	55	1906	360	543	101	10	64	308	856	.449	241	44	370	.376	10	28	80	124	1422	649	114	.948
1998	.313	57	2041	418	639	148	9	86	387	1063	.521	241	26	360	.390	17	22	53	87	1505	680	112	.951
1999	.285	57	2030	352	579	96	7	84	316	941	.464	228	35	441	.365	16	30	77	109	1530	632	113	.950
2000	.304	59	2103	427	639	124	14	68	383	995	.473	232	40	353	.379	28	21	97	124	1576	639	91	.961
2001	.287	56	2008	332	577	116	7	62	297	893	.445	164	30	331	.347	17	19	61	88	1484	609	80	.963
2002	.251	53	1790	274	449	87	12	47	253	701	.392	184	45	389	.333	18	18	34	50	1369	555	100	.951
2003	.273	56	1908	283	521	93	5	38	254	738	.387	167	42	312	.342	18	43	40	74	1479	703	73	.968
2004	.288	54	1862	372	537	128	13	52	343	847	.455	239	71	384	.386	25	53	21	34	1434	674	89	.959
2005	.300	56	1882	397	564	114	19	39	346	833	.443	294	65	430	.406	30	56	72	95	1462	698	109	.952
2006	.299	61	2057	500	615	146	9	99	456	1076	.523	337	80	428	.411	34	67	52	74	1625	797	88	.965
2007	.320	54	1854	461	594	124	22	44	421	894	.482	317	93	371	.437	35	66	64	79	1445	622	87	.960
2008	.318	63	2157	510	685	152	13	83	461	1112	.516	283	88	468	.412	38	75	76	102	1687	149	66	.974
2009	.297	54	1860	372	553	80	7	56	336	815	.438	206	71	377	.385	20	51	71	87	1425	553	70	.966
2010	.302	56	1926	409	582	101	9	83	372	950	.493	225	106	358	.400	24	40	120	146	1473	658	87	.961
2011	.299	55	1854	313	555	113	12	49	288	839	.453	177	85	336	.383	17	49	72	95	1428	533	68	.966
2012	.294	63	2177	383	641	123	5	56	351	942	.433	226	91	425	.380	28	46	52	69	1710	672	59	.976
2013	.255	55	1836	284	469	69	9	36	254	664	.362	226	86	372	.359	26	43	57	79	1486	630	58	.973
2014	.299	62	2193	472	655	121	11	60	422	978	.446	268	109	406	.398	26	30	67	86	1670	691	77	.968
2015	.288	55	1897	289	546	93	10	31	264	752	.396	188	84	359	.374	21	24	53	72	1479	630	68	.969
2016	.270	57	1894	305	511	96	10	52	274	783	.413	177	52	417	.345	23	35	41	56	1496	621	70	.968
2017	.316	66	2235	484	706	148	10	73	446	1093	.489	310	92	415	.416	28	57	63	95	1730	613	67	.972
2018	.294	56	1880	397	553	118	5	81	367	924	.491	281	69	455	.401	20	40	58	84	1468	467	54	.973

PITCHING

Year	ERA	W	L	GS	CG	SHO	SV	IP	H	R	ER	BB	SO	2B	3B	HR	AB B/Avg	WP	HBP	BK		
1979	6.14	29	18	47	20	5	11	363.1	390	285	248	254	250									
1980	4.95	25	21	46	17	3	6	374.2	355	242	206	237	245									
1981	3.97	39	16	56	10	1	10	446.2	395	243	197	263	310									
1982	5.86	23	32	55	15	2	2	410	464	346	367	276	260									
1983	3.37	31	14	44	15	4	5	330.2	299	163	124	201	248									
1984	4.38	25	22	47	13	2	7	361.1	374	232	176	193	253				1441	.260				
1985	5.02	28	24	52	9	1	9	431.2	447	299	241	220	392									
1986	5.54	25	28	53	8	7	4	422	491	358	272	248	375									
1987	4.61	39	15	55	8	0	13	424	434	275	217	218	328	82	8	44	1636	.265	48	34	4	
1988	5.35	38	25	63	9	1	8	516	552	367	307	308	375						55	43	5	
1989	6.69	28	25	54	11	1	8	455	545	380	338	293	359	111	8	58	1816	.300	55	43	2	
1990	4.83	27	29	56	12	4	5	466	498	309	250	220	359	102	13	20	1835	.271	46	38	4	
1991	4.77	41	20	61	9	1	14	513.2	510	335	272	295	446	94	15	47	1947	.262	28	37	6	
1992	4.92	33	23	56	6	0	10	483	541	344	264	219	416	105	13	47			53	37	4	
1993	4.34	38	23	62	11	2	17	539	543	318	260	232	471	111	15	43	2383	.263			40	1
1994	5.54	32	25	57	3	1	7	500.1	585	397	308	241	429	102	10	62	2374	.286	61	47	0	
1995	5.36	29	32	61	7	0	11	539	606	411	321	244	502	109	10	57			48	58	1	
1996	5.43	35	24	57	7	2	7	518.1	571	398	313	235	483	101	13	59			42	43	8	
1997	6.99	20	34	55	8	3	8	474	632	431	368	228	331	118	13	56	1975	.320	40	43	2	
1998	7.86	26	31	57	0	0	11	501.2	691	535	438	274	326	132	10	101	2505	.326	40	71	7	
1999	5.70	25	32	57	11	1	6	510	588	401	323	265	491	115	9	64	2055	.286	105	51	5	
2000	4.73	38	20	59	5	5	13	525.1	587	330	276	190	448	109	14	54	2076	.283	45	69	3	
2001	5.26	33	34	56	5	1	8	494.2	572	371	289	231	383	96	10	65	1973	.290	59	42	14	
2002	5.88	16	36	53	5	1	3	456.1	568	373	298	173	397	125	14	54	1888	.301	40	37	9	
2003	4.91	24	32	56	4	2	9	493	590	333	269	197	350	121	14	39	1968	.300	47	42	10	
2004	5.86	24	30	54	2	2	3	478	617	386	311	176	370	130	6	51	1982	.311	42	39	7	
2005																						



YEARLY LEADERS

BATTING

Batting Average

1979	Mike Botkin	.333
1980	Jeff Shartzler	.341
1981	Bill Sandry	.373
1982	Mike Botkin	.368
1983	Brandt Ely	.422
1984	Randy Clark	.353
1985	Randy Clark	.357
1986	Terry Shumpert	.364
1987	Terry Shumpert	.376
1988	Vince Castaldo	.363
1989	Mark Blythe	.346
1990	Mike Harris	.371
1991	Mike Harris	.389
1992	Jeff Abbott	.376
1993	Eddie Brooks	.342
1994	Jeff Abbott	.445
1995	Chad Green	.350
1996	Paul Blandford	.403
1997	Josh Loggins	.338
1998	Josh Loggins	.384
1999	John Wilson	.360
2000	Andy Green	.368
2001	Gordon Tyler	.343
2002	Spencer Graeter	.317
2003	Brad Pickrell	.322
2004	Spencer Graeter	.332
2005	Shaun Lehmann	.352
2006	Ryan Strieby	.343
2007	Mike Brown	.369
2008	Sawyer Carroll	.419
2009	Chris Bisson	.360
2010	Lance Ray	.356
2011	Thomas McCarthy	.371
2012	Austin Cousino	.319
	Luke Maile	.319
2013	Kyle Barrett	.349
2014	AJ Reed	.336
2015	Ka'ai Tom	.375
2016	Evan White	.376
2017	Evan White	.373
2018	Kole Cottam	.352

At Bats

1979	Charles Long	160
1980	Jim Leopold	178
1981	Mike Botkin	211
1982	Mike Botkin	201
1983	Jeff Sikes	154
1984	Randy Clark	173
1985	Randy Clark	213
1986	Terry Shumpert	217
1987	Terry Shumpert	202
1988	Billy White	243
1989	Roger Gum	212
1990	Anthony Morrow	199
	Rick Norton	199
1991	Mike Harris	239
1992	Jeff Abbott	210
1993	Mark Bragga	240
1994	Mark Bragga	230
1995	Chad Green	263

1996	Chad Green	256
1997	Andy Green	219
1998	Josh Loggins	242
1999	Andy Green	244
2000	Andy Green	242
2001	Seth Morris	220
2002	Seth Morris	200
2003	Spencer Graeter	221
2004	Casey Gilvin	207
2005	John Shelby	224
2006	Ryan Strieby	233
2007	Sean Coughlin	221
2008	Keenan Wiley	254
2009	Chris Bisson	222
2010	Chad Wright	225
2011	Taylor Black	229
2012	Austin Cousino	260
2013	AJ Reed	214
2014	Austin Cousino	259
2015	Kyle Barrett	237
2016	Evan White	226
2017	Tristan Pompey	266
2018	Kole Cottam	219

Hits

1979	Mike Botkin	52
1980	Jeff Shartzler	58
1981	Bill Sandry	79
1982	Mike Botkin	74
1983	Jeff Sikes	50
1984	Randy Clark	61
1985	Randy Clark	76
1986	Terry Shumpert	79
1987	Terry Shumpert	76
1988	Vince Castaldo	86
1989	Mark Blythe	71
1990	Mike Harris	65
1991	Mike Harris	93
1992	Jeff Abbott	79
1993	Hindersman	86
1994	Jeff Abbott	102
1995	Chad Green	92
1996	Paul Blandford	94
1997	Josh Loggins	66
1998	Josh Loggins	93
1999	John Wilson	81
2000	Andy Green	89
2001	Mike Harrison	66
2002	Caleb Stewart	57
2003	Mike Breyman	64
	Spencer Graeter	64
2004	Caleb Stewart	72
2005	John Shelby	77
2006	Ryan Strieby	80
2007	Sean Coughlin	76
2008	Sawyer Carroll	98
2009	Chris Bisson	80
2010	Gunner Glad	72
2011	Thomas McCarthy	78
	Chad Wright	78
2012	Austin Cousino	83
2013	A.J. Reed	60
	J.T. Riddle	60
2014	Max Kuhn	84

2015	Kyle Barrett	84
2016	Evan White	85
2017	Tristan Pompey	96
2018	Kole Cottam	77

Runs

1979	Charles Long	41
1980	Jim Leopold	42
1981	Mike Botkin	50
1982	Mike Botkin	46
1983	Scott Knox	33
	Jeff Sikes	33
1984	Randy Clark	44
1985	Clint Arnold	50
1986	Terry Shumpert	60
1987	Terry Shumpert	64
1988	Billy White	74
1989	Mark Blythe	47
1990	Mike Harris	54
1991	Mike Harris	70
1992	Jeff Abbott	70
1993	Billy Thompson	50
1994	Jeff Abbott	68
1995	Chad Green	58
1996	Chad Green	71
1997	David Cheattle	48
1998	Josh Loggins	56
1999	John Wilson	59
2000	Andy Green	66
2001	Seth Morris	47
2002	Spencer Graeter	34
	Casey Gilvin	39
2004	Caleb Stewart	50
2005	Shaun Lehmann	57
2006	Antone DeJesus	67
2007	Mike Brown	68
2008	Collin Cowgill	80
2009	Chris Bisson	49
2010	Gunner Glad	49
2011	Taylor Black	43
2012	Austin Cousino	61
2013	Austin Cousino	42
2014	Max Kuhn	68
2015	Kyle Barrett	48
2016	Evan White	44
2017	Tristan Pompey	70
2018	Kole Cottam	54

Doubles

1979	Mark Hredzak	12
1980	Jeff Shartzler	14
1981	Bill Sandry	20
1982	Mike Botkin	24
1983	Brandt Ely	12
1984	Mike Agnich	11
	Randy Clark	11
1985	Clint Arnold	14
1986	Terry Shumpert	19
1987	Terry Shumpert	19
1988	Vince Castaldo	27
1989	Mark Blythe	15
1990	Vince Castaldo	11
	Mike Harris	11

	Rick Norton	11
	Darin Rieman	11
1991	Steve Phillips	16
1992	Brad Hindersman	19
1993	Eddie Brooks	19
1994	Jeff Abbott	24
1995	Chad Green	17
1996	Chip Rhea	21
1997	Josh Loggins	17
1998	Jason Colemire	23
1999	John Wilson	16
2000	Andy Green	18
2001	Mike Harrison	15
2002	Spencer Graeter	15
2003	Spencer Graeter	16
2004	Caleb Stewart	20
2005	Shaun Lehmann	20
2006	Ryan Strieby	22
2007	Sawyer Carroll	23
2008	Chris Wade	24
2009	Braden Kapteyn	11
2010	Chris Bisson	12
2011	Thomas McCarthy	19
2012	Austin Cousino	20
2013	Austin Cousino	12
2014	AJ Reed	18
2015	Ka'ai Tom	16
2016	Evan White	15
2017	Evan White	24
2018	Tristan Pompey	20

Triples

1979	Mike Botkin	4
	Charles Long	4
1980	Mark Hredzak	2
	Jim Leopold	2
1981	Mike Botkin	2
	Michael Harding	2
	Jeff Sikes	2
1982	Mike Botkin	1
	Jeff Sikes	1
1983	Tim Anderson	1
	Brandt Ely	1
	Kevin Gothard	1
	Kenneth Jackson	1
	Brad Walls	1
1984	Kevin Gothard	2
1985	Randy Clark	2
	Russ Schueler	2
1986	Russ Schueler	5
1987	Terry Shumpert	4
1988	Chris Estep	5
1989	Rick Norton	2
1990	Rick Norton	5
1991	Mike Harris	5
1992	Max Reitz	3
1993	Billy Thompson	4
1994	Mark Bragga	5
1995	Chad Green	4
1996	Chad Green	7
1997	David Cheattle	3
	Josh Loggins	3
1998	Josh Loggins	5
1999	Aaron McGlone	2



KENTUCKY

BASEBALL



John Wilson	2
2000 Andy Green	3
John Wilson	3
2001 Beau Moore	3
2002 Seth Morris	3
2003 Mike Breyman	2
2004 John Shelby	3
Caleb Stewart	3
2005 Antone DeJesus	5
2006 Antone DeJesus	3
Shaun Lehmann	3
2007 Jason Kipnis	5
2008 Sawyer Carroll	3
2009 Chris Bisson	3
2010 Andy Burns	2
Chad Wright	2
2011 Luke Maile	3
Chad Wright	3
2012 Austin Cousino	2
2013 A.J. Reed	2
J.T. Riddle	2
2014 Austin Cousino	4
2015 Kyle Barrett	3
2016 Evan White	3
Riley Mahan	3
2017 Marcus Carson	3
Riley Mahan	3
2018 Luke Becker	2

Home Runs

1979 Randy Gipson	11
Jeff Shartzter	11
1980 Jeff Shartzter	10
1981 Jeff Shartzter	15
1982 Bill Sandry	13
1983 Jeff Sikes	7
1984 Randy Clark	20
1985 Randy Clark	17
1986 Clint Arnold	12
1987 Mitch Knox	19
1988 Chris Estep	13
1989 Mark Blythe	15
1990 Vince Castaldo	8
Darin Rieman	8
1991 Mike Harris	20
Rick Norton	20
1992 Jeff Abbott	13
1993 Eddie Brooks	14
1994 Jeff Abbott	23
1995 Jay Tedesco	17
1996 Chad Green	12
1997 Josh Loggins	11
1998 Jason Colemire	15
Josh Loggins	15
1999 John Wilson	23
2000 John Wilson	18
2001 Seth Morris	14
2002 Seth Morris	12
2003 Mike Breyman	13
2004 Caleb Stewart	10
2005 John Shelby	10
2006 Ryan Strieby	20
2007 Sean Coughlin	13
2008 Collin Cowgill	19
Sawyer Carroll	19
2009 Marcus Nidiffer	10
2010 Gunner Glad	12
2011 Luke Maile	9

2012 Luke Maile	12
2013 AJ Reed	13
2014 AJ Reed	23
2015 JaVon Shelby	9
2016 JaVon Shelby	12
2017 Riley Mahan	15
2018 Kole Cottam	19

Runs Batted In

1979 Randy Gipson	46
1980 Daniel Pototsky	40
1981 Bill Sandry	52
1982 Mike Botkin	56
1983 Jeff Sikes	42
1984 Randy Clark	41
1985 Randy Clark	57
1986 Clint Arnold	60
1987 Mitch Knox	61
1988 Vince Castaldo	57
1989 Mark Blythe	47
1990 Vince Castaldo	48
1991 Rick Norton	72
1992 Weisberg	57
1993 Brad Hindersman	56
1994 Jeff Abbott	64
1995 Jay Tedesco	57
1996 Chip Rhea	61
1997 Jay Tedesco	43
1998 Josh Loggins	63
1999 John Wilson	56
2000 John Wilson	65
2001 Mike Harrison	39
2002 Seth Morris	42
2003 Mike Breyman	42
2004 Mike Breyman	44
2005 John Shelby	52
2006 Ryan Strieby	77
2007 Sean Coughlin	73
2008 Sawyer Carroll	83
2009 Chris Bisson	52
2010 Gunner Glad	45
2011 Braden Kapteyn	42
2012 Luke Maile	51
2013 AJ Reed	52
2014 AJ Reed	73
2015 Ka'ai Tom	51
2016 Evan White	40
2017 Riley Mahan	67
2018 Luke Heyer	57

Total Bases

1979 Jeff Shartzter	91
1980 Jeff Shartzter	104
1981 Bill Sandry	134
1982 Mike Botkin	124
1983 Jeff Sikes	77
1984 Steven Clark	132
1985 Steven Clark	141
1986 Terry Shumpert	132
1987 Mitch Knox	136
1988 Vince Castaldo	129
1989 Mark Blythe	133
1990 Mike Harris	99
1991 Mike Harris	174
1992 Jeff Abbott	140
1993 Eddy Books	142
1994 Jeff Abbott	203
1995 Jay Tedesco	138

1996 Chad Green	155
1997 Josh Loggins	122
1998 Josh Loggins	168
1999 John Wilson	170
2000 John Wilson	149
2001 Mike Harrison	113
2002 Seth Morris	101
2003 Mike Breyman	118
2004 Caleb Stewart	128
2005 John Shelby	125
2006 Ryan Strieby	164
2007 Sean Coughlin	137
2008 Sawyer Carroll	183
2009 Chris Bisson	101
2010 Gunner Glad	121
2011 Thomas McCarthy	122
2012 Austin Cousino	134
2013 AJ Reed	111
2014 AJ Reed	164
2015 Ka'ai Tom	114
2016 Evan White	121
2017 Riley Mahan	162
2018 Kole Cottam	146

Walks

1979 Randy Gipson	32
1980 Mark Hredzak	38
1981 Mike Botkin	35
1982 Mike Botkin	33
Mark Mangione	33
1983 Wayne Able	24
1984 Mike Agnich	32
1985 Clint Arnold	32
1986 Clint Arnold	30
1987 Chris Estep	40
1988 Vince Castaldo	45
1989 Mike Harris	34
Darin Rieman	34
1990 Vince Castaldo	36
1991 Manny Cervantes	44
1992 Max Reitz	42
1993 Mark Michael	40
1994 Mark Bragga	29
1995 Paul Blandford	43
1996 Pete Pryor	36
1997 Jay Tedesco	29
1998 David Cheattle	48
1999 Aaron McGlone	41
2000 John Wilson	41
2001 Mike Harrison	31
2002 Spencer Graeter	28
2003 Mike Breyman	35
2004 Spencer Graeter	35
2005 Michael Bertram	41
2006 Ryan Strieby	46
2007 Brian Spear	53
2008 Collin Cowgill	49
2009 Chris Bisson	20
2010 Chris Bisson	28
2011 Chad Wright	23
2012 Luke Maile	34
2013 Max Kuhn	37
2014 AJ Reed	49
2015 JaVon Shelby	38
2016 JaVon Shelby	29
2017 Tristan Pompey	46
2018 Trey Dawson	39

Strikeouts

1979 Mark Hredzak	17
1980 Jim Leopold	33
1981 Jim Leopold	34
1982 Jeff Sikes	27
1983 Wayne Able	21
1984 Wayne Able	27
1985 Kevin Gothard	33
1986 Clint Arnold	31
1987 Darin Rieman	41
1988 Chris Estep	67
1989 Darin Rieman	45
1990 Darin Rieman	48
1991 Steve Phillips	54
1992 Jan Weisberg	36
1993 Pookie Jones	70
1994 Pookie Jones	57
1995 Pete Pryor	63
1996 Chip Rhea	65
1997 Josh Loggins	44
Jay Tedesco	44
1998 Andy Bendix	51
Mark Murphy	51
1999 Breck Price	49
2000 Seth Morris	59
2001 Seth Morris	54
2002 Seth Morris	59
2003 Casey Gilvin	40
2004 John Shelby	46
2005 Billy Grace	52
2006 Collin Cowgill	53
2007 Sean Coughlin	45
2008 Brian Spear	62
2009 Marcus Nidiffer	44
2010 Andy Burns	44
2011 Luke Maile	49
2012 AJ Reed	51
2013 Austin Cousino	46
2014 Max Kuhn	49
2015 JaVon Shelby	51
2016 JaVon Shelby	67
2017 Riley Mahan	56
Tristan Pompey	56
2018 Trey Dawson	50

Stolen Bases

1979 Charles Long	19
1980 Mark Hredzak	8
1981 Mike Botkin	19
1982 Bill Barker	12
1983 Terry Ryan	11
1984 Randy Clark	7
Brandt Ely	7
1985 Kevin Gothard	15
1986 Terry Shumpert	28
1987 Terry Shumpert	32
1988 Vince Castaldo	19
1989 Roger Gum	12
Anthony Morrow	12
Billy White	12
1990 Anthony Morrow	35
1991 Mike Harris	19
1992 Mark Michael	11
1993 Mark Michael	26
1994 Chad Green	17
1995 Chad Green	54
1996 Chad Green	55
1997 Andy Green	20



KENTUCKY

BASEBALL



1998	Andy Green	13
1999	Beau Moore	24
2000	Andy Green	27
2001	Beau Moore	19
2002	Spencer Graeter	7
2003	Joe Naill	14
2004	John Shelby	7
2005	John Shelby	23
2006	John Shelby	12
2007	Antone DeJesus	16
2008	Collin Cowgill	23
2009	Chris Wade	14
2010	Chris Bisson	32
2011	Chad Wright	16
2012	Austin Cousino	15
2013	Austin Cousino	14
2014	Austin Cousino	19
2015	Ka'ai Tom	15
2016	Evan White	10
2017	Zach Reks	15
2018	Tristan Pompey	10
	Luke Becker	10

Earned Run Average

1979	Joe Georger	2.86
1980	Jeff Keener	3.39
1981	Jeff Keener	0.51
1982	Paul Kilgus	3.51
1983	Paul Kilgus	2.39
1984	Jay Ray	2.04
1985	Jeff Hellman	3.05
1986	David Voit	3.72
1987	Steve Culkar	2.55
1988	David Voit	2.48
1989	Tom Deller	4.55
1990	Rodney Bolton	2.90
1991	Matt Fisher	2.86
1992	Mark Thompson	3.09
1993	Troy Trumbo	3.45
1994	Paul Morse	3.08
1995	Scott Downs	3.30
1996	Adam Milburn	3.17
1997	Scott Downs	5.11
1998	Josh Paxton	5.92
1999	Nathan Kent	4.79
2000	Scott Wade	4.00
2001	Jon Hooker	3.23
2002	Bryan Felkel	4.46
2003	Kalen Gibson	3.41
2004	Aaron Tennyson	3.91
2005	Aaron Tennyson	4.59
2006	Dewayne Oxford	2.35
2007	Aaron Lovett	2.20
2008	Mike Kaczmarek	2.13
2009	Chris Rusin	4.20
2010	Logan Darnell	5.62
2011	Alex Meyer	2.94
2012	Corey Littrell	2.74
2013	Chandler Shepherd	2.77
2014	AJ Reed	2.09
2015	Zack Brown	3.48
2016	Dustin Beggs	3.01
2017	Zack Thompson	3.45
2018	Sean Hjelle	3.44

Wins

1979	Joe Georger	12
1980	Jeff Keener	7
1981	Jeff Keener	13
1982	Paul Kilgus	6

	Jay Ray	6
1983	Paul Kilgus	6
1984	Jay Ray	6
1985	Jay Ray	6
1986	Vince Tyra	7
1987	Matthew Coleman	10
1988	Doug Sutton	8
	David Voit	8
1989	Rodney Bolton	6
	Matthew Coleman	6
1990	Rodney Bolton	8
1991	Scott Smith	8
1992	Mark Thompson	8
1993	Lorhn Frazier	8
1994	Adam Shadburne	7
1995	Adam Milburn	6
1996	Adam Shadburne	8
1997	Scott Downs	7
1998	Josh Paxton	5
1999	Josh Paxton	6
2000	Scott Wade	7
	Brandon Webb	7
2001	Rob Corrado	5
2002	Joe Blanton	5
2003	Scott Wade	7
2004	Seth Stanley	6
2005	Aaron Tennyson	6
2006	Greg Dombrowski	10
2007	Andrew Albers	6
2008	Andrew Albers	7
2009	Chris Rusin	7
2010	Logan Darnell	5
	Alex Meyer	5
2011	Alex Meyer	7
2012	Corey Littrell	9
2013	Corey Littrell	6
	Jerad Grundy	6
2014	AJ Reed	12
2015	Dustin Beggs	7
2016	Dustin Beggs	9
2017	Sean Hjelle	11
2018	Sean Hjelle	7
	Justin Lewis	7

Losses

1979	Tim Brandenburg	7
1980	Tim Brandenburg	4
	Jeff Keener	4
	Jeff Parrett	4
1981	Mark Martin	4
1982	Jeff Parrett	12
1983	Paul Kilgus	5
1984	Paul Kilgus	7
1985	Jay Ray	6
1986	Vince Tyra	7
1987	Tom Deller	6
1988	Vince Tyra	5
1989	Matthew Coleman	7
1990	Larry Luebbers	8
1991	Mark Thompson	5
1992	Rodney Henderson	7
1993	Scott Smith	9
1994	Brian Reed	5
	Troy Trumbo	5
	Curtis Whitney	5
1995	Curtis Whitney	6
1996	Aaron Acuff	5
1997	Scott Downs	8

1998	Jason Chaney	5
1999	Brandon Webb	8
2000	Scott Wade	7
2001	Scott Wade	9
2002	Scott Wade	9
2003	Scott Wade	7
2004	Craig Snipp	8
2005	Andrew Albers	6
2006	Craig Snipp	5
2007	Andrew Albers	5
2008	Andrew Albers	4
	Scott Green	4
2009	Logan Darnell	6
2010	Taylor Rogers	7
2011	Taylor Rogers	7
2012	Taylor Rogers	4
2013	AJ Reed	8
2014	Chandler Shepherd	5
	Andrew Nelson	5
2015	Zack Brown	6
2016	Zack Brown	11
2017	Logan Salow	6
2018	Sean Hjelle	5

Appearances

1979	Joe Georger	20
1980	Jeff Keener	16
1981	Jeff Keener	24
1982	Jeff Parrett	22
1983	Jay Ray	16
1984	Chris Carroll	19
1985	Jack Savage	21
1986	Steve Culkar	18
1987	Jon Hudson	21
1988	David Voit	34
1989	Tom Deller	18
1990	Lorhn Frazier	24
1991	Lorhn Frazier	26
1992	Lorhn Frazier	29
1993	Brian Reed	30
1994	Adam Shadburne	28
1995	Adam Milburn	27
1996	Scott Downs	25
1997	Aaron Acuff	23
	Matt Borne	23
1998	Ben Shaffar	25
1999	Josh Paxton	26
2000	Jon Hooker	28
2001	Joe Blanton	22
	Jon Hooker	22
2002	Mark Galvin	22
2003	Kalen Gibson	26
	Matt Scott	26
2004	Matt Scott	32
2005	Brock Baber	27
2006	Matt Robinson	22
2007	James Paxton	25
2008	Andrew Albers	31
2009	Logan Darnell	28
2010	Matt Little	24
2011	Alex Phillips	28
2012	Alex Phillips	30
2013	Walter Wijas	27
2014	Spencer Jack	26
2015	Zach Strecker	25
2016	Zach Strecker	22
2017	Logan Salow	31
2018	Jimmy Ramsey	26

Games Started

1979	Joe Georger	16
1980	Tim Brandenburg	10
1981	Mark Martin	12
1982	Paul Kilgus	13
	Jeff Parrett	13
1983	Paul Kilgus	12
1984	Jeff Hellman	11
	Jay Ray	11
1985	Jay Ray	12
1986	Vince Tyra	14
1987	Matthew Coleman	13
1988	Doug Sutton	16
1989	Matthew Coleman	14
1990	Rodney Bolton	14
	Larry Luebbers	14
1991	Scott Smith	15
1992	Rodney Henderson	13
	Scott Smith	13
1993	Scott Smith	16
1994	Brian Reed	15
1995	Greg Reid	14
1996	Aaron Acuff	12
	Scott Downs	12
1997	Scott Downs	16
1998	Jason Chaney	14
	Brandon Webb	14
1999	Nathan Kent	18
2000	Scott Wade	18
2001	Rob Corrado	15
	Scott Wade	15
2002	Joe Blanton	14
2003	Scott Wade	16
2004	Seth Stanley	15
2005	Andrew Albers	14
	Kalen Gibson	14
2006	Greg Dombrowski	15
	Craig Snipp	15
	Aaron Tennyson	15
2007	Andrew Albers	15
2008	Greg Dombrowski	15
2009	Chris Rusin	13
	James Paxton	13
2010	Taylor Rogers	14
2011	Alex Meyer	14
2012	Jerad Grundy	16
	Corey Littrell	16
2013	Corey Littrell	14
	AJ Reed	14
	Jerad Grundy	14
2014	AJ Reed	16
2015	Zack Brown	14
	Dustin Beggs	14
2016	Dustin Beggs	14
	Zack Brown	14
	Kyle Cody	14
2017	Sean Hjelle	17
2018	Sean Hjelle	14

Complete Games

1979	Joe Georger	11
1980	Tim Brandenburg	7
1981	Paul Kilgus	3
1982	Paul Kilgus	6
1983	Paul Kilgus	5
1984	Jay Ray	5
1985	Jay Ray	5
1986	Doug Sutton	3



KENTUCKY®

BASEBALL



Vince Tyra	3
1987 Matthew Coleman	4
1988 Doug Sutton	5
1989 Rodney Bolton	6
1990 Rodney Bolton	8
1991 Scott Smith	5
1992 Mark Thompson	4
1993 Scott Smith	6
1994 Brian Reed	2
1995 Curtis Whitney	3
1996 Scott Downs	4
1997 Scott Downs	7
1998 none	
1999 Nathan Kent	7
2000 Brandon Webb	3
2001 Scott Wade	4
2002 Joe Blanton	3
2003 Heath Castle	2
Scott Wade	2
2004 James Rodriguez	1
Seth Stanley	1
2005 Andrew Albers	1
Greg Dombrowski	1
Aaron Tennyson	1
2006 Greg Dombrowski	3
Craig Snipp	3
2007 Chris Rusin	2
2008 Chris Rusin	2
2009 Chris Rusin	4
2010 Logan Darnell	1
Taylor Rogers	1
2011 Alex Meyer	4
2012 none	
2013 none	
2014 AJ Reed	1
2015 Zack Brown	3
2016 Dustin Beggs	2
2017 Sean Hjelle	1
Justin Lewis	1
2018 none	

Saves

1979 Kerry Jolly	4
1980 Jeff Parrett	2
1981 Bob Silvanik	6
1982 Chris Carroll	1
Jeff Parrett	1
1983 Jay Ray	2
1984 Chris Carroll	2
Jack Savage	2
1985 Jack Savage	7
1986 Darrell Conley	2
David Voit	2
1987 Steve Culkar	3
Jon Hudson	3
1988 David Voit	7
1989 Tom Deller	4
1990 Rodney Bolton	2
1991 Lornh Frazier	3
Brian Reed	3
1992 Lornh Frazier	7
1993 Paul Morse	8
1994 Paul Morse	5
1995 Jason Jenkins	2
Adam Milburn	2
Mike Pozun	2
Adam Shadburne	2
Sam Taylor	2
1996 Adam Shadburne	5
1997 Matt Borne	4

1998 David Cheatle	3
1999 Breck Price	3
2000 Jon Hooker	4
2001 Jon Hooker	5
2002 Casey Gilvin	1
Cory Hahn	1
Craig Snipp	1
2003 Kalen Gibson	4
2004 Matt Scott	2
2005 Brock Baber	5
2006 Andrew Albers	7
2007 Aaron Lovett	7
2008 Andrew Albers	5
2009 Braden Kapteyn	4
2010 Matt Little	7
2011 Mike Kaczmarek	4
2012 Trevor Gott	9
2013 Trevor Gott	12
2014 Kyle Cody	5
2015 Spencer Jack	5
2016 Sean Hjelle	8
2017 Logan Salow	12
2018 Chris Machamer	10

Innings Pitched

1979 Joe Georger	104
1980 Jeff Keener	77
1981 Mark Martin	78.2
1982 Paul Kilgus	89.2
1983 Paul Kilgus	75.1
1984 Jay Ray	80
1985 Joseph Farmer	80.2
Jay Ray	80.2
1986 Vince Tyra	78.1
1987 Matthew Coleman	84.2
1988 Doug Sutton	95.1
1989 Rodney Bolton	87
1990 Rodney Bolton	111.2
1991 Scott Smith	96.1
1992 Mark Thompson	90.1
1993 Lornh Frazier	103.2
1994 Brian Reed	104.2
1995 Greg Reid	83
1996 Adam Shadburne	78.1
1997 Scott Downs	105.2
1998 Josh Paxton	73
1999 Nathan Kent	126
2000 Brandon Webb	112.2
2001 Scott Wade	103
2002 Joe Blanton	100
2003 Scott Wade	89.1
2004 Kalen Gibson	74.2
2005 Andrew Albers	80.2
2006 Craig Snipp	106
2007 Chris Rusin	86.1
2008 Chris Rusin	83.2
2009 Chris Rusin	94.1
2010 Taylor Rogers	83
2011 Alex Meyer	101
2012 Corey Littrell	98.2
2013 Corey Littrell	94.1
2014 AJ Reed	112
2015 Dustin Beggs	93.2
2016 Dustin Beggs	90.2
2017 Sean Hjelle	108.2
2018 Sean Hjelle	99.1

Hits

1979 Joe Georger	95
1980 Jeff Keener	53
Mark Martin	53
1981 Mark Martin	83
1982 Jeff Parrett	100

1983 Paul Kilgus	64
1984 Jay Ray	74
1985 Joseph Farmer	90
1986 Vince Tyra	89
1987 Tom Deller	88
1988 Doug Sutton	100
1989 Matthew Coleman	104
1990 Rodney Bolton	101
1991 Scott Smith	100
1992 Scott Smith	104
1993 Lornh Frazier	122
1994 Brian Reed	105
1995 Greg Reid	102
1996 Adam Shadburne	94
1997 Scott Downs	114
1998 Brandon Webb	95
1999 Nathan Kent	139
2000 Brandon Webb	123
2001 Scott Wade	117
2002 Scott Wade	99
2003 Scott Wade	128
2004 Seth Stanley	108
2005 Andrew Albers	89
Aaron Tennyson	89
2006 Craig Snipp	125
2007 Greg Dombrowski	102
2008 Greg Dombrowski	106
2009 Chris Rusin	95
2010 Taylor Rogers	108
2011 Taylor Rogers	97
2012 Corey Littrell	104
2013 AJ Reed	100
2014 AJ Reed	98
2015 Zack Brown	87
2016 Zack Brown	106
2017 Sean Hjelle	99
2018 Sean Hjelle	87

Runs

1979 Tim Brandenburg	53
1980 Jeff Keener	33
1981 Mark Martin	52
1982 Jeff Parrett	91
1983 Paul Kilgus	35
1984 Jeff Hellman	41
1985 Joseph Farmer	61
1986 Vince Tyra	71
1987 Tom Deller	58
1988 Doug Sutton	65
1989 Matthew Coleman	74
1990 Larry Luebbers	53
1991 Rodney Henderson	78
1992 Scott Smith	72
1993 Lornh Frazier	65
1994 Troy Trumbo	74
1995 Greg Reid	58
1996 Adam Shadburne	57
1997 Scott Downs	71
1998 Brandon Webb	73
1999 Nathan Kent	88
2000 Brandon Webb	68
2001 Rob Corrado	70
2002 Scott Wade	76
2003 Scott Wade	78
2004 Seth Stanley	73
2005 Kalen Gibson	61
2006 Aaron Tennyson	59
2007 Chris Rusin	58
2008 Greg Dombrowski	44
2009 James Paxton	52
2010 Taylor Rogers	68
2011 Corey Littrell	63
2012 Taylor Rogers	49

2013 Jerad Grundy	50
2014 Chandler Shepherd	44
2015 Dustin Beggs	45
2016 Zack Brown	63
2017 Zach Logue	53
2018 Sean Hjelle	43

Earned Runs

1979 Tim Brandenburg	44
Timothy Terry	44
1980 Jeff Keener	29
1981 Mark Martin	42
1982 Jeff Parrett	65
1983 Jay Ray	21
1984 Jeff Hellman	30
Paul Kilgus	30
1985 Joseph Farmer	50
1986 Vince Tyra	51
1987 Tom Deller	42
1988 Doug Sutton	57
1989 Matthew Coleman	66
1990 Larry Luebbers	46
1991 Rodney Henderson	63
1992 Scott Smith	57
1993 Lornh Frazier	56
1994 Troy Trumbo	58
1995 Greg Reid	52
1996 Adam Shadburne	48
1997 Scott Downs	60
1998 Brandon Webb	65
1999 Nathan Kent	67
2000 Brandon Webb	57
2001 Rob Corrado	61
2002 Scott Wade	54
2003 Scott Wade	55
2004 Seth Stanley	57
2005 Andrew Albers	47
2006 Aaron Tennyson	45
2007 Chris Rusin	47
2008 Greg Dombrowski	36
2009 James Paxton	51
2010 Taylor Rogers	59
2011 Corey Littrell	53
2012 Taylor Rogers	45
2013 Jerad Grundy	45
2014 Dylan Dwyer	34
2015 Dustin Beggs	38
2016 Zack Brown	57
2017 Zach Logue	48
2018 Sean Hjelle	38

Walks

1979 Timothy Terry	60
1980 Jeff Keener	54
1981 Jeff Keener	46
1982 Jeff Parrett	78
1983 Jeff Parrett	33
1984 Jay Ray	34
1985 Joseph Farmer	49
1986 Vince Tyra	43
1987 Matthew Coleman	38
1988 Doug Sutton	61
1989 Matthew Coleman	53
1990 Rodney Bolton	36
Rodney Henderson	36
1991 Rodney Henderson	63
1992 Mark Thompson	39
1993 Troy Trumbo	45
1994 Brian Reed	46
1995 Greg Reid	56
1996 Aaron Acuff	43
1997 Scott Downs	45
1998 Matt Borne	40



KENTUCKY®

BASEBALL



1999	Ben Shaffar	55
2000	Brandon Webb	41
2001	Joe Blanton	37
2002	Joe Blanton	37
2003	Heath Castle	40
2004	Kalen Gibson	38
2005	Kalen Gibson	37
2006	Aaron Tennyson	26
2007	Chris Rusin	35
2008	Clint Tilford	27
2009	Alex Meyer	45
2010	Alex Meyer	36
2011	Alex Meyer	46
2012	Jerad Grundy	36
2013	Corey Littrell	35
2014	AJ Reed	29
2015	Zack Brown	38
2016	Zack Brown	34
2017	Zack Thompson	38
2018	Justin Lewis	27

Strikeouts

1979	Joe Georger	76
1980	Jeff Keener	74
1981	Jeff Keener	87
1982	Jeff Parrett	70
1983	Jay Ray	58
1984	Paul Kilgus	55
1985	Jay Ray	78
1986	Vince Tyra	60
1987	Doug Sutton	57
1988	Jon Hudson	73
1989	Rodney Bolton	85
1990	Rodney Bolton	121
1991	Rodney Henderson	75
1992	Rodney Henderson	81
1993	Brian Reed	112
1994	Brian Reed	113
1995	Scott Downs	102
1996	Scott Downs	92
1997	Scott Downs	99
1998	Matt Borne	68
1999	Nathan Kent	116
2000	Brandon Webb	123
2001	Cory Hahn	60
2002	Joe Blanton	133
2003	Scott Wade	63
2004	Kalen Gibson	61
	James Rodriguez	61
2005	Kalen Gibson	43
2006	Craig Snipp	83
2007	Chris Rusin	76
2008	Chris Rusin	65
2009	James Paxton	115
2010	Alex Meyer	63
2011	Alex Meyer	110
2012	Corey Littrell	87
2013	Corey Littrell	77
2014	AJ Reed	71
2015	Dustin Beggs	75
2016	Dustin Beggs	80
2017	Sean Hjelle	102
2018	Justin Lewis	92



KENTUCKY® BASEBALL



UK IN THE MLB DRAFT



Draftees

Year	Rd	Over	Name	Pos	Organization
1965	3	44	Jim Monin	SS	Houston Astros
1973*	9	135	Ron Sciarro	P	Pittsburgh Pirates
1973	8	191	Derek Bryant	OF	Oakland Athletics
1974	20	454	John Bowling	P	Pittsburgh Pirates
1975^	1	5	Everett Murray	OF	Baltimore Orioles
1975	17	395	Marv Foley	C	Chicago White Sox
1975	27	604	Steve Bush	SS	Chicago Cubs
1977	11	277	Leroy Robbins	OF	Oakland Athletics
1978	17	423	Steve Roberts	OF	San Francisco Giants
1979	14	339	Joe Georger	P	Seattle Mariners
1979	21	524	Steven Roberts	3B	Oakland Athletics
1981	7	162	Jeff Keener	P	St. Louis Cardinals
1981	27	670	Jim Leopold	P/OF	San Diego Padres
1982	12	302	Mike Botkin	OF	Houston Astros
1982	16	410	Mark Mangione	SS	Los Angeles Dodgers
1982	21	537	Jeff Parrett	P	Montreal Expos
1982	23	584	Bill Sandry	1B	Chicago White Sox
1983	9	236	Jeff Parrett	P	Milwaukee Brewers
1984	18	470	Dan Seihorst	C	Chicago White Sox
1984	43	821	Paul Kilgus	P	Texas Rangers
1985	8	194	Jack Savage	P	Los Angeles Dodgers
1985	13	332	Joe Farmer	P	St. Louis Cardinals
1985	15	376	Jay Ray	P	Los Angeles Dodgers
1985	27	700	Chris Carroll	P	New York Yankees
1985	28	706	Rick Campbell	SS	Cincinnati Reds
1986	16	408	Russ Schueler	SS	Montreal Expos
1986	29	707	Steve Culkar	P	Pittsburgh Pirates
1987	2	41	Terry Shumpert	2B	Kansas City Royals
1987	14	350	Steve Culkar	P	Baltimore Orioles
1987	40	1008	Don Ray	OF	Kansas City Royals
1988	7	181	Doug Sutton	P	Minnesota Twins
1988	12	304	Chris Estep	OF	Pittsburgh Pirates
1988	19	497	Dave Voit	P	Milwaukee Brewers
1988	20	520	Jon Hudson	P	New York Mets
1988	33	848	John Marshall	1B/3B	Philadelphia Phillies
1989	3	68	Billy White	SS	Chicago Cubs
1989	14	350	Sam Taylor	OF	Philadelphia Phillies
1989	31	796	Steve Dixon	LHP	St. Louis Cardinals
1989	39	1016	Matt Coleman	P	Detroit Tigers
1989	40	1040	Tom Deiler	P	Pittsburgh Pirates
1990	8	210	Larry Luebbers	P	Cincinnati Reds
1990	13	337	Rod Bolton	P	Chicago White Sox
1990	18	467	Brandon Wilson	SS	Chicago White Sox
1990	33	867	Vince Castaldo	3B	Milwaukee Brewers
1991	4	105	Mike Harris	1B	Milwaukee Brewers
1991	5	142	Billy Vanlandingham	P	San Francisco Giants
1991	18	490	Rick Norton	3B	Oakland Athletics
1992	2	41	Rod Henderson	P	Montreal Expos
1992	2	65	Mark Thompson	P	Colorado Rockies
1993	22	613	Billy Thompson	C	Detroit Tigers
1993	23	651	Jeff Michael	SS	Baltimore Orioles
1993	32	899	Scott Smith	P	Texas Rangers
1993	32	901	Jeff Abbott	OF	Chicago White Sox
1994	4	117	Jeff Abbott	OF	Chicago White Sox
1994	5	130	Eddie Brooks	2B	Pittsburgh Pirates
1994	14	378	Pookie Jones	OF	Colorado Rockies
1994	19	519	Paul Morse	P	Minnesota Twins
1996	1	8	Chad Green	OF	Milwaukee Brewers
1996	10	280	Paul Blandford	2B	Montreal Expos
1996	19	572	Adam Milbum	P	Atlanta Braves
1996	25	736	Adam Shadburne	P	Philadelphia Phillies
1996	26	767	Pete Pryor	1B	Chicago White Sox
1997	3	94	Scott Downs	P	Chicago Cubs
1997	8	248	Matt Borno	RHP	Cincinnati Reds



Former Kentucky All-American first baseman Evan White became the sixth first-round pick in program history when the Seattle Mariners selected him 17th overall in 2017.



Former UK infielder Andy Green was drafted by the Arizona Diamondbacks in 2000 and appeared in 136 games with the club from 2004-06. Green is now the manager of the San Diego Padres.



KENTUCKY

BASEBALL



Draftees

Year	Rd	Over	Name	Pos	Organization
1997	9	270	Kenny Miller	SS	New York Mets
1998	6	179	John Borne	P	Chicago White Sox
1998	11	322	Josh Loggins	OF	San Diego Padres
1999	6	200	Benjamin Shaffar	P	Chicago Cubs
1999	15	449	John Wilson	C	Minnesota Twins
1999	49	1453	James Kent	P	Atlanta Braves
2000	8	249	Brandon Webb	P	Arizona Diamondbacks
2000	11	335	John Wilson	C	New York Mets
2000	24	729	Andy Green	2B	Arizona Diamondbacks
2000	40	1205	Jon Hooker	P	Cleveland Indians
2001	13	379	Vince Harrison	3B	Tampa Bay Devil Rays
2002	1	24	Joe Blanton	P	Oakland Athletics
2002	21	630	Seth Morris	OF	Chicago White Sox
2002	30	892	Robert Corrado	P	Texas Rangers
2003	16	484	Heath Castle	P	New York Yankees
2004	12	361	Shane Boyd	P	Minnesota Twins
2004	22	644	Caleb Stewart	OF	New York Mets
2006	4	112	Ryan Strieby	1B	Detroit Tigers
2006	5	165	John Shelby	2B	Chicago White Sox
2006	22	666	Aaron Tennyson	P	Minnesota Twins
2006	28	840	Zach Dials	P	Toronto Blue Jays
2006	39	1162	Michael Bertram	3B	Detroit Tigers
2006	42	1257	Sean Coughlin	C	Arizona Diamondbacks
2007	13	403	Sean Coughlin	C	Arizona Diamondbacks
2007	15	474	Scott Green	P	Boston Red Sox
2007	16	502	Antone DeJesus	OF	St. Louis Cardinals
2007	18	550	Sawyer Carroll	1B/OF	Washington Nationals
2007	29	900	Collin Cowgill	OF	Oakland Athletics
2008	3	99	Scott Green	P	Detroit Tigers
2008	3	111	Sawyer Carroll	OF/1B	San Diego Padres
2008	5	168	Collin Cowgill	OF	Arizona Diamondbacks
2008	10	315	Andrew Albers	P	San Diego Padres
2008	23	694	Chris Rusin	P	Oakland Athletics
2008	23	710	Ryan Wilkes	SS	New York Yankees
2008	41	1244	Tyler Howe	C	Chicago White Sox
2009	1	37	James Paxton	LHP	Toronto Blue Jays
2009	4	140	Chris Rusin	LHP	Chicago Cubs
2009	11	338	Chris Wade	SS	Florida Marlins
2009	31	931	Clint Tilford	RHP	Colorado Rockies
2010	4	124	Chris Bisson	2B	San Diego Padres
2010	4	132	James Paxton	LHP	Seattle Mariners
2010	6	195	Logan Darnell	LHP	Minnesota Twins
2010	8	265	Lance Ray	OF/1B	Minnesota Twins
2010	28	859	Taylor Black	SS	St. Louis Cardinals
2010	31	943	Matt Little	RHP	Detroit Tigers
2011	1	23	Alex Meyer	RHP	Washington Nationals
2011	9	287	Chad Wright	OF	Detroit Tigers
2011	15	472	Braden Kapteyn	RHP	Boston Red Sox
2011	16	511	Taylor Black	SS	Philadelphia Phillies
2011	23	692	Jordan Cooper	RHP	Pittsburgh Pirates
2011	37	1137	Michael Williams	C	San Francisco Giants
2012	8	255	Brian Adams	OF	San Diego Padres
2012	8	272	Luke Maile	C	Tampa Bay Rays
2012	11	340	Taylor Rogers	LHP	Minnesota Twins
2012	18	561	Thomas McCarthy	3B	Chicago White Sox
2012	20	620	Tim Peterson	RHP	New York Mets
2012	21	664	Alex Phillips	LHP	Detroit Tigers
2012	23	707	Cameron Flynn	OF	Miami Marlins
2012	26	820	Jerad Grundy	LHP	Minnesota Twins
2012	30	932	Michael Williams	C	Tampa Bay Rays
2013	5	143	Corey Littrell	LHP	Boston Red Sox
2013	6	178	Trevor Gott	RHP	San Diego Padres
2013	10	311	Jerad Grundy	LHP	Oakland Athletics
2013	13	382	J.T. Riddle	SS	Miami Marlins
2014	2	42	AJ Reed	1B	Houston Astros
2014	3	80	Austin Cousino	CF	Seattle Mariners
2014	13	402	Max Kuhn	3B	Oakland Athletics

2014	13	404	Chandler Shepherd	RHP	Boston Red Sox
2014	22	670	Micheal Thomas	C	Detroit Tigers
2015	2	73	Kyle Cody	RHP	Minnesota Twins
2015	5	154	Ka'ai Tom	OF	Cleveland Indians
2015	15	446	Kyle Barrett	OF	Miami Marlins
2015	32	959	Dustin Beggs	RHP	New York Mets
2015	39	1178	Greg Fettes	C	Oakland Athletics
2016	5	141	Zack Brown	RHP	Milwaukee Brewers
2016	5	142	JaVon Shelby	3B	Oakland Athletics
2016	6	189	Kyle Cody	RHP	Texas Rangers
2016	16	473	Dustin Beggs	RHP	Miami Marlins
2017	1	17	Evan White	1B	Seattle Mariners
2017	3	89	Riley Mahan	IF	Miami Marlins
2017	6	171	Logan Salow	LHP	Oakland Athletics
2017	7	220	Zach Pop	RHP	Los Angeles Dodgers
2017	9	279	Zach Logue	LHP	Toronto Blue Jays
2017	10	310	Zach Reks	OF	Los Angeles Dodgers
2017	11	319	Justin Lewis	RHP	Tampa Bay Rays
2017	23	700	Connor Heady	IF	Los Angeles Dodgers
2018	2	45	Sean Hjelle	RHP	San Francisco Giants
2018	3	89	Tristan Pompey	OF	Miami Marlins
2018	4	130	Kole Cottam	C/1B	Boston Red Sox
2018	6	182	Zach Haake	RHP	Kansas City Royals
2018	8	254	Luke Heyer	IF	Los Angeles Dodgers
2018	9	261	Luke Becker	IF	San Diego Padres
2018	12	369	Justin Lewis	RHP	Arizona Diamondbacks
2018	15	462	Trey Dawson	IF	Houston Astros
2018	16	490	Chris Machamer	RHP	Boston Red Sox
2018	23	686	Troy Squires	C/1B	Toronto Blue Jays
2018	32	947	Ben Aklinski	OF	Philadelphia Phillies
2018	32	971	Alec Maley	RHP	Washington Nationals
2018	40	1197	Andrew Miller	LHP	Miami Marlins

* taken in January draft; ^ taken in June secondary draft

FREE AGENT SIGNEES

1980	Mark Hredzak	Montreal Expos
1984	Scott Knox	Pittsburgh Pirates
1985	Wayne Able	Montreal Expos
1985	Randy Clark	Pittsburgh Pirates
1985	Jeff Hellman	New York Yankees
1985	Jim Leyritz	New York Yankees
1986	Tim Swob	Cincinnati Reds
1987	Lee Upshaw	Atlanta Braves
1988	Robbie Buchanan	Kansas City Royals
1989	Roy Bailey	St. Louis Cardinals
1991	Manny Cervantes	Seattle Mariners
1991	Steve Phillips	New York Yankees
1992	Tom Froning	Milwaukee Brewers
1992	Jeff Norman	Kansas City Royals
1992	Steve Zonger	Oakland Athletics
1993	Junior Braddy	Boston Red Sox
1994	Matt Bragga	Cincinnati Reds
1994	Brian Reed	St. Louis Cardinals
1996	Chip Rhea	Arizona Diamondbacks
2001	Jon Hooker	Chicago White Sox
2003	Caleb Brock	Cleveland Indians
2005	J.P. Lowen	Kansas City Royals
2006	Adam Revelette	Minnesota Twins
2006	Matt Robinson	Cleveland Indians
2008	Greg Dombrowski	Cincinnati Reds
2010	Gunner Glad	Minnesota Twins
2010	Marcus Nidiffer	Houston Astros
2010	Keenan Wiley	Atlanta Braves
2011	Neiko Johnson	Houston Astros
2014	Matt Reid	Tampa Bay Rays
2016	Joe Dudek	Kansas City Royals
2016	Zach Strecker	Minnesota Twins

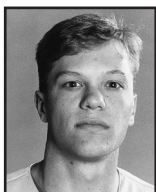


WILDCATS IN MLB




Andrew Albers • 2005-08

MLB SEASONS: 2013, 2015-17
POSITION: Left-handed Pitcher
TEAMS: Minnesota (2013, 16); Toronto (2015), Seattle (2017)




Jeff Abbott • 1991-92, 94

MLB SEASONS: 1997-2001
POSITION: Outfielder
TEAMS: Chicago White Sox (1997-2000); Florida (2001)




Joe Blanton • 2000-02

MLB SEASONS: 2004-13, 2015-17
POSITION: Right-handed Pitcher
TEAMS: Oakland (2004-08); Philadelphia (2008-12); LA Dodgers (2012, 16); LA Angels (2013); Kansas City (2015); Pittsburgh (2015); Washington (2017)




Rodney Bolton • 1989-90

MLB SEASONS: 1993, 95
POSITION: Right-handed Pitcher
TEAMS: Chicago White Sox



Derek Bryant • 1970-73

MLB SEASONS: 1979
POSITION: Outfielder
TEAMS: Oakland




Collin Cowgill • 2005-08

MLB SEASONS: 2011-16
POSITION: Outfielder
TEAMS: Arizona (2011); Oakland (2012); NY Mets (2013); LA Angels (2013-15); Cleveland (2016)



Logan Darnell • 2008-10

MLB SEASONS: 2014
POSITION: Left-handed Pitcher
TEAMS: Minnesota




Steve Dixon • 1988

MLB SEASONS: 1993-94
POSITION: Left-handed Pitcher
TEAMS: St. Louis


Scott Downs • 1995-97

MLB SEASONS: 2000, 2003-14
POSITION: Left-handed Pitcher
TEAMS: Chicago Cubs (2000); Montreal (2000, 03-04); Toronto (2005-10); LA Angels (2011-13); Atlanta (2013); Chicago White Sox (2014); Kansas City (2014)




Doug Flynn • 1969

MLB SEASONS: 1975-85
POSITION: Second Baseman
TEAMS: Cincinnati (1975-77); NY Mets (1977-81); Texas (1982); Montreal (1982-85); Detroit (1985)



Marv Foley • 1972-75

MLB SEASONS: 1978-80, 82, 84
POSITION: Catcher
TEAMS: Chicago White Sox (1978-80, 82); Texas (1984)



Trevor Gott • 2011-13

MLB SEASONS: 2015-18
POSITION: Right-handed Pitcher
TEAMS: LA Angels (2015); Washington (2016-18)



Andy Green • 1997-2000

MLB SEASONS: 2004-06, 09
POSITION: Infielder
TEAMS: Arizona (2004-06); NY Mets (2009)
*Manager: San Diego (2016-18)




Tom Grubbs • 1919-20

MLB SEASONS: 1920
POSITION: Right-handed Pitcher
TEAMS: New York Giants



Rod Henderson • 1990-92


MLB SEASONS: 1994, 98
POSITION: Right-handed Pitcher
TEAMS: Montreal (1994); Milwaukee (1998)



Irv Jeffries • 1926-28


MLB SEASONS: 1930-31, 34
POSITION: Infielder
TEAMS: Chicago White Sox (1930-31); Philadelphia (1934)






Jeff Keener • 1980-81

MLB SEASONS: 1982-83
POSITION: Right-handed Pitcher
TEAMS: St. Louis



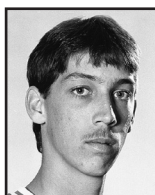
Paul Kilgus • 1981-84

MLB SEASONS: 1987-91, 93
POSITION: Left-handed Pitcher
TEAMS: Texas (1987-88); Chicago Cubs (1989); Toronto (1990); Baltimore (1991); St. Louis (1993)



Jim Leyritz • 1985

MLB SEASONS: 1990-2000
POSITION: Catcher
TEAMS: NY Yankees (1990-96, 99-2000); Anaheim (1997); Texas (1997); Boston (1998); San Diego (1998); LA Dodgers (2000)



Larry Luebbers • 1988-90

MLB SEASONS: 1993, 99-2000
POSITION: Right-handed Pitcher
TEAMS: Cincinnati (1993, 2000); St. Louis (1999)



Luke Maile • 2010-12

MLB SEASONS: 2015-18
POSITION: Catcher
TEAMS: Tampa Bay (2015-16); Toronto (2017-18)




Alex Meyer • 2009-11

MLB SEASONS: 2015-17
POSITION: Right-handed Pitcher
TEAMS: Minnesota (2015-16); LA Angels (2016-17)



Charles "Cotton" Nash • 1961-64

MLB SEASONS: 1967, 69-70
POSITION: First Baseman
TEAMS: Chicago White Sox (1967); Minnesota (1969-70)




Jim Park • 1911, 13-14

MLB SEASONS: 1915-17
POSITION: Right-handed Pitcher
TEAMS: St. Louis

Jeff Parrett • 1980-83

MLB SEASONS: 1986-93, 95-96
POSITION: Right-handed Pitcher
TEAMS: Montreal (1986-88); Philadelphia (1989-90, 96); Atlanta (1990-91); Oakland (1992); Colorado (1993); St. Louis (1996)



James Paxton • 2007-09

MLB SEASONS: 2013-18
POSITION: Left-handed Pitcher
TEAMS: Seattle



Tim Peterson • 2012

MLB SEASONS: 2018
POSITION: Right-Handed Pitcher
TEAMS: New York Mets




AJ Reed • 2012-14

MLB SEASONS: 2016-18
POSITION: First Baseman
TEAMS: Houston



J.T. Riddle • 2011-13

MLB SEASONS: 2017-18
POSITION: Shortstop
TEAMS: Miami



Taylor Rogers • 2010-12

MLB SEASONS: 2016-18
POSITION: Left-handed Pitcher
TEAMS: Minnesota




Chris Rusin • 2006-09


MLB SEASONS: 2012-18
POSITION: Left-handed Pitcher
TEAMS: Chicago Cubs (2012-14); Colorado (2015-18)



Jack Savage • 1983-85


MLB SEASONS: 1987, 90
POSITION: Right-handed Pitcher
TEAMS: LA Dodgers (1987); Minnesota (1990)






Terry Shumpert • 1985-87

MLB SEASONS: 1990-2003
POSITION: Second Baseman
TEAMS: Kansas City (1990-94); Boston (1995); Chicago Cubs (1996); San Diego (1997); Colorado (1998-2002); Tampa Bay (2003)




Mark Thompson • 1990-92

MLB SEASONS: 1994-2000
POSITION: Right-handed Pitcher
TEAMS: Colorado (1994-98); St. Louis (1999-2000)



William VanLandingham • 1989-91

MLB SEASONS: 1994-97
POSITION: Right-handed Pitcher
TEAMS: San Francisco



Brandon Webb • 1998-2000

MLB SEASONS: 2003-09
POSITION: Right-handed Pitcher
TEAMS: Arizona



Former UK pitcher Brandon Webb flourished once he reached MLB, pitching seven seasons with the Arizona Diamondbacks. He won the 2006 National League Cy Young Award. Webb won 87 games in his career with 3.27 ERA.





ALL-TIME LETTERWINNERS

A		Stanley Baer	1905	Chad Buckman	1995
Jeff Abbott	1991-94	Kenneth Beard	1959-60	Justin Bunch	1995-98
Wayne Able	1983-84	Ralph Beard	1947-48	John Burnett	1950
Aaron Acuff	1994-97	Luke Becker	2016-18	J.S. Burnham	1920
Brian Adams	2010-12	Dustin Beggs	2015-16	Lawrence S. Burnham	1922-23
William Adams	1967	Gerald Belcher	1973-74	Andy Burns	2009-10
Adrian Adkins	1990	Scott Belding	1985-86	Burns	1911
Mike Agnich	1983-84	Joey Bellini	2017	Burruss	1910-11
Marvin Akers	1942	Andy Bendix	1996-98	Steven Bush	1973-75
Ben Aklinski	2018	Bob Bennett	1955	Bustin	1918
Andrew Albers	2005-08	Thomas Bernal	2012-15	Gary Butterman	1946-47
Charles Alberts	1924-26	Leo Bernat	1974		
W.O. Alden	1906-08	Michael Bertram	2003-06	C	
Donald Alexander	1985	Ron Bertsch	1959-60	Steve Cain	1972-73
Todd Allen	1989	Bill Bibb	1954	G.C. Caldwell, Jr.	1940
Willie Allen	1947	Jim Biggerstaff	1956	Kevin Caldwell	2005
Ed Allin	1947	Eric Bishop	1996-97	Steven Callaway	1964
Charles Anderson	1952-54	O. Bishop	1905	Gerry Calvert	1954, 1956
Mayo Anderson	1926-27	Kevin Bishop	2008	Joe Cambion	1918
Richard Anderson	1966-68	Chris Bisson	2008-10	Jared Camp	1994
Tim Anderson	1980-83	Taylor Black	2010-11	Rick Campbell	1982-85
R. Archdeacon	1905	William Black	1940, 1942	William Campbell	2009
Jeff Archer	2002-04	Doug Blair	1955	Bill Carder	1959-61
Zach Archer	2003-04	Rob Bland	2003-04	W.E. Carnes	1931
Clint Arnold	1983-86	Paul Blandford	1995-96	Wilce B. Carnes	1939-40
Zach Arnold	2013-16	Joseph Blanton	2000-02	Chris Carroll	1982-85
R.R. Arnold	1923	B.B. Blasingame	1927	Dan Carroll	1983
R. Van Arsdale	1923	Dale Blythe	1955	Sawyer Carroll	2007-08
Jay Atkerson	1957	Mark Blythe	1986-89	Neil Carstens	1975
A. Stewart Augustus	1930-31	Bruce Boebler	1942	Marcus Carson	2014-17
		Jeff Boehm	2012-13	E.D. Carver	1905
		Rodney Bolton	1989-90	Steve Casey	1990-92
B		Matt Borne	1995-98	Charles Casper	1963-65
Brock Baber	2005-08	Mike Botkin	1979-82	Vince Castaldo	1988, 1990
L.E. Bach	1926-27	Sean Bouthilette	2009-10	Heath Castle	2003
Stanley Baer	1906-07	Frank Bower	1942	S.E. Caudill	1907-10
Joey Bailey	1967	Matt Bowles	1992-94	Manny Cervantes	1991
Roy Bailey	1987-89	John Bowling	1971-74	William Chambers	1946
David Bair	1970-71	Shane Boyd	2001, 2004	Chanalls	1925
James Baker	1975-76	Junior Braddy	1991	Dan Chandler	1956
Thomas Ballantine	1925	Bradford	1903	Jason Chaney	1998-99
Dima Ballard	2016	Matt Bragga	1991-94	David Allen Chapman	1962
Mark Ballenger	1981-82	Timothy Brandenburg	1977, 1979-80	Steve Chappell	1972-73
Thomas Bannon	1970-72	Ben Bransom	1974	David Cheadle	1995-98
Jesse Barber	2002-05	Mike Breyman	2003-04	Charles Chism	1958
Joseph Barber	1960-61	Andrew Bryant	2013	Randall Clark	1984-85
Bill Barker	1979-82	Smith Broadbent	1934	Steven Clark	1989-91
Clifford Barker	1947-48	Caleb Brock	2001-03	Colton Cleary	2017
Kyle Barrett	2013-15	Eddie Brooks	1992-94	Frank Clegg	1948, 1950
J.D. Barnes	1930-31	A. Brown	1920	Mark Clifford	1976
James Baskett	1946-47	Frank Brown	1957	Kyle Cody	2013-16
Bryce Bastien	2015	O. Brown	1921-22	J.L. Cole	1927
D. Baugh	1921	Colby Brown	2007	CARSON COLEMAN	2018
Bryce Bastien	2014	Mike Brown	2006-07	Matthew Coleman	1986-89
Harry Baustien	1977	Zack Brown	2014-16	Jason Colemire	1995-98
Chad Bazzell	1993-95	Derek Bryant	1970-73	T.J. COLLETT	2017-18
Jerry Beam	1921	Robert Buchanan	1985-88	Brayden Combs	2018
Thomas Bernal	2012-13				



KENTUCKY

BASEBALL



Chris Combs	1993-94
Ryne Combs	2013-15
Darrell Conley	1986
George Larry Conley	1965
Mickey Conner	1958-60
Keith Conrad	1989-90
Halton Cook	1908
Jordan Cooper	2010-11
Paul Cooper	1920-21
Rob Corrado	2000-02
Paul Corum	1954-55
Paul Corum	1990-92
Timothy Costello	1976
Kole Cottam	2016-18
Sean Coughlin	2006-07
Austin Cousino	2012-14
Collin Cowgill	2005-06, 08
Randall Cox	1966-68
Tyler Cox	2013
Hugh Coy	1953-54
John Crabtree, Jr.	1975-77
Ben Crain	1959
Karl Norman Crandall	1963
David Cravens	1967-69
H.R. Creal	1908-11
John Crigler	1956
Lysle Croft	1924-26
John Crosthwaite	1946, 1948-49
John S. Crosthwaite	1908
William Crouch	1926-27
Tom Crowe	1972
William Crumbaugh	1968-70
Steve Culkar	1986-87
Albert Cummins	1947
Jay Cummins	1947-49
Josh Cummins	1950
Jess Curry	1953
Phil Cutchin	1941-42

D

Louie Dampier	1965
H.B. Darling	1903-04
Franco Datillo	1997
Logan Darnell	2008-10
T.J. Daugherty	2010-11
Emory Davies	2002
Joe Dawson	1957-59
Trey Dawson	2018
James Day	1952-55
Forrest Dean	1973
Steve Deaton	2003-06
Henry Degener, Jr.	1966-67
Antone DeJesus	2005-07
Tom Deller	1986-89
John DeMoisey	1934
Dempsey	1918
Sonny Denniston	1973
Frank Derrick	1925
Joe Devine	2010
Zach Dials	2006

Glen Dietrich	1968-70
Jim Dill	1989
R.R. Dimwiddie	1924
Jim Dixon	1988
Steve Dixon	1988
Mike Dolan	1952
A.L. Donan	1905-07
Thomas Dornbrook	1977
Greg Dombrowski	2005-08
Dad Downing	1918
Darney Downing	1918
Scott Downs	1995-97
Patrick L. Doyle	1962
Spencer Drake	2012
Joe Dudek	2016
R. Duffy	1903
Tyler Dunaway	2012
Scott Duncan	1958
Jeff Dunn	1930
Richard Durbin	1970-71
Michael Durcan	1964-66
Hunter Durham	1960
Dutch	1910
Dylan Dwyer	2013-16

E

Robert Eanes	1958
James Eckstein	1974-75
Aaron Edwards	2003-04
Jeff C. Elgin	1907
Lincoln R. Ellington	1939-40
Tom Elliot	1973
C.B. Ellis	1908-11
Thad Elmore	1989-92
Brandt Ely	1982-84
Morgan Embry	2001
Randy Brown Embry	1963-65
Engle	1910
E.E. Ericson	1926-27
Chad Estep	1992-93
Chris Estep	1986-88
Mark Etter	1991-94
Bill Evans	1995

F

Cory Farris	2009-10
Nelson Faris	1966
Joseph Farmer	1982-85
Mark Farrell	1977
Robert Daniel Farrell	1962-63
Blake Feeney	1990-91
Tim Feger	1983-84
Allen Feldhaus	1960-62
Dennis Feldhaus	1967-69
Bryan Felkel	2001-02
Daniel Feltrop	1983-85
Duran Ferguson	2007
W.W. Ferrell	1931
Mike Ferris	2002
Greg Fettes	2013-15

Charles Fightmaster	1954
Matt Fisher	1990-92
W. Fleahman	1922
Cameron Flynn	2012
Robert Flynn	1955
Robert Flynn	1970
Marvis Foley	1972-75
Roy Ford	1979
Steve Ford	1972
Billy Fouch	1973-76
James Franceway	1927
Glenn Franck	1958
Jerry Frantz	1973-76
Lorhn Frazier	1990-93
Troy Frazier	2008-09
Melvin French	1939
Peter Fritsch	1964-65
William Fritsch	1966
Matt Fritts	2001-03, 2005
Edward Fritz	1939-41
Tom Froning	1990-92
Dominic Fucci	1948-51
Richard Fuller	1934

G

William Gabbert	1934
Mark Galvin	2001-04
William Gardner	1946
Chris Garrison	2012
Carlton Gaynor	1987
R. Geary	1903-04
Ronald Geary	1967-69
T. Geary	1903-04
MARSHALL GEI	2016-18
Peter Gemmill	1975
Joe Georger	1979
Robert Gibbs, Jr.	1963-65
Brian Gibson	1991-92
Kalen Gibson	2003-05
Elmer Gilb	1927
Gilcen	1910
J.B. Giltner	1908-11
Casey Gilvin	2003-04
Randy Gipson	1976-79
Gunner Glad	2009-10
Goldnamer	1907
Chris Gonzalez	1993-94
Joel Gooch	2001
Sidney Goodman	1926
Larry Gossett	1969-70
Kevin Gothard	1982-85
Trevor Gott	2011-13
Tommy Gower	1970
Billy Grace	2004-07
W.H. Grady	1903-04
Spencer Graeter	2001-04
Charles Graham	1922
Dave Graham	1941
Timothy Graven	1973, 1975-76
Kenneth Reed Gravett	1963



KENTUCKY

BASEBALL



Ray Graviss	1941
Kenneth Gravitt	1965
Phil Grawmeyer	1953-54, 1956-57
Andy Green	1997-2000
Chad Green	1994-96
Gus Green	1942
Scott Green	2005, 2007-08
Chase Greene	2009-10
Ed Gregg	1921
Turner W. Gregg	1923, 1925
Gregg	1918
Larry Benton Griffin	1962-63
Pete Grigsby	1954
Tom Grubbs	1920
Robert John Grudenski	1963
Jerad Grundy	2012-13
Harold Gruner	1952
C.H. Guillon	1903
Roger Gum	1988-89
Knight Gunthrie	1918

H

Zach Haake	2018
Dan Haas	1955
Danny Haas	1995
Bill Hacker	1997-98
Dick Hagan	1918
Cory Hahn	2001-02
Dorian Hairston	2013-16
Thompson Haley	1934
Alex Hall	1918
Jimmy Hall	1972-73
Navarro Hall	2009-10
Allen Hamilton	1948-51
Canter Hamilton	1952
Jake Hamilton	2016
Steve Hamilton	1985-86
Randal Hammer	1942
Herbert Hammond	1974-75
John Hampton	1988-89
Bruce Hanson	1975
Michael Harding	1980-81

DANIEL HARPER 2018

Jim Harper	1953
Carson Harreld	1965
Mike Harris	1989-91
West Harris	2003
Vince Harrison	1999-2001
Rich Hart	1980
Brian Hastings	2005-06
Robert Hatchett	1947, 1949-50
Tom Hatfield	1979-81
Travis Hayes	1996

MASON HAZELWOOD 2018

Elmo Curtis Head, Jr.	1963
Connor Heady	2014-17
J.G. Heber	1920
Jeff Hellman	1982-85
Bill Helton	1956
David Hench	1980

Rodney Henderson	1990-92
Robert Henne	1948
James Henry	1924-25
Omar Henry	1996
Tyler Henry	2007-09
Bob Herbert	1941
William Lamar Herrin	1962-63
Steven Heuerman	1974-77
Greg Hewitt	1992
Luke Heyer	2017-18
George Hicks	1958
Ronald Hicks	1967-68
William Hiezer III	1967

CAM HILL 2018

Kenny Hill	1966
Louis E. Hillenmeyer	1905-07
W.W. Hillenmeyer	1908-11
Brad Hindersman	1991-94
Walter Hirsch	1948-51
Sean Hjelle	2016-18
Steven Hoagland	2012
O.R. Hogue	1931
Kent Hollingsworth	1947-50
Bryon Holloway	1986
W. Holten	1905
Jon Hooker	1998-2001
Kyle Hooker	1999
Michael Horn	1971
Jordan Horne, Jr.	1963-65
William Hornhorst	1934
James Host	1957-59
Billy Don House	1952-53
Marion Howard	1972-74
Michael Howard	1972-75
R.C. Howard	1930
Mike Howell	1959-60
Coleman Howlett	1964-66
Tyler Howe	2007-08
Mark Hredzak	1977-80
John Huber	1961
Jon Hudson	1987-88
Jonathan Huff	2008-09
Thomas Huey	1955
C.T. Hughes	1925
Lowell Hughes	1958
Herbert Hunt	1952-54
Jack Hutchinson	1971-72
William Hutchinson	1964

I

Mike Ickowski	1979
Chad Imel	1993

J

Spencer Jack	2014-15
Kenneth Jackson	1982-85
Kyle Jackson	2010
Jason Jenkins	1992, 1995
Naill Joe	2003
Ellis Johnson	1931

Neiko Johnson	2008-11
Marshall Johnson	1934
Phil Johnson	1956
Ryan Johnson	1995
RYAN JOHNSON	2018
J.E.C. Johnson	1910
Kerry Jolly	1977, 1979
Harry Jones	1951-53
Larry Jones	1951-53
Otis Jones	1921-22
Pookie Jones	1992-94
Vernon Jones	1946
Wallace Jones	1947-48
Alex Jordan	2005

K

Mike Kaczmarek	2008-11
Braden Kapteyn	2009-11
Roger Keeling	1982
Austin Keen	2016-17
Jeff Keener	1980-81
Charles Keller	1951-52
Owen Kelley	1923
William Kelley	1930-31
John Kellogg	1930
Stafford W. Kelly	1940
W.P. Kemper	1906
Ronald Kennett	1963-65
Nathan Kent	1997-99
Nick Kennedy	2009-11
Kevin Keown	1995-96

COLTYN KESSLER 2018

Doug Kidd	1973-74
Sam Kidd	2010-11
Paul Kilgus	1981-84
William King	1922, 1924
Kipping	1903
Jason Kipnis	2007
E. Kirk	1906
Robert D. Kittel	1960-62
Dennis Knoll	1980
Mitch Knox	1986-87
Scott Knox	1983-84
Steve Kochin	1956
John Koenen	1974-76
Kohn	1918
Lary Korn	1976
Spencer Korus	2008-09
John Kostrezewa	1991
John Kotmel	1980
Melvin Kouns	1957-58
E.R. Kruger	1930-31
John Kuester	1984-85
Charles Kuhn	1942
David Kuhn	1955
Max Kuhn	2012-14
Gary Kula	1976-79
Steve Kundick	1983-84
Jake Kungl	2003-04
Adam Kunkel	2004



KENTUCKY

BASEBALL



John Kurachik 1941-42

L

Les Lambert 1957
 Al Lardo 1989-91
 Tevis Laudeman 1947
 Jim Law 1987-88
 Doug Lawhorn 1953-56
 Steve Lawson 1984-85
 L.H. Layman 1927
 Ken Lehkamp 1955-56
 Shaun Lehmann 2005-06
 Donald Lenhof 1976-77
 Donald Lentz 1969-71
 Jim Leopold 1978-81
 Bill Leskovar 1949
 James Lett 1971-73
 Andrew Levenson 2003-04
 Clarence Lewis 1967, 1969
 Ernie Lewis 1974
 James Lewis 1970-71
 Justin Lewis 2016-18
 Kenneth Lewis 1963-65
 Lavon Lewis 1956-57

ZEKE LEWIS 2016-18

Jim Leyritz 1985
 Nate Linder 1998-99
 Stanley Line 1969-70
 Bob Linkner 1959-60
 Matt Little 2010
 Corey Littrell 2011-13
 Bill Livings 1956

TRIP LOCKHART 2018

Josh Loggins 1997-98
 Charles Long 1976-79
 Norman Longworth 1955
 Darrell Lorance 1946
 George Lord 1970-71
 Greg Lord 1973
 Doc Losley 1918
 Zach Logue 2015-17
 Jon Love 2001
 Aaron Lovett 2007-08
 J.P. Lowen 2005
 Charles Loyd 1960-61
 Larry Luebbers 1989-90
 Tim Luginbuhl 1981-82

M

Paul S. McBrayer 1930-31
 Thomas McCarthy 2011-12
 Ed McCaw 1972-74
 James McCaw 1975
 Else McClelland 1918
 Chris McClendon 2008-09
 Andy McCord 1993-95
 G. McCormick 1923
 Paul McConkey 2011-13
 Gary McCreary 1954-55
 William McCubbin 1940-41

Erik McDonald 1988

Mike McDonald 1978

Bob McDowell 1954

O. McDowell 1905-06

W.F. McGary 1927

AARON MCGEORGE 2018

Aaron McGlone 1997-2000

Taylor McInnis 1999-2001

McKinney 1921

L.W. McMurray 1930-31

Chris Machamer 2017-18

Al MacLeod 1949-51

Austin Madison 1998-2001

Patrick Mahan 1997-2000

Luke Maile 2010-12

Riley Mahan 2015-17

Sam Mahar 2012, 2014

Alec Maley 2017-18

Mark Mangione 1982

Taylor Martin 2012, 2014-15

BRETT MARSHALL 2018

John Marshall 1986-88

Tyler Marshall 2015-17

William Marshall 1970-71

Jack Marston 1955

Charles Martin 1939-40

James Martin 1963-65

Mark Martin 1980-81

Rodney Martin 1984-85

James Mathewson 1940-42

J.E. Matthews 1903

Harvey Mattingly 1934

Harold Mauck 1976-77

Kevin Mauck 1978

K.E. Mauser 1930

Johnny Mayes 1949

Keegan McHood 2016

Matt McKinney 2006-07

Gunnar McNeill 2016-17

Jeff Meade 1997-2000

Giles Meadors 1910-11

H. Meguiar 1920

Greg Mercer 1991-92

Alex Meyer 2009-11

T.H. Meyer 1940

Robert Meyers 1961-62

Jeff Michael 1990-93

Mark Michael 2000-01

Ray Mignerey 1948-49

Adam Milburn 1995-96

Kenny Miller 1996-97

Reed Miller 1923-26

Trey Miller 2016

Miller 1910

Misrach 1918

James Mitchell 1969

James Monin 1964-65

Edwin Monroe 1960-62

J.C. Montgomery 1905

Beau Moore 1998-2001

Michael Moore 1975-77

Mike Moore 1978

Jim Morris 1954, 1956-57

Seth Morris 2000-02

Anthony Morrow 1989-90

Paul Morse 1993-94

Doug Moseley 1950

Noah Mullins 1941

Anthony Murphy 1970

James Murphy 1985-86

John Murphy 1930-31

Mark Murphy 1995-98

Al Muth 1918-21

Andy Myette 2004

N

Joe Nail 2003-04

Kenneth Nally 1966

Louis Nally 1965-65

Charles Nash 1962-64

Noland Navarre 1939-41

Robert Nayle 1957-58

Andrew Nelson 2014-15

Eugene Neff 1952

Bobby Newsome 1960-61

C.M. Newton 1950-51

Robert Newton 1998-2002

Marcus Nidiffer 2007-10

Robert William Noelker 1962

Jeff Norman 1992

Rick Norton 1988-91

Kris Nuss 1989

O

Kevin O'Connor 1979-80

John Ofstun 1988

J.W. Ohr 1930-31

Joseph Ohr 1969-70

Bobby Olinick 1986-88

Anthony Otrando 2007

Blake Oyler 2015

Dewayne Oxford 2006-07

P

Walter Jam Pagan 1962

Ron Parham 1956

Babe Parilli 1950

Jeff Parrett 1980-83

Steven Parrish 1971-72

Tom Parrott 1973

Richard Parsons 1959-61

Jason Pasero 1995-98

Jonathan Paquet 2011

James Paxton 2007-09

Josh Paxton 1997-2000

Tim Peterson 2012

Stephen Pewitt 1975-77

Alex Phillips 2011-12

Randall Phillips 1939

Steve Phillips 1991



KENTUCKY

BASEBALL



Brad Pickrell	2000-03
David Polhill	1979
Tristan Pompey	2016-18
Zach Pop	2015-17
Shelby Post	1908-09
Daniel Pototsky	1980-81
Mike Pozun	1995
Spencer Preston	2001-02
Steve Prewitt	1974
B.L. Pribble	1922-23
Breck Price	1999-2000
William G. Prince	1931
B. Propps	1918-21
Scott Pruitt	1988
Pete Pryor	1995-96
Pullen	1918
Larry Pursiful	1961-62

R

Joseph Raine	1939
Peter Raith	1973-74
Troy Ragle	2006-07
Dick Ramsey	1949
Frank Ramsey	1951-53
JIMMY RAMSEY	2018
Pete Rasmusen	1999
Rex E. Ratcliffe	1963
Allen V. Rathbourne	1940-41
Jason Ratliff	1995-97
Lance Ray	2010
David Ray	1988
Jay Ray	1982-85
Terry Ray	1982
Dan Reale	2006-07
Dallen Reber	2011
Brad Redmon	1983
AJ Reed	2012-14
Brian Reed	1991-94
Reed	1907
Dallous Reed, Jr.	1959, 1961-62
Jimmy Reese	1910-11
Greg Reid	1993-97
Matt Reida	2011-14
Max Reitz	1991-92
Zach Reks	2016-17
Tim Renfro	1981
Adam Revelette	2005-06
Jarrold Reynolds	1999-2002
Chip Rhea	1994-96
William Rhea	1966
Jay Rhoads	1959
Raymond Rhoads	1930
W.L. Richards	1927
Riddle	1918
Sam Ridgway	1921-23
J.T. Riddle	2011-13
Skinner Riddle	1926
Darin Rieman	1988-90
Jesse Riffe	1924-25
John Riffe	1925-26

Jack Rigby	1956
James Ritte	1924
James Roach II	1970-71
LeRoy Robbins	1975-77
Steve Roberts	1979
Steven Roberts	1977-79
B.A. Robertson	1922
Tom Robeson	1990
Steven Robida	1966-68
Marc Robinson	1991
Matt Robinson	2005-06
Rochester	1910
Barry Rodgers	1970-72

ALEX RODRIGUEZ

2018

James Rodriguez	2002-04
Hugh Roe	1952
William Roebel	1975-77
Lee Rogers	1979-80
Taylor Rogers	2010-12
Kenneth Rollins	1947
Charles Rose	1946
Jimmy Rose	2003
Paul Rouse	1923-24
Robert Rouse	1990
Bryan Rose	2008-09
Tim Rowland	1995-98
Raymond Ruehl	1960-62
Perrin Rule	1905-07
T.G. Runberger	1927
Chris Rusin	2006-09
Jacob Russell	2013
Russ Rutherford	2002-03
Terry Ryan	1981-84
Greg Ryle	1980-81

S

Eric Saar	1985
Marion Sallee	1967-69
Logan Salow	2014-17
Bill Sandry	1981-82
Ray Sauer	1922-23
Damon Saunders	2012
Darrell Saunders	1973-76
Jack Savage	1983-85
Brad Schaenzer	2015-18
Jeff Schartzer	1981
Steve Schlageter	1981
J.B. Schmidt	2002-05
Russ Schueler	1985-86
Ray Schulte	1927
Casey Schroeder	2013
Adolph Duane Schwartz	1962-64
David Schwendeman	1976-77
Nick Schwendeman	1974-75
Matt Scott	2003-04
Pete Scotti	1911
Justin Scutchfield	2003-06
Dan Selhorst	1983-84
Ed Sellier	1959-60
Jim Server	1915-16

Evan Settle	1934
Adam Shadburne	1993-96
Ben Shaffar	1997-99
John Shanahan	1952-54
Jerry Sharp	1958-59
Jeff Shartzler	1979-81
Lawrence Sheanshang	1966-68
George Shearer	1934
JaVon Shelby	2014-16
John Shelby III	2004-06
Chandler Shepherd	2012-14
Joseph Shepherd	1939-41
James Sherrill	1974-77

RYAN SHINN

2018

Doug Shively	1958-59
Terry Shumpert	1985-87
Jeff Sikes	1981-82
John Sikes	1982-83
Michael Sills	1967-69
Bob Silvanik	1980
Tony Simone	1934
R.E. Simpson	1906
Skinner	1926
J.J. Slomer	1920-22
Don Smith	1977
Eugene Smith	1957
Frank Smith	1926
Freddie Smith	1977-80
Josh Smith	2016-17
Kerry Smith	1972
Marion Smith	1947
Scott Smith	1990-93
William Smithers	1950
Russ Smithson	2005
Craig Snipp	2002, 2004-06
Matt Snyder	2014-15
R.W. Sower	1920
Brian Spear	2007-08
Foster Spence	1942
William Spicer	1958
Troy Squires	2015-18
Carl Staker	1939-41
Edward Stanko, Jr.	1966
Seth Stanley	2003-04
Jay Steele	1981
Frank Steiner	1977
Brent Stephens	2001-02
Greg Stephens	1983-86
Caleb Stewart	2002-04
Eugene Stewart	1965
Harry Stille	1950-52
Robert Stith	1955
Allison V. Stokes	1922
A. Stone	1906
Neville Earl Stone	1907-08
John Stough	1947-50
Zack Storm	2013
John Stratman	1995
Zach Strecker	2013-16
Ryan Strieby	2006



KENTUCKY

BASEBALL



Guy Strong	1950-51
Brian Suerdick	2008-09
Don Sullivan	1952
Bill Surface	1954-55
Doug Sutton	1986-88
Scotty Sutton	1989
W.R. Swearingin	1905-06
Kirk Swigert	1979-81
Kirk Swigert	1979-82
Tim Swob	1985

T

Thomas Tabb	1947
K.A. Tally	1903-04
Janak Talwalkar	1995-96
Blakely Tanner	1961
Gilbert Blakely Tanner	1962
Mark Tanner	2005
Bill Taylor	1995
Jack Taylor	1910
Ronald Taylor	1964, 1996
Sam Taylor	1988-89
Jay Tedesco	1994-97
Aaron Tennyson	2003-06
Robert Terrell	1951
Timothy Terry	1976-77, 1979
Chris Tews	1991
Tom Thaemert	1992-93
Micheal Thomas	2011-14
William Thomas	1947
Thomas	1918
Arnold Thompson	1934
Billy Thompson	1990-93
Mark Thompson	1990-92
William Thompson	1990

ZACK THOMPSON 2017-18

Kevin Thulin	2008
Milton Ticco	1941-42
Robert Tice	1939
Clint Tilford	2007-09
Daniel Tillo	2016
Steve Tingle	1970-71
Thomas Tippet	1958-59
Scott Tockstein	1980-81
George Tognocchi	1939-40
Jeff Tolotti	2001
Ka'ai Tom	2014-15
Louis A. Toth	1930-31
Jeff Townsend	1995-96
Tyler Townsend	2011
Victor Travis	1974
John Trivitte	1946
William D. Trott	1930-31
Troy Trumbo	1993-94
Frank Tucci	1949
G.T. Turner	1924
Roy Turner	1949-50
Gordon Tyler	2000-03
Vince Tyra	1985-88

U

Underwood	1922
Cecil Urbanick	1930-31

V

Todd VanHoose	1984
Billy Vanlandingham	1989-91
Jack VanMeter	1954
Steve Vogel	1979-80
Steven Vogel	1977-80
Vogliatto	1910-11
David Voit	1986-88
E.A. Vossmeier	1924-26

W

Chris Wade	2008-09
Scott Wade	2000-03
David Waespe	2002-03
Michael Wainscott	1971-72
Douglas Kent Walfe	1963
Charles Wallace	1957
Mark Wallace	1982
Brad Walls	1981-84
Roger Ward	1992
Pete Warfel	1998
Tommy Warner	2005-08
Scott Weakley	1986
Brandon Webb	1998-2000
Roger Webb	1970-81
Keith Webster	1976
Jan Weisberg	1991-92
Joe Welch	1988-89
Richard Wenning	1977
Charles Wert	1926-27
Jim Wesch	1955
Lee Wesley	1999
Dennis Weston	1969
Daniel Whelan	1982-84
Tom Whisman	1950-51
Billy White	1988-89
Charles White	1956
Dale White	1955
Evan White	2015-17
Curtis Whitney	1994-95
Walter Wijas	2010-13
Shawn Wiglesworth	1992
Ryan Wilkes	2005-08
Bill Willard	1954, 1956-57
Miles Willard	1952-54
William Willard	1955
Jim Willenbrink	1985
Keenan Wiley	2007-10
Michael Williams	2009-12
Steve Williams	1978-81
H. Emmett Willoughby	1939-41
Brandy Wilson	1989-90
Bo Wilson	2015-16
Darin Wilson	1993
Earl Wilson	1934

Ginger Wilson	1958
John Wilson	1998-2000
Storm Wilson	2014-17
Bruce Wise	1988-89
Roy Wiseman	1950
Lucas Witt	2011-13
Jason Wolfe	1999-2000
Wollno	1918
O. Wood	1920
Woodward	1907
Claude Workman	1971
William Workman	1967-70
Charles Worthington	1931
Brock Wright	2007-09
Chad Wright	2009-11
William Wright	1967-68
E.C. Wurtele	1903-04
Frank Wyatt	1953

Y

Alan Yankey	1983-86
Jesse Yano	2008
Humsey Yessin	1946, 1950
John Young	1970
Todd Young	1993-96

Z

John Zachem	1958-59
Benjamin Zaranka	1948, 1950-51
Robert Zeigler	2014-15
Zac Zellers	2012-13
George Zerfoss	1918-20
Karl Zerfoss	1915-16
Steve Zongor	1989-92



ALL-TIME JERSEY NUMBERS (1989-2018)

0

Roland Fanning (assistant coach: 2017-)

1

Tom Robeson (1989-1990)
Scott Mitchell (graduate assistant: 1991)
Michael Seaborn (2007)
Brian Green (assistant coach: 2009-14)
Trey Miller (2016)
J.P. Bitzenhofer (2017)

2

John Butler
(assistant coach: 1978-1994)
Steve Deaton (2002-06)
Brian Suerdick (2007-09)
Tyler Townsend (2010-11)
Zac Zellers (2012-13)
Tyler Tipton (2014)
Riley Mahan (2016-17)
Trey Dawson (2018)

3

John Kostrezwa (1991)
Greg Hewitt (1992)
Chris Gonzalez (1993-1994)
Paul Blandford (1995-1996)
Aaron McGlone (1997-2000)
Spencer Graeter (2001-04)
Antone DeJesus (2005-07)
Neiko Johnson (2008-11)
Andrew Bryant (2012-13)
Riley Mahan (2015)
Tyler Marshall (2016-17)

4

Billy White (1987-1989)
Rodney Henderson (1990-1992)
Andy McCord (1993-1996)
Matt Borne (1997-1998)
Brad Pickrell (1999-2002)
Collin Cowgill (2005-08)
Michael Williams (2009-10)
Paul McConkey (2011-13)
Kyle Barrett (2014-15)

Zeke Lewis (2016-)

5

Mark Blythe (1986-1989)
Max Reitz (1991-1992)
Darin Wilson (1993)
Josh Burkley (1994)
Kevin Keown (1993-1996)
Dave Cheatle (1997-1998)
Vince Harrison (1999-2001)
Matt Fritts (2001-05)
Mike Brown (2006-07)

Chris McClendon (2008-09)
Taylor Black (2010-11)
Trevor Gott (2012-13)
JaVon Shelby (2014-16)
T.J. Collett (2017-)

6

Jeff Keener (graduate assistant: 1990)
Shawn Wiglesworth (1992)
Omar Henry (1996-1997)
Austin Madison (1998-2001)
David Waspe (2001-03)
Anthony Ottrando (2006-07)
Spencer Korus (2008-09)
Matt Reida (2011-14)
Jake Hamilton (2014)
Tristan Pompey (2015-17)

7

Anthony Morrow (1989-1990)
Jeff Abbott (1991-1994)
Eric Bishop (1996-1997)
Beau Moore (1998-2001)
Eric Shippy (2002)
Casey Gilvin (2003-04)
Shaun Lehmann (2005-06)
Chris Wade (2007-09)
Lucas Witt (2011-13)
Connor Heady (2014-17)

8

Paul Corum (1990-1992)
Jason Withrow (1993-1994)
Kenny Miller (1996-1997)
J.R. Stevens (1998)
Kyle Hooker (1999)
Nick Zielke (2000)
Jesse Barber (2001-05)
Timmy Wimsatt (2006)
Tyler Howe (2007-08)
Andy Burns (2009-10)
Walter Wijas (2011-13)
Storm Wilson (2014-17)

Marshall Gei (2018-)

9

Steve Casey (1990-1992)
Paul Morris (1993-1994)
Jason Ratliff (1995-1997)
Nate Linder (1998-1999)
Jason Wolfe (1999-2000)
Morgan Embry (2001)
Russ Rutherford (2002-03)
Jake Kungl (2003-04)
Brian Hastings (2005-06)
Tyler Henry (2008-09)
Sam Kidd (2010-11)
Max Kuhn (2012-14)
Josh Smith (2016-17)

10

Matt Fischer (1990-1992)
Brian Mallory (1993)
Chad Greene (1994-1996)
Jeff Meade (1997-1998)
Pete Rasmusen (1999)
Kendrick Shanklin (2000)
Spencer Preston (2001-2002)
Joe Nail (2003-04)
J.P. Lowen (2005)
Chris Rusin (2006-09)
Lance Ray (2010)
J.T. Riddle (2011-13)
Ryne Combs (2014-15)
Luke Becker (2016-18)

11

Darin Rieman (1987-1990)
Mark Etter (1991-1994)
John Holbrook (1995)
Joe Giarrante (1997)
John Wilson (1998-2000)
Seth Morris (2000-2002)
John Cohen (head coach: 2004-08)
Gunner Glad (2009-10)
T.J. Daugherty (2011)
Cameron Flynn (2012)
Jacob Russell (2013)
Matt Snyder (2014-15)
Keegan McHood (2016)

Jim Belanger (assistant coach: 2017-)

12

Rodger Gum (1988-1989)
Tom Froning (1990-1992)
Chip Rhea (1994-1996)
Josh Paxton (1997-2000)
Caleb Brock (2001-03)
John Shelby (2004-06)
Marcus Nidiffer (2007-10)
Corey Littrell (2011-12)
Andrew Nelson (2014-15)
Daniel Tillo (2016)
Alec Maley (2017-18)

13

Steve Clark (1988-1991)
Rodger Ward (1992)
Will Crumbaugh (1998)
Joey King (1999-2000)
Cory Whitby (assistant coach: 2002-2003)
Billy Grace (2004-07)
Bryan Rose (2008-09)
Navarro Hall (2010)
Alex Lester (2011)
Keith Vorhoff



(volunteer asst coach: 2012-16)
Kole Cottam (2017-18)

14

Jim Dill (1987-1989)
Bob Rouse (1990)
Chad Johnson (1992)
Greg Reid (1993-1997)
Nick Zielke (1998)
Jason Wolfe (1999)
Seth Morris (2000)
Taylor McInnis (1999-2001)
Kyle Duff (2002)
Justin Scutchfield (2003-04)
Andrew Albers (2005-08)
Nick Kennedy (2009-11)
Chandler Shepherd (2012-14)
Dustin Beggs (2015-16)

Zack Thompson (2017-)

15

Rick Norton (1988-1991)
Matt Bowles (1992-1994)
Scott Downs (1995-1997)
Jason Wolfe
(undergraduate asst.: 2001)
Robert Newton (1998-2002)
Michael Bertram (2003-06)
Jason Kipnis (2007)
Logan Darnell (2008-10)
Jeff Boehm (2012-13)
Marcus Carson (2014-17)

Trip Lockhart (2018-)

16

Sam Taylor (1987-1989)
Lorhn Frazier (1990-1993)
Aaron Acuff (1994-1997)
Jeff Meade (1997-2000)
Mark Galvin (2001-04)
Russ Smithson (2005)
Duran Ferguson (2006-09)
Brian Adams (2010-12)
Zack Storm (2013)
Troy Squires (2014-18)

17

Bob Smith (assistant coach: 1987-1991)
Steve Clark (graduate assistant: 1991)
Ryan McKenzie (1994)
Ryan Johnson (1995-1996)
Mark Murphy (1997)
Jason Pasero (1997-1998)
Taylor McInnis (1999)
Mark Michael (2000-2001)
Zach Archer (2003-04)
Ryan Wilkes (2005-08)
Alex Meyer (2009-11)
Taylor Martin (2012-15)
Jake Hamilton (2016-17)

18

Mike Harris (1989-1991)
Chad Imel (1993)
Jay Tedesco (1994-1997)
Josh Owens (1998-1999)
Brent Stevens (2001-2002)
Tyler Pittman (2003)
Dan Reale (2005-07)
Troy Frazier (2008-09)
Kyle Jackson (2010)
Jordan Williams (2011)
AJ Reed (2012-14)

19

Thad Elmore (1989-1992)
Kevin Keowon (1993)
John Stratman (1994-1995)
Travis Haynes (1996)
Jason Pasero (1997)
Mark Murphy (1997-1998)
Jarrod Reynolds (1999-2002)
Aaron Edwards (2003-04)
Justin Scutchfield (2005-06)
Sawyer Carroll (2007-08)
Sean Bouthilette (2009-10)
Austin Cousino (2012-14)
Evan White (2015-17)

Alex Rodriguez (2018-)

20

Scotty Sutton (1989)
Jeff Michael (1990-1993)
Jeff Townsend (1995-1996)
Will Crumbaugh (1998-1999)
Gordon Tyler (2000-2003)
Adam Kunkel (2002-04)
Gary Henderson
(pitching coach/associate head coach:
2005-08)
Gary Henderson (head coach: 2009-16)
Joey Bellini (2017)

21

John Hampton (1987-1989)
Manuel Cervates (1991)
Tom Thaemert (1992-1993)
Bret Phelps (1994)
Mike Pozun (1995)
Josh Loggins (1997-1998)
Breck Price (1999-2000)
Joel Gooch (2001)
Mike Ferris (2002)
Jeff Archer (2002-04)
Scott Green (2005-08)
William Campbell (2009)
Luke Maile (2010-12)
Corey Littrell (2013)
Robert Zeigler (2014-15)
Justin Lewis (2017-18)

22

Brandy Wilson (1989-1990)
Chris Tews (1991)
Eddie Brooks (1992-1994)
Tony Vittorio
(assistant coach: 1995-1996)
Patrick Mahan (1997-1998)
Chris DeLeenheer (1999)
Joseph Blanton (2000-2002)
Seth Stanley (2003-04)
Adam Revelette (2005-06)
James Paxton (2007-09)
Dallen Reber (2011)
Jerad Grundy (2012)
Austin Keen (2017-18)

23

Vince Castaldo (1988-1990)
Jan Weisberg (1991-1992)
Todd Young (1993-1996)
Justin Colemire (1997-1998)
Doug Flynn (assistant coach: 1999)
Taylor McInnis (1999-2000)
Craig Snipp (2003-06)
Bryan Rose (2007)
Mike Kaczmarek (2008-11)
Tim Peterson (2012)
Kyle Cody (2013-16)
Brayden Combs (2018)

24

Al Lardo (1989-1991)
Chad Estep (1992-1993)
Wes Iler (1994)
Danny Haas (1995)
Brian Campbell (1996)
Justin Bunch (1997-1998)
Jason Graham (1999)
Greg Goff (assistant coach: 2000-2003)
Jeff Tolotti (2001)
Caleb Stewart (2002-04)
Sean Coughlin (2006-07)
Kevin Thulin (2008)
Chad Wright (2009-11)
Spencer Drake (2012)
Dylan Dwyer (2013-16)

Brett Marshall (2017-)

25

Billy Thompson (1990-1993)
Travis Haynes
(undergraduate asst: 1997)
Tim Rowland (1997)
Jason Chaney (1998-1999)
Dax O'Daniel (2000)
Shane Boyd (2001)
Emory Davies (2002)
Eric Saffell (2004)
Willie Mays (2005)



Brock Wright (2006-09)
 Walter Wijas (2010)
 Thomas McCarthy (2011-12)
 Ryne Combs (2013)
 Ka'ai Tom (2014-15)
 Gunnar McNeill (2016-17)
Coltyn Kessler (2018-)

26
 Matthew Coleman (1986-1989)
 Blake Feeney (1990-1991)
 Jason Jenkins (1992-1995)
 Andy Bendix (1996-1998)
 Justin Sanders (1997-1999)
 Jon Love (2001)
 Chris O'Dell (2002)
 Matt Scott (2003-04)
 Matt McKinney (2006-07)
 Scott Davis (2008)
 Matt Little (2009-10)
 Jonathan Paquet (2011)
 Cole Evans (2012)
 Jerad Grundy (2013)
 Dominic D'Souza (2014)
 Tyler Marshall (2015)
 Kole Cottam (2016)
 Luke Heyer (2017-18)

27
 Joe Welch (1987-1989)
 Adrian Adkins (1988-1990)
 Mike Bragga (1991-1994)
 Franko Datillo (1996-1997)
 Ben McCauley (1998)
 Drew Owen (1999-2000)
 Bryan Felkel (2001-2002)
 Eric Shippy (2002-03)
 Zach Dials (2006)
 Kevin Bishop (2007-08)
 Joe Devine (2010)
 Damon Saunders (2011-12)
 Trace Vorbeck (2013)
 Justin Lewis (2015-16)
Nick Mingione (head coach: 2017-)

28
 Tom Deller (1986-1989)
 Scott Smith (1990-1993)
 Janak Talwalkar (1995-1997)
 Pete Warfel (1998)
 Clint Kelly (1999)
 Justin Willett (2002)
 Brock Baber (2004-08)
 Chase Greene (2009-10)
 Chris Garrison (2012)
 Logan Salow (2014-17)
Ryan Johnson (2018-)

29
 Bruce Wise (1988-1989)
 Jeff Griswold (1990)
 Greg Mercer (1991-1992)
 Chad Bazzell (1993-1996)
 Andy Green (1997-2000)
 J.B. Schmidt (2001-05)
 Nick Mingione
 (assistant coach: 2005-08)
 Chris Bisson (2008-10)
 Trevor Gott (2011)
 Zach Strecker (2012-16)
Todd Guilliams (assistant coach: 2017-)

30
 David Phelps (1989)
 Jeff Coleman (1988-1990)
 Brad Hindersman (1991-1994)
 Bill Hacker (1996-1998)
 Jon Peacock (1999)
 Lance McKinster (2000-2001)
 Chris Parsons (2002)
 Aaron Tennyson (2003-06)
 Brian Spear (2007-08)
 Braden Kapteyn (2009-11)
 Sam Mahar (2012-14)
 Bo Wilson (2015-16)
 Sean Hjelle (2017-18)

31
 Roy Bailey (1986-1989)
 Mark Thompson (1990-1992)
 Brad Heyerly (1998)
 Aaron Wilson (1999-2000)
 Brian Schaefer (assistant coach: 2001)
 Wes Harris (2003)
 Matt Robinson (2005-06)
 Colby Brown (2007)
 Navarro Hall (2008-09)
 Jordan Cooper (2010-11)
 Bryce Bastein (2014-15)
 Dima Ballard (2016)

32
 Keith Madison (head coach: 1978-2003)

33
 Steve Zonger (1989-1992)
 Jared Camp (1994)
 Pete Pryor (1995-1996)
 Jon Hooker (1998-2001)
 Jeff Archer (2002)
 Mike Breyman (2003-04)
 Kevin Caldwell (2005)
 Ryan Strieby (2006)
 Aaron Lovett (2007-08)
 Zack Brown (2014-16)
 Chris Machamer (2017-18)

34
 Keith Conrad (1989-1990)
 Brian Gibson (1989-1992)
 Chris Combs (1992-1994)
 Billy Taylor (1995)
 Lee Wesley (1997)
 Patrick Mahan (1997-2000)
 Andrew Levenson (2002-04)
 Jan Weisberg (1993-2005)
 Clint Tilford (2007-09)
 Taylor Rogers (2010-12)
 Thomas Weaver (2013)
 Spencer Jack (2014-15)
 Sean Hjelle (2016)
Carson Coleman (2018-)

35
 Todd Allen (1986-1989)
 Jeff Norman (1990-1992)
 Adam Shadburne (1993-1996)
 Tim Rowland (1997-1998)
 Micah Plotts (1998-1999)
 Cory Hahn (2001-2002)
 Kalen Gibson (2003-05)
 Dewayne Oxford (2006-07)
 Jon Carlson (2010)
 Michael Williams (2011-12)
 Zach Arnold (2013-16)
 Alex Bibb (2017)

36
 Larry Luebbers (1989-1990)
 Nehemiah Braddy (1991)
 Troy Trumbo (1993-1994)

37
 Jim Hinerman
 (graduate asst & asst coach: 1990-1993)
 Omar Henry (1997 & 1999)
 Anthony Kelly (2000)
 John Merritt (2001)
 Adam Kunkel (2002)
 Shane Boyd (2003-04)
 Greg Dombrowski (2005-08)
 Steven Hoagland (2011-12)
 Kyle Barrett (2013)
 Austin Perry (2014)
 Austin Keen (2016)
Cam Hill (2018-)

38
 Rod Bolton (1989-1990)
 Marcus Robinson (1991)
 Jan Weisberg (undergraduate asst & asst coach: 1993-2005)
 Brad Bohannon
 (assistant coach: 2004-15)
Jimmy Ramsey (2018-)



39

Billy VanLandingham (1990-1991)
 Chuck Bartlett
 (assistant coach: 1992-1997)
 Joey King (1998)
 Josh Shofner (1999)
 Aaron McGlone
 (undergraduate asst: 2001)
 David Waespe (2001)
 John Merritt (2002)
 Jason Kipnis (2006)
 Jeremy Sheeting
 (graduate ast: 2008-10)
 Tyler Dunaway (2011-12)
 Casey Schroeder (2013)
 Zach Logue (2015-17)
 Zach Haake (2018)

40

Kris Nuss (1989-1990)
 Curtis Whitney (1994-1996)
 Pete Warfel (1997)
 Daron Schoenrock
 (assistant coach: 1998-1999)
 Scott Malone
 (volunteer assistant: 2000)
 Mike Smith (2001)
 Jimmy Rose (2003-04)
 Michael Ruby (2006)
 Jonathan Huff (2008-09)
 Kevin Bein (2011)
 Greg Fettes (2012-15)
 Zach Reks (2016-17)

41

Steve Phillips (1991)
 Pookie Jones (1992-1994)
 Chad Buckman (1995-1997)
 Brandon Webb (1998-2000)
 Matt Fritts (2001)
 James Rodriguez (2002-04)
 Marcus Nidiffer (2006-07)
 Blake Oyler (2014-15)
 Toby Bicknell (assistant coach: 2016)
Grant Macciocchi (2018-)

42

Brian Reed (1991-1994)
 Adam Milburn (1995-1996)
 Jeff Young (volunteer assistant: 1997)
 Ben Shaffar (1998-1999)
 Rob Corrado (2000-2002)
 Rob Bland (2003-04)
 Alex Jordan (2005)
 Chris Craycraft (2006-07)
 Joshua Weninger (2008)
 Micheal Thomas (2010-14)
 Brad Schaenzer (2015-18)

43

Justin Sanders (1998)
 Jon Love (2001-2002)
 Heath Castle (2003)
 Miles Noland
 (administrative asst: 2006-07)
 Keith Vorhoff
 (volunteer asst coach: 2008-11)

44

Ben Shaffar (1998)
 Nathan Kent (1999)
 Scott Wade (2000-03)
 Ryan Dequin (2004)
 Tommy Warner (2004-07)
 Cory Farris (2009-10)
 Alex Phillips (2011-12)
 Dorian Hairston (2013-16)
 Colton Cleary (2017)
 Ryan Shinn (2018)

45

Micah Plotts (1998)
 Zak Danks (2001)
 Shane Boyd (2001-2002)
 Aaron Jackson (2003)
 Troy Ragle (2006-07)
 Bryce Robinson (2009)
Aaron McGeorge (2018-)

46

Curtis Whitney
 (undergraduate asst: 1998)
 Lee Wesley (1999)
 Keenan Wiley (2006-10)
 Thomas Bernal (2011-15)

47

Jesse Yano (2008)
 T.J. Daugherty (2009-10)
 Tyler Raymond (2011-12)
 Storm Wilson (2013)
 Andrew Miller (2018)

48

Matt McGaha (2006)

49

Mark Tanner (2005)
 Matt Holzhuter (2006)
 Brian Hastings
 (student asst coach: 2007)
 Logan Parrett (2014-15)
 Jared Freilich (2017)

50

Neiko Johnson (2007)
 Marshall Gei (2015-17)
Mason Hazelwood (2018)

52

Zach Pop (2015-17)
 Ben Aklinski (2018)

54

Daniel Harper (2018-)





KENTUCKY

BASEBALL



WHEN WAS THE LAST TIME...

WON A SERIES VS. A No. 1 RANKED FOE:	vs. No. 1 FLORIDA (2016)
WON A SERIES VS. A TOP 5 FOE:	vs. No. 3 TEXAS TECH, 2-1 (MARCH 9-11, 2018)
WON A SERIES VS. TEAM RANKED NO. 6-10:	vs. No. 9 AUBURN, 2-1 (MARCH 23-25, 2018)
WON A ROAD SERIES VS. RANKED OPPONENT:	AT No. 18 GEORGIA, 2-1 (APRIL 13-14, 2018)
SWEPT A HOME SERIES (THREE OR MORE GAMES):	vs. OAKLAND (FEBRUARY 23-25, 2018)
SWEPT A ROAD SERIES (THREE OF MORE GAMES):	AT No. 13 TEXAS A&M (MARCH 17-19, 2017)
RECORDED A TRIPLE PLAY:	vs. LOUISVILLE (APRIL 18, 2017; 7-6-2)
PLAYED AN EXTRA-INNING GAME:	11 INNINGS, vs. AUBURN [SEC TOURNAMENT]; L, 3-4 (MAY 22, 2018)
SCORED 20 OR MORE RUNS IN A GAME:	20, AT XAVIER (MARCH 20, 2018)
HIT SIX HOME RUNS IN A GAME:	vs. DAYTON (APRIL 4, 2012)
HIT SEVEN HOME RUNS IN A GAME:	AT XAVIER (MARCH 20, 2018)
HIT FOUR HOME RUNS IN AN INNING:	8TH, vs. DAYTON (FEB. 21, 2016)
DREW 10 OR MORE WALKS IN A GAME:	11, vs. SOUTH CAROLINA (APRIL 6, 2018)
GOT HIT BY 10 OR MORE PITCHES IN A GAME:	10, vs. MONMOUTH (MARCH 6, 2010) * TIED NCAA RECORD
STOLE EIGHT BASES IN A GAME:	AT AUBURN (APRIL 25, 2010)
TIED A GAME:	vs. LSU (MARCH 25, 2007)
LED OFF A GAME WITH A HOME RUN:	TRISTAN POMPEY (vs. SOUTH CAROLINA, APRIL 8, 2018)
LED OFF A GAME WITH A TRIPLE:	AUSTIN COUSINO (vs. GEORGIA, MARCH 31, 2013)
HIT A GRAND SLAM:	TRISTAN POMPEY (vs. MURRAY STATE, MAY 15, 2018)
HIT A WALK-OFF HOME RUN:	DORIAN HAIRSTON (vs. SOUTH CAROLINA, MAY 8, 2016)
HIT AN EXTRA-INNING, GAME-WINNING HOME RUN:	DORIAN HAIRSTON (vs. SOUTH CAROLINA, MAY 8, 2016)
HIT TWO HOME RUNS IN A GAME:	LUKE HEYER AND KOLE COTTAM (vs. XAVIER, MARCH 20, 2018)
HIT TWO HOME RUNS IN AN INNING:	AJ REED (vs. ST. JOSEPH'S, FEB. 21, 2014)
HIT FIVE HOMERS IN A THREE-GAME SPAN:	AJ REED (FEB. 21-23, 2014)
HIT THREE HOME RUNS IN A GAME:	GUNNER GLAD (vs. SOUTH CAROLINA, MARCH 28, 2009)
HIT A NINTH-INNING, PINCH-HIT HOMER:	RILEY MAHAN (AT LSU, MARCH 29, 2015)
HIT A HOME RUN ON HIS BIRTHDAY:	LUKE BECKER (vs. SOUTH CAROLINA, APRIL 8, 2018)
HAD A WALK-OFF WIN:	vs. AUBURN, 5-4 (MARCH 23, 2018)
HAD A WALK-OFF HIT:	DORIAN HAIRSTON (vs. SOUTH CAROLINA, MAY 8, 2016)
HAD A WALK-OFF GRAND SLAM:	RILEY MAHAN (vs. ALABAMA, APRIL 9, 2016)
HAD A WALK-OFF WALK:	THOMAS BERNAL (vs. BUFFALO, FEB. 26, 2012)
HIT AN INSIDE THE PARK HOMER:	RILEY MAHAN (AT LSU, vs. APRIL 4, 2015)
HOMERED IN CONSECUTIVE GAMES:	KOLE COTTAM (AT VANDERBILT, MAY 19); vs. AUBURN [SEC TOURNAMENT], MAY 22, 2018)
HOMERED IN THREE CONSECUTIVE GAMES:	T.J. COLLETT (vs. S. HOUSTON ST., MAR. 3; vs. LOUISIANA, MAR. 4; vs. ECU, MAR. 6, 2018)
HOMERED IN THREE CONSECUTIVE SEC GAMES:	RILEY MAHAN (vs. GEORGIA, MAY 6-7, vs. TENNESSEE, MAY 12, 2017)
HOMERED IN FOUR CONSECUTIVE GAMES:	T.J. COLLETT (vs. XAVIER, FEB. 20; vs. OAKLAND, FEB. 23-25, 2018)
HOMERED IN FOUR CONSECUTIVE SEC GAMES:	RILEY MAHAN (vs. GEORGIA, MAY 6-7, vs. TENNESSEE, MAY 12-13, 2017)
HOMERED IN FIVE CONSECUTIVE SEC GAMES:	AJ REED (vs. FLORIDA, APRIL 4-6, vs. MISSOURI, APRIL 11-12, 2014)
HOMERED IN CONSECUTIVE AT BATS:	KOLE COTTAM (vs. MISSOURI, APRIL 29; AT TENNESSEE, MAY 4, 2018)
HOMERED IN FIRST AT-BAT OF THE SEASON:	LUKE HEYER (vs. WOFFORD, FEB. 16, 2018)
HOMERED FOR FIRST CAREER HIT:	BRAYDEN COMBS (vs. MISSISSIPPI STATE, MAY 13, 2018)
HOMERED IN FIRST AT-BAT OF THEIR CAREER:	LUKE MAILE (vs. BOWLING GREEN, FEB. 28, 2010)
HOMERED IN FIRST HOME AT BAT OF THEIR CAREER (GS):	AJ REED (vs. BUFFALO, FEB. 24, 2012)
HOMERED IN FINAL HOME AT BAT OF THEIR CAREER (GS):	MARCUS NIDIFFER (vs. LSU, MAY 16, 2010)
HIT BACK TO BACK HOME RUNS:	KOLE COTTAM AND LUKE BECKER (AT VANDERBILT, MAY 19, 2018)
HIT THREE CONSECUTIVE HOME RUNS:	LANCE RAY, BRADEN KAPTEYN AND MARCUS NIDIFFER (AT INDIANA, MAY 11, 2010)
SCORED FOUR OR MORE RUNS IN A GAME:	TREY DAWSON (vs. SOUTH CAROLINA, APRIL 6, 2018)
SCORED SIX OR MORE RUNS IN A GAME:	ANDY BURNS (vs. MISSISSIPPI STATE, APRIL 19, 2009)
HAD FOUR OR MORE HITS IN A GAME:	ALEX RODRIGUEZ (AT WESTERN CAROLINA, APRIL 11, 2018)
HAD FIVE OR MORE HITS IN A GAME:	RILEY MAHAN (vs. LSU, APRIL 21, 2017)
HAD SIX HITS IN A GAME:	J.T. RIDDLE (vs. NIAGARA, FEB. 17, 2013)
HAD FIVE RBI IN A GAME:	KOLE COTTAM (vs. MISSOURI, APRIL 29, 2018)
HAD SIX RBI IN A GAME:	MICHEAL THOMAS (vs. BALL STATE, MARCH 8, 2014)
HAD SEVEN RBI IN A GAME:	JAVON SHELBY (AT GEORGIA, MARCH 20, 2016)
HAD EIGHT RBI IN A GAME:	LUKE BECKER (vs. MIAMI, OH, MARCH 12, 2017)
HIT HOME RUNS FROM BOTH SIDES OF THE PLATE:	RYAN WILKES (vs. WRIGHT STATE, MAY 6, 2008)
HIT HR LEFTY/RIGHTY IN A SAME WEEK:	TRISTAN POMPEY (AT TEXAS A&M, FEB. 17-19, 2017)
STOLE THREE BASES IN A GAME:	NEIKO JOHNSON (vs. SOUTH CAROLINA, MAY 8, 2010)
STOLE FOUR BASES IN A GAME:	STORM WILSON (vs. RICHMOND, FEB. 14, 2015)
WALKED FOUR OR MORE TIMES IN A GAME:	T.J. COLLETT (vs. SOUTH CAROLINA, APRIL 6, 2018)
STRUCK OUT 10 OR MORE IN A GAME:	JUSTIN LEWIS (10, vs. MISSOURI, APRIL 29, 2018)
PITCHED A NINE-INNING COMPLETE GAME:	JUSTIN LEWIS (vs. LSU, APRIL 21, 2017)
PITCHED A NINE-INNING SHUTOUT:	SEAN HJELLE (AT TEXAS A&M, MARCH 17, 2017)
PITCHED A NO-HITTER:	JOHN BOWLING (vs. GEORGIA STATE, APRIL 9, 1974; W, 3-0)



SHIVELY FIELD AT CLIFF HAGAN STADIUM

The Kentucky baseball team called Shively Field at Cliff Hagan Stadium home from 1979 to 2018, with renovations done in 2002 and again following the 2006 Southeastern Conference Championship season that saw the only two NCAA Lexington Regionals ever played at the facility.


A new era began in Kentucky baseball history in 2002 as then head coach Keith Madison and the Wildcats moved into their new lair, the \$4.2 million Shively Field at Cliff Hagan Stadium. The state-of-the-art baseball complex replaced the twice-renovated facility that UK baseball had called home since 1969, when it was built as part of the Bernie A Shively Sports Center. In 1990, the facility underwent a \$520,000 renovation to refurbish the stadium.

After the 2006 SEC Championship season, the UK athletic administration decided to invest in exterior improvements of Cliff Hagan. Among the improvements which debuted during the 2007 season, was a new state-of-the-art video board, which enhances the viewing experience for fans.

Also added during the 2007 offseason was a 150 capacity deck in the parking lot behind right field. The outfield fence was also lowered and padded to give fans a clear view of the diamond from anywhere in the outfield parking lot.

In 2017, the Cats earned the opportunity to host an NCAA Regional and were rewarded with record crowds at the stadium. In the winner-take-all showdown with NC State on June 5, a single-game record 5,005 fans poured into the stadium, waiting out a thunderstorm that dumped torrential rain and included heavy lightning and thunder. The Cats staged a come-from-behind victory to advance to the program's first-ever Super Regional.

While Cliff Hagan Stadium is a beautiful place to call home, in Fall 2018 the Wildcats moved into Kentuckt Proud Park, a new \$49 million state-of-the-art facility on par with its peers in the Southeastern Conference. It is located off Alumni Drive between the new Kentucky Football Training Facility and the Wendell and Vickie Bell Soccer Complex, adding to the cluster of UK Athletics facilities in the area.



STADIUM FACTS

CAPACITY: 3,000

DIMENSIONS: 340-365-390-350-310

PLAYING SURFACE: Natural Grass (home plate area and baselines are synthetic surface)

YEAR BUILT: 1969 as the Bernie A. Shively Sports Center

RENOVATED: 1990, 2002, 2007

DEDICATED: Oct. 2, 1993

CLOSED: May 13, 2018





KENTUCKY® BASEBALL



UK'S RECORD AT CLIFF HAGAN STADIUM (1979-2018)

Year	Overall	SEC
1979	14-7	7-5
1980	14-5	4-4
1981	19-5-1	8-3-1
1982	16-10	4-8
1983	25-9	3-6
1984	14-12	4-7
1985	14-9	6-7
1986	19-13	7-13
1987	24-6	8-4
1988	14-6	12-3
1989	15-8	5-7
1990	17-15	5-9
1991	23-6	8-4
1992	19-8	7-5
1993	18-11	3-9
1994	13-9	6-6
1995	11-9	4-8
1996	17-9	9-6
1997	13-13	5-10
1998	15-15	5-10
1999	13-13	7-8
2000	16-11-1	3-10-1
2001	14-12	4-11
2002	8-20	1-14
2003	17-14	6-9
2004	15-17	5-10
2005	20-6	4-5
2006	31-6	13-2
2007	24-10	6-9
2008	28-6	9-6
2009	19-13	7-8
2010	20-10	9-6
2011	21-10	7-8
2012	29-5	11-4
2013	19-12	6-9
2014	19-10	7-8
2015	15-11	7-7
2016	22-10	9-6
2017	30-6	10-5
2018	19-9	9-6
Total	733-395-2	260-284-2

STADIUM RECORDS

- LONGEST WINNING STREAK:** 21 (2012)
- MOST RUNS SCORED BY UK:** 27 vs. Tennessee-Martin (March 10, 2007)
- MOST RUNS SCORED BY BOTH TEAMS:** 44
- Mississippi State 28, Kentucky 16 (1989)
- LARGEST CROWD:** 5,005 (vs. NC State, 6/5/2017)
- LARGEST REGULAR SEASON CROWD:** 4,798 (vs. Louisville, 4/3/2018)
- REGIONALS HOSTED:** 2 (2006, 2017)
- BEST SEASON:** 31-6 (2006)
- ALL-TIME WINNING PERCENTAGE:** .650

CROWDING INTO THE CLIFF

The 10 largest crowds in Cliff Hagan Stadium history came during the 2017 and 2018 seasons, setting a new record five different times in that span. The top eight regular season crowds came in 2018, the final year at The Cliff.

TOP TEN CROWDS AT #THECLIFF

- 5,005 - vs. NC State (6.5.17)
- 4,798 - vs. Louisville (4.3.18)
- 4,742 - vs. NC State (6.3.17)
- 4,471 - vs. Florida (4.21.18)
- 4,416 - vs. Miss. State (5.11.18)
- 4,303 - vs. Miss. State (5.12.18)
- 4,174 - vs. Florida (4.20.18)
- 4,118 - vs. Xavier (2.20.18)
- 4,112 - vs. Missouri (4.27.18)
- 4,096 - vs. Miss. State (5.13.18)



KENTUCKY

BASEBALL



YEAR-BY-YEAR RESULTS

1896 (1-2)

4/3 Centre
4/11 Kentucky University
4/25 at Kentucky Wesleyan

1897 (0-3)

3/31 Louisville AC
4/4 at Kentucky Wesleyan
4/11 Kentucky University

1898-1902 — records not available

1903 (9-4)

4/4 Kentucky University
4/8 Boston Americans
4/9 Boston Americans
4/10 Central
4/19 at Berea
4/20 at Georgetown College
4/23 The Mohawks
4/25 at S. Kentucky Coll.
4/26 at S. Kentucky Coll.
4/27 at S. Kentucky Coll.
4/29 at SW Presbyterian
4/30 at SW Presbyterian
5/9 Cincinnati

L, 6-12
W, 13-9
L, 7-27

L, 11-18
L
L, 9-13

W, 15-9
L, 3-25
L, 2-17
W, 7-3
W, 6-1
W, 7-1
W, 12-2
W, 12-9
W, 15-14
W, 15-5
L, 2-9
L, 3-14
W, 3-1

1908 (12-5-1)

4/7 Maryville
4/9 Maryville
4/15 Transylvania
4/21 at Georgetown College
4/27 at Earlham
4/28 at Butler
4/29 at Depauw
4/30 at Franklin
5/5 Central
5/8 Berea
5/12 Depauw
5/14 Depauw
5/16 Georgetown College
5/20 Transylvania
5/21 Transylvania
5/23 at Central
5/27 at Georgetown College
5/30 Transylvania

1909 (9-8)

4/3 Louisville Male HS
4/7 at Kentucky Wesleyan
4/10 Michigan
4/16 Cincinnati
4/22 Transylvania
4/24 Central
4/26 Transylvania
5/5 at Georgetown College
5/8 Georgetown College
5/12 at Central
5/14 Berea
5/18 at Sewanee
5/18 at Sewanee
5/22 at Tennessee
5/22 at Tennessee
5/27 Miami (Ohio)
5/29 Central

1910 (12-8-1)

4/9 Manual HS
4/9 Louisville HS
4/11 at Transylvania
4/13 at Kentucky Wesleyan
4/16 Central
4/19 at N. Carolina A&M
4/19 at North Carolina
4/20 at Trinity College
4/21 at Trinity College
4/22 at Tennessee
4/23 at Tennessee
4/23 at Tennessee
4/27 Cincinnati
4/29 Louisiana MTHS
4/30 at Georgetown College
5/11 Central
5/12 Kentucky Sch. for Deaf
5/12 Georgetown College
5/18 Depauw
5/25 Georgetown College
5/28 Central

1911 (11-2)

4/1 Kentucky Wesleyan
4/10 Michigan
4/14 at Transylvania
4/22 at Georgetown College
4/27 Cincinnati
4/29 at Manual HS
4/30 at Louisville HS

W, 5-2
W, 5-4
W, 22-2
L, 3-5
W, 1-0
W, 14-4
L, 2-4
W, 3-0
W, 1-0
W, 8-1
W, 1-0
W, 8-1
L, 3-4
W, 2-1
W, 2-1

1912 (12-5-1)

4/6 Michigan
4/13 Georgetown College
4/15 Cincinnati Law School
4/17 at Central
4/20 at Louisville Manual HS
4/20 at Louisville HS
4/22 at Culver Military Inst.
4/23 at Notre Dame
4/24 at Michigan
4/25 at Ohio Wesleyan
4/26 at Cincinnati
5/6 at Transylvania
5/9 West Virginia Wesleyan
5/13 Georgetown College
5/18 Transylvania
5/23 Central
5/27 Georgetown College
5/31 at Transylvania

1913 (3-5-1)

4/5 Michigan
4/12 Louisville Manual HS
4/18 Hanover
4/25 Oberlin
4/29 at Michigan
4/30 at Michigan Agricultural
5/1 at Heidelberg
5/2 at Wilmington
5/23 Hawaii

1914 (9-5)

4/3 Kentucky Sch. for Deaf
4/4 Michigan
4/8 Tennessee
4/14 Illinois
4/16 Miami (Ohio)
4/27 at Sewanee
4/28 at Sewanee
4/29 at Alabama
4/30 at Alabama
5/1 at Tennessee
5/2 at Tennessee
5/16 Cincinnati
5/19 Hawaii
5/20 Marietta College

1915 (7-8-1)

4/7 Ohio University
4/10 Michigan
4/16 at Tennessee
4/17 at Tennessee
4/23 Miami (Ohio)
4/24 Miami (Ohio)
4/30 Tennessee
5/1 Tennessee
5/3 at Cumberland
5/4 at Cumberland
5/5 at Cumberland
5/6 at SW Presbyterian Coll.
5/7 at SW Presbyterian Coll.
5/8 at SW Presbyterian Coll.
5/14 Hawaii
5/21 Depauw

1916 (7-4)

4/13 Ohio Wesleyan
4/14 Ohio Wesleyan
4/18 at Georgetown College
4/21 Ohio State
4/22 Ohio State
4/28 at Tennessee
4/29 at Tennessee
5/8 Georgetown College
5/18 Depauw
5/19 Depauw
5/20 Centre

1917 (6-1)

W, 10-3
W, 9-0
W, 9-0
W, 6-0
W, 5-3
T, 7-7
W, 10-3
W, 4-3
L, 4-5
W, 4-0
W, 5-1
W, 2-2
L, 2-15
L, 4-6
W, 5-2
W, 7-2
W, 6-4
L, 6-5
W, 22-3
L, 7-9
W, 9-0
W, 7-4
W, 14-5

1918 (4-1)

4/6 Georgetown College
4/12 Hanover
4/15 at Kentucky Wesleyan
4/19 Tennessee
4/27 at Miami (Ohio)
5/1 at Georgetown
5/14 Kentucky Wesleyan
5/11 Georgetown College
5/15 at Maryville
5/16 at Maryville
5/25 at Tennessee
5/26 at Tennessee

1919 (12-3)

State Champions
4/11 Georgetown College
4/18 Tennessee
4/19 Tennessee
4/25 Miami (Ohio)
5/1 at Cincinnati
5/1 Miami (Ohio)
5/12 Cincinnati
5/15 Georgetown College
5/15 Barrow Unit 40 Team
5/21 at Tennessee
5/22 at Tennessee
5/23 at Vanderbilt
5/24 at Vanderbilt
5/29 Centre
Centre

1920 (11-3)

4/10 Michigan
4/16 Miami (Ohio)
4/17 Centre
4/20 Depauw
4/30 Tennessee
5/1 Tennessee
5/3 Cincinnati
5/6 at Cincinnati
5/7 at Miami (Ohio)
5/8 at Depauw
5/9 at Indiana State Normal
5/10 at Indiana
5/15 Georgetown College
5/25 at Centre

1921 (7-5)

4/2 Georgetown
4/5 Kentucky Wesleyan
4/12 Cincinnati
4/16 at Cincinnati
4/22 Centre
4/29 Georgia
4/30 Georgia
5/4 Vanderbilt
5/3 at Tennessee
5/16 at Vanderbilt
5/17 at Vanderbilt
5/21 at Cincinnati
5/23 at Kentucky Wesleyan
5/24 at Georgetown College

1922 (7-9)

4/1 Georgetown College
4/8 Michigan
4/14 Miami (Ohio)
4/15 Ohio State
4/22 at Centre
4/29 at Cincinnati
5/2 Cincinnati
5/5 at Vanderbilt
5/8 at Georgia
5/9 at Georgia
5/10 at Mercer
5/11 at Mercer

W, 1-0
W, 5-1
L, 0-2
W, 3-1
W, 3-0
W, 5-3
W, 3-1

W, 12-5
n/a
W, 16-3
L, 3-8
n/a
W, 5-1
W, 7-1
n/a
n/a
n/a
n/a

W, 8-3
W, 10-3
W, 11-0
L, 0-4
W, 11-8
W, 7-5
W, 7-4
W, 12-6
W, 6-1
W, 11-3
W, 13-10
L, 0-1
W, 13-1
W, 6-3
L, 3-4

L, 3-8
W, 11-2
W, 12-2
W, 4-2
W, 3-0
W, 7-1
W, 5-2
L, 2-6
W, 4-0
W, 14-6
W, 14-2
L, 5-14
W, 6-3
W, 6-1

W, 5-2
W, 9-2
L, 0-13
n/a
W, 9-8
n/a
L, 1-11
L, 4-9
L, 7-8
W, 7-5
W, 6-5
W, 8-2
L, 6-7
W, 8-3

W, 8-2
L, 1-9
W, 10-3
W, 10-6
W, 10-9
L, 10-18
L, 12-14
L, 6-10
L, 0-1
L, 7-11
L, 0-9
L, 5-6



KENTUCKY®

BASEBALL



5/13 Centre	W, 10-1	5/14 Centre	W, 8-0	1941 (8-11, 3-10 SEC)	4/11 Georgia Tech	L, 5-12	4/26 Vanderbilt	W, 11-6
5/16 at Georgetown College	L, 3-5				4/12 Georgia Tech	L, 5-17	5/6 Georgia Tech	L, 14-18
5/18 Tennessee	W, 10-7	1929 (9-1-1)			4/18 at Vanderbilt	W, 13-10	5/7 Georgia Tech	W, 9-1
5/19 Tennessee	W, 7-3	4/13 Louisville	W, 3-0		4/19 at Vanderbilt	L, 3-9	5/13 Tennessee	W, 5-4
1923 (4-7)		4/18 Minnesota	W, 5-1		4/20 at Alabama	L, 1-7	5/14 Tennessee	W, 8-3
4/6 Notre Dame	W, 4-2	4/20 at Centre	W, 10-3		4/21 at Alabama	L, 3-7	5/18 at Georgia	L, 0-15
4/7 Michigan	L, 6-23	4/26 at Vanderbilt	W, 16-11		4/23 at Mississippi	L, 2-28	5/19 at Georgia	L, 7-13
4/12 Oglethorpe	L, 1-9	4/27 at Vanderbilt	L, 3-8		4/26 at Tennessee	L, 1-8	5/20 at Tennessee	W, 4-2
4/21 at Cincinnati	L, 0-2	5/1 Centre	W, 7-3		4/26 at Tennessee	W, 4-2	5/21 at Tennessee	L, 8-10
5/7 at Tennessee	W, 6-3	5/10 Tennessee	W, 11-1		5/2 at Eastern Kentucky	W, 11-6	5/27 (1) at Mississippi State	L, 3-6
5/8 at Tennessee	W, 6-1	5/11 Tennessee	W, 5-4 (10)		5/6 at Cincinnati	L, 5-6	5/28 (1) at Mississippi State	L, 2-7
5/9 at Oglethorpe	L, 2-8	5/16 at Louisville	T, 0-0 (15)		5/9 Vanderbilt	W, 5-2	5/31 (1) Mississippi State	W, 4-3
5/10 at Oglethorpe	L, 6-7	5/24 at Cincinnati	W, 4-3		5/10 Vanderbilt	L, 6-8	6/1 (1) Mississippi State	L, 5-7
5/11 at Georgia Tech	L, 5-9	5/25 Cincinnati	W, 5-3		5/12 at Ohio State	L, 3-4	(2) vs. Wake Forest	L, 3-5
5/19 Centre	L, 5-6	1930 (6-5-1)			5/14 at Ohio State	W, 6-2	(2) vs. Richmond	W, 2-0
5/22 at Georgetown College	W, 8-3	3/31 Miami (Ohio)	W, 3-2		5/16 Tennessee	L, 6-15	(2) vs. Mississippi State	W, 2-0
1924 (8-5)		4/4 Ohio State	W, 8-6		5/17 Tennessee	W, 6-3	(2) vs. Wake Forest	L, 0-8
4/10 Indiana	W, 6-2	4/5 Ohio State	L, 6-7		5/20 Cincinnati	W, 5-3	(1) SEC Championship Playoff	
4/12 Michigan	W, 9-8	4/14 at Ohio State	L, 0-5		5/23 Eastern Kentucky	W, 6-5	(2) NCAA Tournament District III, Charlotte, N.C.	
4/19 Cincinnati	W, 5-3	4/15 at Ohio State	L, 5-10 (7)		1942 (7-6, 2-4 SEC)		1950 (16-7-1, 11-2 SEC)	
4/24 Maryville	L, 0-3	4/21 Illinois	W, 2-1		4/6 at Georgia Tech	L, 7-10	4/3 at Georgia	L, 2-5
4/24 Maryville	W, 13-10	4/25 Vanderbilt	W, 8-4		4/7 at Georgia Tech	L, 5-6	4/4 at Georgia	L, 4-6
5/2 VPI	W, 8-2	4/26 Vanderbilt	L, 5-13		4/8 at Vanderbilt	W, 9-6	4/5 at Georgia Tech	W, 10-6
5/3 VPI	W, 4-2	4/29 at Miami (Ohio)	L, 3-8		4/9 at Vanderbilt	L, 5-19	4/6 at Georgia Tech	W, 14-9
5/12 at Tennessee	L, 1-5	4/30 at Cincinnati	T, 3-3 (13)		4/20 at Ohio State	W, 12-9	4/10 at Cincinnati	W, 8-6
5/13 at Tennessee	W, 5-1	5/5 Xavier	W, 16-4		4/24 Tennessee	L, 5-11	4/14 at Vanderbilt	W, 14-6
5/15 at Maryville	L, 1-7	5/22 Cincinnati	W, 7-2		4/25 Tennessee	W, 3-2	4/15 at Vanderbilt	W, 2-1
5/16 at Vanderbilt	L, 9-11	1931 (5-9)			5/2 at Eastern Kentucky	W, 3-1	4/22 at Centre	W, 5-3
5/17 at Vanderbilt	L, 2-7	4/13 Wisconsin	L, 2-9		5/4 Cincinnati	L, 8-20	4/28 Georgia Tech	W, 7-2
5/31 Centre	W, 7-0	4/14 Wisconsin	L, 4-12		5/8 Vanderbilt	L, 4-5	5/3 Georgia	T, 3-3 (13)
1925 (4-9)		4/16 Michigan	W, 10-5		5/9 Vanderbilt	W, 10-8	5/4 Georgia	W, 8-7
4/9 at Georgetown College	W, 11-1	4/18 at Xavier	W, 8-4		5/16 Eastern Kentucky	W, 10-8	5/5 Vanderbilt	W, 8-7
4/11 Michigan	L, 5-18	4/23 at Miami (Ohio)	L, 6-7		5/17 at Cincinnati	W, 5-4	5/9 Cincinnati	W, 12-2
4/13 at Louisville	W, 8-2	4/27 at Vanderbilt	L, 7-8		1943-45 — no team fielded due to WWII		5/12 Tennessee	W, 11-10
4/18 Georgetown College	W, 22-4	4/28 at Vanderbilt	W, 2-1		1946 (1-5)		5/13 Tennessee	W, 7-6
4/30 Georgia Tech	L, 3-4	4/29 at Alabama	L, 3-18		4/27 Georgetown	W, 19-0	5/19 at Tennessee	W, 5-4
5/4 Alabama	L, 3-9	4/30 at Alabama	W, 7-3		5/8 at Eastern Kentucky	L, 1-4	5/20 at Tennessee	W, 9-5
5/5 Alabama	L, 5-10	5/1 at Mississippi A&M	L, 3-6		5/11 Murray State	L, 8-9	5/22 (1) at Alabama	L, 1-4
5/11 at Alabama	L, 4-5	5/2 at Mississippi A&M	L, 3-17		5/12 Ohio University	L, 2-9	5/23 (1) at Alabama	L, 0-13
5/12 at Alabama	L, 2-8	5/8 Vanderbilt	L, 5-6		5/24 Ohio University	L, 4-12	5/26 (1) Alabama	W, 14-3
5/13 at Mississippi A&M	L, 0-9	5/9 Vanderbilt	W, 14-7		5/26 at Ohio University	L, 0-21	5/27 (1) Alabama	L, 1-9
5/14 at Mississippi A&M	L, 3-9	5/16 Xavier	L, 3-4		1947 (7-9, 4-4 SEC)		(2) vs. Wake Forest	L, 4-9
5/15 at Mississippi	L, 0-2	1932-33 — no team fielded			4/15 Xavier	L, 15-18	(2) vs. Clemson	W, 4-2
5/22 Centre	W, 8-0	1934 (1-10, 0-2 SEC)			4/22 Cincinnati	L, 3-6	(2) vs. Wake Forest	L, 2-9
1926 (5-5-2)		4/13 at Mississippi State	L, 7-9		4/28 Eastern Kentucky	L, 4-13	(1) SEC Championship Playoff	
4/10 Michigan	L, 8-13	4/14 at Mississippi State	L, 4-11		5/2 at Murray State	L, 7-9	(2) NCAA Tournament District III, Charlotte, N.C.	
4/17 Georgetown College	W, 10-0	4/21 Eastern Normal	W, 14-5		5/3 at Vanderbilt	W, 5-3	1951 (8-10-1, 5-9-1 SEC)	
4/27 Cincinnati	T, 10-10	4/25 Louisville	L, 0-6		5/3 at Vanderbilt	L, 2-3	3/30 at Vanderbilt	T, 10-10 (9)
4/29 at Western Normal	T, 9-9	4/28 at Eastern Normal	L, 2-4		5/6 Georgetown College	W, 12-2	3/31 at Vanderbilt	W, 15-13
4/30 at Vanderbilt	L, 7-9	5/2 at Marshall	L, 4-10		5/9 at Tennessee	L, 2-12	4/2 at Georgia	L, 3-5 (7)
5/1 at Vanderbilt	L, 6-9	5/3 at Morehead Normal	L, 9-10		5/10 at Tennessee	L, 2-3	4/3 at Georgia	L, 0-9*
5/8 at Centre	W, 9-0	5/5 Cincinnati	L, 0-3		5/14 at Cincinnati	L, 5-6	4/6 Vanderbilt	W, 17-5
5/17 Mississippi A&M	W, 6-2	5/11 at Cincinnati	L, 2-3		5/17 Vanderbilt	W, 8-0	4/11 Georgia	W, 8-4 (7)
5/18 Mississippi A&M	W, 12-1	5/17 Marshall	L, 2-6		5/17 Vanderbilt	W, 5-0	4/12 Georgia	L, 10-13 (7)
5/22 Centre	W, 19-5	5/19 at Louisville	L, 6-7		5/20 at Georgetown	W, 6-2	4/13 Georgia Tech	W, 4-3 (8)
5/28 Georgia	L, 7-11	1935-38 — no team fielded			5/23 Tennessee	L, 5-6	4/14 Georgia Tech	L, 4-5 (8)
5/29 Georgia	L, 2-16	1939 (5-7, 3-3 SEC)			5/24 Tennessee	W, 6-2	4/20 Centre	W, 13-0
1927 (6-7)		4/14 at Vanderbilt	L, 3-10		5/28 at Eastern Kentucky	W, 12-2	4/21 at Cincinnati	L, 2-18
4/4 Kentucky Wesleyan	L, 0-7	4/15 at Vanderbilt	L, 6-7		1948 (9-7, 9-7 SEC)		4/28 at Centre	W, 19-2
4/11 at Georgia Tech	W, 3-2	4/16 at Vanderbilt	L, 4-6		4/16 Vanderbilt	L, 1-5	5/4 Tennessee	L, 0-8
4/12 at Georgia Tech	W, 7-5	4/19 Eastern Kentucky	W, 18-5		4/17 Vanderbilt	L, 6-12	5/5 Tennessee	L, 2-9
4/13 at Georgia	W, 15-6	4/22 Tennessee	W, 8-4		4/23 Georgia	W, 12-10	5/7 Cincinnati	W, 12-7
4/14 at Georgia	W, 7-6	4/29 Cincinnati	L, 8-9		4/24 Georgia	L, 2-26	5/11 at Tennessee	L, 1-2
4/23 Notre Dame	W, 3-2 (10)	5/3 at Xavier	L, 5-6		4/26 at Vanderbilt	L, 9-10	5/12 at Tennessee	L, 2-11
4/25 Minnesota	L, 1-6	5/5 at Eastern Kentucky	L, 5-8		4/27 at Vanderbilt	W, 7-0	5/14 Georgia Tech	L, 11-16
5/2 at Louisville	W, 12-2	5/9 at Cincinnati	W, 5-4		5/1 at Georgia Tech	W, 8-5	5/15 Georgia Tech	W, 9-8
5/5 Tennessee	L, 0-6	5/12 Vanderbilt	W, 4-2		5/2 at Georgia Tech	L, 6-18	Note: Game forfeited by Kentucky.	
5/6 at Tennessee	W, 9-5	5/13 Vanderbilt	W, 4-2		5/7 Georgia Tech	W, 5-4	1952 (8-7, 6-6 SEC)	
5/9 at Centre	L, 4-11	5/16 Xavier	W, 24-9		5/8 Georgia Tech	L, 8-12	4/8 Centre	W, 10-7
5/11 Louisville	L, 4-8	5/20 at Tennessee	L, 6-7		5/14 Tennessee	W, 14-1	4/11 Vanderbilt	W, 11-8
5/16 Centre	L, 4-10	1940 (6-8, 3-5 SEC)			5/15 Tennessee	W, 6-1	4/12 Vanderbilt	W, 8-6
1928 (7-6-1)		4/5 Ohio State	L, 1-9		5/19 at Georgia	L, 9-13	4/16 at Georgia	W, 6-3
4/2 at Georgia	L, 0-9	4/6 Ohio State	L, 4-10		5/20 at Georgia	W, 11-6	4/17 at Georgia	L, 5-9
4/3 at Georgia	L, 1-6	4/24 Xavier	W, 9-8		5/21 at Tennessee	W, 15-7	4/18 at Georgia Tech	L, 11-25
4/4 at Oglethorpe	L, 5-7	4/26 Tennessee	W, 9-8		5/22 at Tennessee	W, 11-3	4/19 at Georgia Tech	L, 5-6
4/5 at Oglethorpe	T, 4-4	4/27 Tennessee	L, 4-17		1949 (15-10, 11-5 SEC)		4/23 at Vanderbilt	W, 8-7 (7)
4/6 at Tennessee	L, 3-5	5/3 at Vanderbilt	L, 2-5		4/9 at Georgia Tech	W, 14-7	4/26 Fort Knox	L, 3-5
4/9 Illinois	L, 4-7	5/4 at Vanderbilt	L, 6-9		4/9 at Georgia Tech	W, 9-8	4/28 Alabama	L, 2-3 (10)
4/14 Centre	W, 13-0	5/7 Eastern Kentucky	W, 11-10		4/15 at Vanderbilt	W, 4-2	4/29 Alabama	W, 9-6
4/24 Minnesota	W, 3-2	5/10 Vanderbilt	L, 6-7		4/16 at Vanderbilt	W, 10-8	5/2 at Tennessee	L, 1-4
4/28 Vanderbilt	L, 4-6	5/11 Vanderbilt	L, 3-16		4/18 at Tennessee Tech	W, 10-7	5/3 at Tennessee	W, 10-3
5/1 at Louisville	W, 12-4	5/16 Cincinnati	W, 9-1		4/22 Georgia	W, 3-2	5/9 Tennessee	L, 5-14
5/5 at Pressman Home	W, 10-6	5/21 at Tennessee	W, 8-7		4/23 Georgia	L, 12-13	5/13 vs. Georgetown	W, 9-6
5/9 Louisville	W, 13-2	5/22 at Tennessee	W, 19-5		4/25 Vanderbilt	W, 7-2	1953 (7-11, 5-9 SEC)	
5/12 Eastern Normal	W, 21-0	5/27 at Xavier	L, 0-4				4/3 at Florida	L, 0-10



KENTUCKY

BASEBALL



4/7	at Georgia	L, 4-11	4/23	at Vanderbilt	L, 4-8	4/1	at Georgia Southern	W, 3-1 (7)	5/2	Vanderbilt	L, 2-3 (7)
4/11	Eastern Kentucky	L, 10-11 (10)	4/26	Georgia	L, 3-17	4/1	at Georgia Southern	L, 1-2 (7)	5/2	Vanderbilt	W, 2-1 (7)
4/13	Florida	L, 7-10	4/27	Georgia	L, 5-12	4/3	(1) vs. Davidson	W, 18-6 (6)			
4/14	Florida	L, 2-12	4/27	Georgia	L, 0-8	4/4	at Jacksonville	L, 1-8		1965 (12-10, 7-7 SEC)	
4/20	at Vanderbilt	W, 9-6	4/30	Georgetown College	W, 6-5	4/5	at Florida	W, 8-1	3/15	at Stetson	L, 4-7
4/21	at Vanderbilt	W, 10-7 (11)	5/3	at Tennessee	L, 0-9	4/6	at Florida	L, 4-6	3/16	at Florida	L, 0-2
4/24	Tennessee	L, 0-3	5/4	at Tennessee	L, 7-11	4/7	at Auburn	L, 4-17	3/17	at Florida	L, 1-25
4/28	Georgetown College	W, 7-1	5/7	Eastern Kentucky	W, 6-4	4/8	at Auburn	L, 5-7	3/18	at Florida State	L, 0-2 (6)
5/1	Georgia Tech	W, 14-3	5/9	at Transylvania	W, 11-7	4/14	Vanderbilt	W, 4-1	3/19	at Auburn	L, 4-5
5/2	Georgia Tech	L, 3-14	5/14	Transylvania	W, 19-2	4/15	Vanderbilt	W, 6-3	3/20	at Auburn	L, 6-11
5/4	at Tennessee	L, 0-1	5/17	at Georgetown College	L, 4-7	4/20	at Centre	W, 7-1	3/27	at Vanderbilt	W, 6-5 (7)
5/5	at Tennessee	W, 2-0				4/21	Tennessee	W, 3-0	3/27	at Vanderbilt	L, 0-3 (7)
5/6	Vanderbilt	W, 4-3	1958 (8-9, 5-4 SEC)			4/21	Tennessee	W, 4-3	3/30	Eastern Kentucky	W, 11-4
5/9	Transylvania	W, 16-0	3/29	Georgetown College	W, 9-3	4/25	at Eastern Kentucky	W, 15-3	4/2	at Tennessee	L, 1-4
5/12	Eastern Kentucky	L, 4-5	4/1	Georgetown College	W, 12-4	4/26	Georgia	W, 5-2	4/3	at Tennessee	L, 0-7 (6)
			4/4	at Georgia	L, 4-7	4/27	Georgia	W, 5-2	4/6	Xavier	L, 1-4
1954 (9-10, 4-10 SEC)			4/12	at Tennessee	W, 2-1	4/28	Georgia Tech	W, 16-15 (10)	4/8	Bellarmine	W, 11-4
4/2	at Eastern Kentucky	W, 8-7	4/12	at Tennessee	W, 7-3	4/29	Georgia Tech	W, 15-0	4/10	Centre	W, 24-0 (7)
4/3	at Transylvania	W, 11-0	4/15	at Eastern Kentucky	L, 0-12	5/3	at Tennessee	L, 1-3	4/10	Centre	W, 3-2 (7)
4/9	Georgia	L, 6-7	4/18	Vanderbilt	L, 4-8	5/4	at Tennessee	L, 3-11	4/13	at Eastern Kentucky	W, 13-12
4/10	Georgia	L, 3-12	4/19	Vanderbilt	W, 7-6	5/5	at Vanderbilt	L, 8-9	4/16	Tennessee	W, 5-0
4/12	at Vanderbilt	L, 0-9	4/23	Louisville	L, 2-3	5/6	at Vanderbilt	W, 9-2	4/17	Tennessee	W, 4-3
4/13	at Vanderbilt	W, 11-7	4/25	Georgia Tech	L, 2-3				4/28	Georgia	W, 10-3
4/17	at Georgia Tech	L, 0-9	4/26	Georgia Tech	W, 7-5 (7)	1962 (12-7-1, 9-7 SEC)			4/29	Georgia	W, 11-3
4/17	at Georgia Tech	W, 4-3	5/3	Tennessee	W, 15-5	4/3	at Eastern Kentucky	W, 6-3	4/30	Vanderbilt	W, 1-0
4/19	at Georgia	L, 5-6	5/3	Tennessee	L, 0-1	4/7	at Georgia Tech	W, 4-3 (8)	5/1	Vanderbilt	W, 12-3
4/20	at Georgia	L, 0-5	5/12	Transylvania	W, 6-1	4/7	at Georgia Tech	L, 4-6 (7)			
4/26	Vanderbilt	L, 5-7	5/15	at Louisville	L, 4-10	4/9	at Oglethorpe	W, 6-0	1966 (8-10, 5-7 SEC)		
4/27	Vanderbilt	L, 4-8	5/17	Eastern Kentucky	L, 5-10	4/10	at Georgia	W, 8-6	3/12	at Georgia Southern	L, 0-8
4/30	at Centre	W, 7-4	5/19	at Georgetown College	L, 7-8 (11)	4/13	at Vanderbilt	T, 12-12	3/22	Xavier	L, 2-3 (12)
5/4	Tennessee	L, 6-10 (7)				4/14	at Vanderbilt	W, 15-9	3/25	at Georgia	L, 6-7 (10)
5/4	Tennessee	W, 4-2 (7)	1959 (18-8, 9-5 SEC)			4/17	Eastern Kentucky	W, 9-4	3/26	at Georgia	W, 5-4
5/7	at Tennessee	L, 1-6	3/23	at Georgia Teachers	L, 2-3	4/20	Tennessee	W, 12-8	3/29	at Eastern Kentucky	L, 6-13
5/8	at Tennessee	W, 4-0	3/24	at Georgia Teachers	W, 8-0	4/21	Tennessee	L, 2-10	4/1	Tennessee	L, 8-11
5/10	Transylvania	W, 10-3	3/25	at South Carolina	W, 12-7	4/25	Florida	L, 1-5	4/2	Tennessee	L, 4-13
5/12	Eastern Kentucky	W, 7-3	3/26	at South Carolina	L, 1-2	4/26	Florida	L, 1-9	4/4	Bellarmine	W, 4-3
			3/27	at Wofford	L, 9-14	4/27	Auburn	L, 0-5	4/6	Eastern Kentucky	W, 5-0
			3/28	at Maryville	W, 6-2	4/28	Auburn	W, 7-4	4/9	at Vanderbilt	W, 9-3 (7)
1955 (2-13, 0-12 SEC)			3/31	Transylvania	W, 16-4	4/30	at Tennessee	W, 5-4 (11)	4/9	at Vanderbilt	W, 7-1 (7)
4/1	Georgetown	W, 15-8	4/4	Georgia	W, 5-4	5/1	at Tennessee	L, 3-4 (7)	4/15	at Tennessee	L, 2-3
4/4	Eastern Kentucky	W, 5-4	4/3	Georgia	W, 5-4	5/1	at Tennessee	L, 1-6 (7)	4/15	at Tennessee	L, 4-9
4/8	at Georgia Tech	L, 0-17	4/4	Georgia	L, 2-4	5/1	at Tennessee	W, 17-2	4/21	at Centre	W, 4-0
4/9	at Georgia Tech	L, 3-21	4/7	Eastern Kentucky	W, 7-4	5/4	Vanderbilt	W, 7-4	4/22	Vanderbilt	L, 2-4
4/12	at Tennessee	L, 0-10	4/10	Tennessee	L, 3-5	5/5	Vanderbilt	W, 10-4	4/23	Vanderbilt	W, 14-4
4/12	at Tennessee	L, 2-21	4/11	Tennessee	W, 2-0				4/25	Florida	L, 5-9
4/16	Bellarmine	L, 10-19	4/17	at Vanderbilt	W, 14-7	1963 (11-11, 8-10 SEC)			4/29	Auburn	W, 2-1
4/22	at Vanderbilt	L, 3-17	4/18	at Vanderbilt	W, 4-3	3/29	Vanderbilt	W, 4-3			
4/23	at Vanderbilt	L, 8-14	4/18	at Vanderbilt	W, 4-3	3/30	Vanderbilt	W, 2-1 (5)	1967 (14-16, 8-9 SEC)		
4/23	at Vanderbilt	L, 8-9	4/24	at Georgia Tech	W, 4-1	4/1	Eastern Kentucky	W, 6-1	3/11	at Carson-Newman	L, 4-5
4/29	Georgia Tech	L, 3-13	4/25	at Georgia Tech	L, 4-5	4/1	Centre	W, 5-0	3/11	at Carson-Newman	L, 5-8
4/30	Georgia Tech	L, 2-10	4/25	at Georgia Tech	L, 1-15	4/2	Centre	W, 6-3	3/13	at Florida	L, 0-1
5/6	Vanderbilt	L, 3-9	4/28	at Eastern Kentucky	W, 14-9	4/2	Centre	W, 9-3	3/13	at Florida	L, 0-1
5/7	Vanderbilt	L, 4-12	4/29	Bellarmine	W, 14-0	4/5	at Tennessee	L, 7-12	3/14	at Florida	L, 3-8
5/7	Vanderbilt	L, 4-8	5/1	at Tennessee	L, 1-8	4/6	at Tennessee	L, 7-12	3/15	at South Carolina	L, 0-4
			5/2	at Tennessee	W, 9-2	4/8	at Georgia Southern	L, 3-4	3/16	at Furman	W, 4-3
			5/4	at Bellarmine	W, 6-3	4/9	at Florida	L, 2-7	3/17	at Clemson	L, 1-4
1956 (4-18, 1-12 SEC)			5/6	Transylvania	W, 10-3	4/10	at Florida	L, 4-9	3/18	at Clemson	L, 0-9
3/26	at Georgia Teachers	L, 5-8	5/8	Vanderbilt	W, 9-0	4/12	at Auburn	L, 6-13	3/24	Georgetown College	W, 2-1
3/27	at Georgia Teachers	L, 5-14	5/8	Vanderbilt	W, 4-0	4/13	at Auburn	L, 2-14	3/25	Toledo	W, 5-4
3/28	at Jacksonville NAS	L, 0-12 (7)	1960 (18-8, 9-7 SEC, 9-7 SEC)			4/19	Tennessee	L, 5-7	3/27	Ohio University	L, 2-4
3/29	at Jacksonville NAS	W, 7-3 (5)	3/30	Eastern Kentucky	W, 7-5	4/20	Tennessee	W, 10-2	3/31	at Tennessee	W, 4-1
3/30	at Florida	L, 1-7 (7)	4/1	Tennessee	W, 9-8	4/22	Georgia Tech	W, 13-10	4/1	at Tennessee	W, 3-1
3/30	at Florida	L, 5-16	4/1	Tennessee	W, 11-3	4/25	Georgia Tech	L, 3-5	4/4	Bellarmine	W, 7-0
3/31	at Florida	L, 1-7	4/2	Tennessee	W, 10-5	4/26	Georgia	W, 10-9	4/5	Centre	W, 15-2
4/2	at Mercer	L, 3-4	4/4	Centre	W, 6-2	4/27	Georgia	W, 10-9	4/7	at Vanderbilt	W, 7-2
4/3	at Georgia	L, 0-9 (7)	4/8	Georgetown	W, 11-10	5/3	at Vanderbilt	L, 2-6	4/8	at Vanderbilt	L, 4-6
4/3	at Georgia	L, 0-15	4/9	at Georgia Tech	L, 3-4	5/4	at Vanderbilt	L, 2-8	4/10	at Auburn	L, 1-4
4/4	at Georgia	L, 5-13	4/11	at Georgia Tech	L, 8-15	5/4	at Vanderbilt	W, 5-0	4/10	at Auburn	W, 3-2
4/10	Transylvania	L, 4-7 (8)	4/12	at Georgia Southern	W, 8-7	5/4	at Vanderbilt	L, 4-9	4/11	at Auburn	L, 0-2
4/13	at Tennessee	L, 3-6	4/13	at Georgia Southern	L, 9-13	1964 (16-7, 10-5 SEC)			4/14	Tennessee	L, 6-7
4/14	at Tennessee	L, 1-7	4/14	at Georgia	W, 12-11	3/17	at Georgia	W, 9-8 (7)	4/15	Tennessee	L, 0-2
4/20	Auburn	L, 6-25	4/14	at Georgia	L, 9-13	3/17	at Georgia	L, 2-3 (7)	4/18	Western Kentucky	L, 7-9
4/21	Auburn	L, 10-19 (7)	4/16	at Vanderbilt	L, 8-9	3/18	at Georgia	L, 2-3 (7)	4/22	Vanderbilt	W, 3-0
4/21	Auburn	L, 5-10 (7)	4/16	at Vanderbilt	L, 3-4	3/18	vs. Carson-Newman	W, 7-0 (7)	4/22	Vanderbilt	W, 11-3
4/27	at Transylvania	W, 14-7	4/16	at Vanderbilt	L, 3-4	3/18	vs. Carson-Newman	L, 1-8 (8)	4/25	at Eastern Kentucky	W, 5-0
5/4	Tennessee	L, 2-3	4/18	Morehead State	W, 13-5	3/19	vs. South Carolina	L, 1-8 (8)	4/28	Georgia	W, 6-1
5/5	Tennessee	W, 12-11	4/22	at Tennessee	W, 6-5	3/20	vs. Carson-Newman	L, 1-8 (8)	4/28	Georgia	L, 1-4
5/9	Eastern Kentucky	L, 3-7	4/23	at Tennessee	W, 6-5	3/27	at Vanderbilt	W, 9-2	4/29	Georgia	W, 3-1
5/12	at Eastern Kentucky	W, 6-1	4/23	at Tennessee	W, 4-1	4/3	Tennessee	W, 10-4 (8)			
			4/26	Transylvania	W, 24-3	4/4	Tennessee	W, 18-7	1968 (9-16, 6-9 SEC)		
			4/29	Auburn	L, 2-7	4/11	at Centre	W, 7-0 (7)	3/22	at Georgia	L, 1-5
1957 (6-18, 2-14 SEC)			4/30	Auburn	L, 5-7	4/11	at Centre	W, 8-0 (7)	3/26	Cincinnati	L, 0-1
3/29	Florida	L, 0-22	5/2	Florida	W, 6-5	4/14	Eastern Kentucky	W, 8-1	3/27	at Centre	W, 17-4
3/30	Florida	W, 6-5	5/3	Florida	W, 4-0	4/15	Georgetown College	W, 12-2	3/29	Tennessee	L, 3-4
3/30	Florida	W, 4-0	5/4	at Morehead State	L, 5-6	4/17	at Tennessee	W, 5-2	3/30	Tennessee	L, 3-8
4/5	at Georgia Tech	L, 5-6	5/6	Vanderbilt	L, 4-13	4/18	at Tennessee	L, 1-3 (7)	4/1	at Miami (Ohio)	L, 0-2
4/6	at Georgia Tech	L, 4-13	5/9	at Centre	L, 7-9	4/18	at Tennessee	L, 1-2 (8)	4/5	at Vanderbilt	L, 1-2
4/6	at Georgia Tech	L, 7-9	5/13	at Eastern Kentucky	L, 1-12	4/22	Florida	W, 5-4	4/6	at Vanderbilt	W, 4-3
4/12	Tennessee	L, 1-12				4/23	Florida	L, 5-6	4/9	Eastern Kentucky	L, 2-14
4/12	Tennessee	L, 0-7	1961 (17-8, 10-6 SEC)			4/24	Auburn	W, 2-1	4/11	St. Joseph's	L, 12-13
4/19	at Auburn	L, 5-12	3/25	Xavier	W, 3-2 (7)	4/25	Auburn	W, 5-4	4/12	Tennessee	L, 0-6
4/20	at Auburn	L, 0-1	3/25	Xavier	W, 5-1 (7)	4/28	at Eastern Kentucky	W, 6-1	4/13	Tennessee	L, 2-6
4/20	at Auburn	L, 8-10	3/27	Morehead	W, 12-0	5/1	Vanderbilt	W, 8-3	4/16	Eastern Michigan	L, 7-10 (10)
4/22	at Vanderbilt	L, 3-9									



KENTUCKY®

BASEBALL



4/17	Port Huron	W, 5-0	4/9	at Auburn	L, 0-2	3/19	vs. Miami (Ohio)	W, 6-3	Tampa	L, 6-11	
4/18	Adrian	W, 13-3	4/10	at Auburn	W, 14-13	3/20	vs. Delaware	L, 3-5	Tampa	W, 9-2	
4/19	Auburn	W, 5-4	4/12	Eastern Michigan	W, 6-5	3/21	at Stetson	L, 2-10	Florida	L, 2-3	
4/19	Auburn	W, 16-9	4/13	Bellarmine	W, 9-8	3/22	vs. Miami (Ohio)	L, 3-4	Florida	L, 2-4	
4/20	Auburn	W, 3-0	4/16	at Florida	W, 8-3	3/26	Ohio University	W, 6-0	Florida	W, 5-1	
4/23	Marshall	L, 2-5	4/16	at Florida	L, 6-9	3/26	Ohio University	W, 2-1	Georgia Southern	W, 19-9	
4/26	Vanderbilt	W, 6-0	4/17	at Florida	L, 3-8	3/28	Cincinnati	W, 5-2	Georgia Southern	L, 3-4	
4/27	Vanderbilt	W, 8-3	4/19	at Louisville	L, 7-10	3/28	Cincinnati	W, 6-4	Georgia Southern	L, 2-4	
4/30	Georgetown	L, 4-5	4/20	Louisville	W, 10-6	3/29	at Vanderbilt	L, 7-8	Vanderbilt	W, 14-7	
5/3	Florida	L, 1-2	4/22	Georgetown College	W, 12-2	3/30	at Vanderbilt	L, 2-4	Vanderbilt	W, 6-1	
5/3	Florida	L, 2-3	4/24	at Tennessee	L, 4-5	4/4	Northern Kentucky	W, 8-0	Vanderbilt	L, 9-13	
5/4	Florida	L, 3-13	4/24	at Tennessee	L, 2-7	4/5	Auburn	W, 7-6	Bellarmine	L, 2-6	
			4/26	Xavier	L, 4-6	4/5	Auburn	L, 2-15	Bellarmine	W, 4-0	
1969 (15-19, 7-9 SEC)			4/28	at Bellarmine	L, 9-11	4/6	Auburn	L, 2-5	Kentucky State	W, 15-9	
3/15	at Chattanooga	L, 0-4	4/29	Akron	W, 4-0	4/9	Bellarmine	W, 7-1	Georgia	W, 6-4	
3/17	at Oglethorpe	W, 8-2	4/30	Georgia	W, 6-4	4/10	Morehead	L, 5-7	Georgia	L, 5-9	
3/19	vs. VPI	L, 1-5	4/30	Georgia	W, 4-1	4/10	Morehead	W, 3-0	Georgia	W, 5-3	
3/19	at Georgia Southern	L, 1-7	5/1	Georgia	L, 5-9	4/12	Florida	W, 3-0	at Tennessee	L, 4-5 (7)	
3/20	vs. VPI	L, 2-9				4/12	Florida	W, 8-0	4/12	at Tennessee	W, 7-2 (7)
3/20	at Georgia Southern	W, 2-1				4/13	Florida	L, 1-2	4/13	at Tennessee	L, 1-8
3/21	vs. Rutgers	W, 5-1	1972 (16-10-1, 4-8 SEC)			4/15	at Louisville	L, 3-6	Louisville	W, 13-1	
3/21	at Georgia Southern	L, 4-7	3/20	at Georgia State	W, 4-0	4/16	Louisville	W, 4-2	Florida	W, 6-5	
3/22	vs. Rutgers	L, 2-3	3/21	at Georgia State	W, 19-8	4/17	Bellarmine	W, 17-2	Florida	W, 1-0	
3/22	at Georgia Southern	L, 1-15	3/22	at Georgia State	W, 3-0	4/17	Bellarmine	W, 21-13	Florida	L, 1-5	
3/28	at Tennessee	L, 3-8	3/23	at Vanderbilt	L, 1-15	4/18	at Eastern Kentucky	W, 5-4	Eastern Kentucky	W, 7-0	
4/1	at Miami (Ohio)	L, 1-4	3/24	at Vanderbilt	T, 8-8	4/19	Tennessee	L, 5-15	Bellarmine	W, 15-2	
4/3	St. Joseph's	W, 4-2	3/31	Vanderbilt	L, 3-4	4/20	Tennessee	L, 10-12	Bellarmine	W, 14-2	
4/4	Vanderbilt	W, 4-1	4/1	at Eastern Michigan	L, 10-11	4/23	Indiana	L, 1-3	Louisville	L, 15-22	
4/5	Vanderbilt	W, 3-1	4/4	Georgetown College	W, 10-1	4/23	Indiana	L, 12-13	Vanderbilt	W, 14-0	
4/7	Eastern Michigan	W, 3-1	4/5	Georgetown College	W, 10-1	4/25	at Georgia Tech	W, 6-3	Vanderbilt	W, 4-0	
4/8	Georgetown College	L, 2-4	4/8	Auburn	L, 2-5	4/26	at Georgia	W, 9-1	Vanderbilt	L, 3-4	
4/11	Tennessee	L, 0-7	4/8	Auburn	W, 5-4	4/26	at Georgia	L, 6-7	Western Michigan	L, 5-6	
4/12	Tennessee	W, 5-4	4/10	Xavier	W, 4-3	4/27	at Georgia	L, 4-5	Western Michigan	W, 13-12	
4/15	Kentucky Wesleyan	W, 4-2	4/11	at Bellarmine	W, 8-1	4/29	Morehead	W, 6-5	4/27	Tennessee	W, 6-2 (7)
4/18	at Florida	L, 1-6	4/12	at Cincinnati	W, 7-5	4/29	Morehead	W, 6-0	4/27	Tennessee	W, 1-0 (7)
4/18	at Florida	L, 2-6	4/17	at Louisville	W, 2-1	4/30	Miami (Ohio)	W, 8-3	4/28	Tennessee	L, 6-9
4/19	at Florida	L, 2-9	4/18	Louisville	L, 1-3	5/1	Eastern Kentucky	L, 3-6	Kentucky State	L, 5-10	
4/21	Dayton	W, 9-2	4/22	Tennessee	L, 2-4	5/3	at Tennessee	L, 1-2	Georgia	W, 7-6	
4/22	at Marshall	L, 1-4	4/22	Tennessee	L, 2-3	5/4	at Tennessee	L, 1-2	Georgia	W, 3-2	
4/25	at Vanderbilt	W, 4-2	4/24	Bellarmine	W, 10-1				Georgia	W, 16-8	
4/26	at Vanderbilt	L, 1-5	4/26	at NKSC	W, 8-0	<i>Note: home and away is not designated for most games</i>					
4/28	at Auburn	W, 4-2	4/28	at Georgia	W, 4-2	<i>from 1975-78 in UK records. No dates are given from</i>					
4/29	at Auburn	L, 2-12	4/28	at Georgia	W, 9-2	<i>1976-79 in most games.</i>					
5/2	Georgia	W, 3-1	4/29	at Georgia	L, 3-7	1975 (20-23, 7-8 SEC)					
5/2	Georgia	W, 4-3	5/3	NKSC	W, 5-1	3/9	Louisville	W, 7-0	5/10	vs. Tennessee	W, 8-5
5/3	Georgia	L, 4-12	5/4	Cincinnati	L, 3-4	3/9	Louisville	L, 0-1	5/16	Auburn	W, 7-6
			5/5	at Tennessee	L, 2-9	3/15	Illinois State	L, 3-4	5/16	Auburn	L, 0-6
			5/6	at Tennessee	W, 4-1	3/16	LSU	L, 0-1	5/17	Auburn	L, 6-14
						3/16	LSU	L, 1-6			
						3/18	Alabama	W, 5-4	1977 (22-20, 10-12 SEC)		
1970 (8-18, 2-12 SEC)						3/18	Alabama	W, 4-2	Louisville	W, 15-7	
3/14	at Chattanooga	L, 1-2	1973 (16-19-1, 4-11 SEC)			3/19	Alabama	L, 4-5	Louisville	W, 3-0	
3/16	at Columbus	L, 0-5	3/16	at Florida Southern	L, 5-6	3/19	Alabama	L, 1-2	Louisville	W, 10-1	
3/17	at Columbus	W, 14-6	3/17	at Florida Southern	L, 5-7	3/19	Alabama	L, 3-5	3/13	at Tennessee	L, 5-6 (7)
3/18	at Oglethorpe	W, 10-7	3/19	at Florida	W, 2-1	3/22	Vanderbilt	W, 9-4	3/13	at Tennessee	W, 7-4 (7)
3/20	at Vanderbilt	L, 6-18	3/19	at Florida	W, 3-0	3/30	Vanderbilt	W, 9-4	South Carolina	L, 5-14	
3/21	at Vanderbilt	W, 3-2	3/20	at Florida	L, 0-9	3/30	Vanderbilt	L, 0-3	Eckerd	L, 2-5	
3/27	at Georgia	L, 3-4	3/21	Valdosta State	L, 2-6	4/1	Indiana	L, 1-2	Florida State	W, 14-0	
3/28	at Georgia	L, 7-9	3/21	Valdosta State	T, 1-1	4/1	Indiana	L, 5-12	Florida State	L, 4-6	
4/3	Vanderbilt	W, 3-0	3/22	David Lipscomb	L, 0-2	4/1	Indiana	W, 6-2	Georgia	W, 8-5	
4/4	Vanderbilt	L, 2-6	3/22	David Lipscomb	L, 0-4	4/2	Western Kentucky	W, 2-1	Georgia	L, 0-5	
4/7	Bellarmine	W, 12-0	3/23	at Vanderbilt	L, 2-5	4/2	Western Kentucky	W, 4-1	Vanderbilt	L, 1-2	
4/8	at Dayton	L, 1-2	3/24	at Vanderbilt	L, 0-22	4/4	Auburn	W, 2-1	Vanderbilt	L, 1-2	
4/10	at Tennessee	L, 0-7	3/26	at Morris Harvey	W, 6-1	4/4	Auburn	L, 4-9	Vanderbilt	L, 0-3	
4/11	at Tennessee	L, 5-11	4/2	Vanderbilt	W, 3-1	4/5	Auburn	L, 7-15	Western Michigan	W, 6-5	
4/14	at Cincinnati	W, 3-0	4/3	Vanderbilt	L, 3-7	4/8	Eastern Kentucky	W, 6-1	Western Michigan	L, 6-8	
4/17	Florida	L, 0-10	4/5	at UT-Chattanooga	L, 5-6	4/9	Bellarmine	W, 3-2	Western Michigan	W, 6-3	
4/17	Florida	L, 0-4	4/6	at Auburn	L, 1-5	4/9	Bellarmine	W, 6-4	Florida	L, 4-5	
4/18	Florida	L, 3-5	4/6	at Auburn	L, 1-2	4/12	Florida	W, 4-2	Florida	L, 11-12	
4/20	at Louisville	L, 6-7	4/11	at Morehead	W, 4-3	4/12	Florida	W, 6-2	Florida	W, 12-3	
4/21	Louisville	L, 4-9	4/11	at Morehead	W, 2-1	4/13	Florida	W, 6-5	Vanderbilt	W, 7-6	
4/25	Auburn	L, 0-1	4/12	at Bellarmine	W, 4-0	4/15	Louisville	L, 3-6	Vanderbilt	L, 1-2	
4/25	Auburn	L, 2-4	4/13	Northern Kentucky	W, 10-5	4/16	Louisville	W, 6-5	Vanderbilt	W, 5-3	
4/27	at Xavier	W, 4-3	4/16	at Louisville	L, 3-6	4/17	Bellarmine	L, 6-7	Bellarmine	L, 2-5	
4/29	Marshall	W, 7-2	4/17	Louisville	W, 6-0	4/17	Bellarmine	L, 2-5	Bellarmine	W, 7-3	
4/30	Bellarmine	L, 2-3	4/19	Eastern Kentucky	W, 4-3	4/18	Kentucky State	W, 13-11	Louisville	L, 2-6	
5/1	Tennessee	L, 2-3	4/20	at Tennessee	L, 0-6	4/19	Tennessee	W, 2-1	Georgia	W, 5-4	
			4/21	at Tennessee	L, 5-14	4/20	Tennessee	L, 2-5	Georgia	W, 2-0	
1971 (18-15, 7-8 SEC)			4/26	at Cincinnati	L, 3-6	4/22	Cincinnati	L, 6-7	Georgia	L, 0-5	
3/16	at Georgia State	W, 3-1	4/27	Georgia	L, 2-5	4/22	Cincinnati	W, 9-1	Indiana	W, 4-3	
3/16	at Georgia State	W, 22-2	4/28	Georgia	W, 8-5	4/26	Georgia	L, 6-9	Louisville	W, 7-2	
3/17	at Valdosta State	L, 1-4	4/30	Western Michigan	W, 5-3	4/26	Georgia	L, 4-5	Eastern Kentucky	W, 23-7	
3/18	at Oglethorpe	W, 10-2	5/1	Western Michigan	W, 14-13	4/28	Morehead	L, 4-8	Florida	W, 4-1	
3/20	at David Lipscomb	W, 6-4	5/1	Western Michigan	W, 4-3	4/28	Morehead	W, 6-5	Florida	L, 4-6	
3/20	at David Lipscomb	L, 1-10	5/2	Eastern Kentucky	W, 4-2	4/29	Miami (Ohio)	L, 0-2	Bellarmine	W, 15-13	
3/27	Cincinnati	W, 4-1	5/3	Kentucky Wesleyan	W, 12-2	4/29	Miami (Ohio)	L, 1-2	4/26	Tennessee	W, 4-3 (7)
3/27	Cincinnati	W, 6-3	5/4	Tennessee	L, 10-12	5/1	Kentucky State	W, 3-2	4/26	Tennessee	L, 2-8 (7)
3/29	Vanderbilt	W, 13-5	5/5	Tennessee	L, 6-13	5/4	at Tennessee	W, 8-0	4/27	Tennessee	W, 8-1
3/30	Vanderbilt	L, 6-8				5/4	at Tennessee	L, 2-4	Southern Illinois	L, 4-5	
3/31	at Miami (Ohio)	L, 1-9							Southern Illinois	W, 5-4	
4/2	at Vanderbilt	L, 3-6	1974 (21-21, 6-9 SEC)						Southern Illinois	L, 0-18	
4/3	at Vanderbilt	W, 4-3	3/15	at Shorter College	L, 0-7						
4/5	at Cincinnati	L, 1-7	3/15	at Jacksonville State	L, 2-3	1976 (28-18, 15-9 SEC)					
4/9	at Auburn	W, 6-5	3/17	at Columbus College	W, 13-6	SEC Eastern Division Champions					
			3/18	at Stetson	L, 6-7	Louisville	W, 21-5				
						Louisville	W, 17-14				



KENTUCKY

BASEBALL



1978 (20-25, 6-15 SEC)

3/11	at Tennessee	L, 1-4 (7)
3/11	at Tennessee	L, 2-3 (7)
	St. Leo	L, 6-12
	St. Leo	W, 11-2
	Tampa	L, 12-18
	St. Leo	L, 3-18
	South Florida	L, 3-6
	Florida	L, 0-7
	Florida	W, 4-0
	Florida	L, 1-3
	Jacksonville	L, 7-12
	Florida JC	W, 5-3
	Georgia	L, 4-5
	Georgia	L, 0-1
	Georgia	L, 2-5
	Bradley	L, 6-7
	Bradley	W, 4-1
	Bradley	W, 14-7
	Vanderbilt	W, 6-4
	Vanderbilt	W, 4-3
	Vanderbilt	L, 3-8
	Louisville	W, 6-4
	Louisville	W, 14-13
	Louisville	W, 12-8
	Morehead	W, 19-3
	Bellarmine	W, 4-2
	Indiana	W, 4-2
	Indiana	L, 5-7
	Louisville	L, 12-15
	Georgetown	W, 14-9
	Georgia	W, 3-2
	Georgia	L, 12-15
	Georgia	L, 3-6
	Kentucky State	W, 14-0
4/18	Tennessee	W, 5-3
4/18	Tennessee	L, 4-6 (7)
4/19	Tennessee	W, 3-2 (5)
	Florida	L, 0-1
	Florida	L, 3-5
	Western Kentucky	L, 12-15
	Eastern Kentucky	W, 30-11
	Vanderbilt	L, 1-4
	Vanderbilt	L, 2-4
	Morehead	W, 6-3
	Morehead	L, 3-6

1979 (29-18, 13-11 SEC)

	Georgetown (Ky.)	W, 11-1
	Kentucky State	W, 15-10
	at Vanderbilt	W, 10-5
	at Vanderbilt	L, 3-5
	at Vanderbilt	W, 16-6
	at Louisville	L, 3-15
	at Tennessee	W, 4-3
	at Tennessee	W, 7-0
	at Tennessee	L, 2-11
	at Tampa	W, 4-3
	at Florida Southern	L, 3-4
	at Florida Southern	W, 7-3
	at Stetson	L, 3-12
	at Florida	L, 5-12
	at Florida	W, 7-4
	at Florida	L, 13-19
	at Georgia	L, 1-8
	at Georgia	W, 9-0
	at Georgia	L, 9-20
	at Northern Kentucky	W, 10-2
	Morehead State	W, 6-4
	at Morehead State	L, 19-20
	Tennessee	L, 6-7
	Tennessee	W, 7-1
	Tennessee	L, 2-6
	at Indiana	W, 2-1
	at Indiana	W, 3-2
	Florida	W, 6-1
	Florida	W, 3-2
	Florida	L, 10-12
	Northern Kentucky	W, 3-2
	Northern Kentucky	W, 16-8
	Vanderbilt	W, 6-1
	Vanderbilt	W, 7-6
	Vanderbilt	L, 9-12
	at Cincinnati	W, 17-12
	Xavier	W, 6-0
	Xavier	W, 9-7
	Louisville	L, 4-7
	Louisville	W, 7-0
	at Eastern Kentucky	W, 11-6
	at Western Kentucky	W, 2-1
	Georgia	L, 2-3

Georgia	W, 4-2
Georgia	W, 11-4
(1) at Mississippi State	L, 5-6
(1) vs. Florida	L, 6-13
(1) SEC Tournament; Starkville, Miss.	

1980 (25-21, 8-11 SEC)

3/3	at Mississippi Coll.	W, 4-0
3/4	at Mississippi State	W, 9-4
3/5	at Mississippi State	L, 0-10
3/6	at Alabama	L, 5-7
3/8	at Tennessee	L, 2-3
3/8	at Tennessee	W, 7-4
3/10	Georgetown	W, 9-8
3/15	Tennessee	W, 4-3
3/15	Tennessee	W, 4-2
3/16	Tennessee	L, 4-11
3/17	at Stetson	L, 3-4
3/17	at Stetson	L, 5-9
3/18	at Jacksonville	W, 4-2
3/19	at Jacksonville	L, 4-5
3/20	at Austin Peay	W, 13-5
3/22	at Florida	L, 2-4
3/22	at Florida	L, 4-5
3/23	at Florida	L, 11-16
3/26	at Eastern Kentucky	W, 4-3
3/27	Marshall	L, 3-6
3/27	Marshall	W, 3-0
3/29	Vanderbilt	W, 6-0
3/29	Vanderbilt	L, 0-6
4/1	Morehead State	W, 19-3
4/2	Eastern Kentucky	W, 16-2
4/5	at Georgia	W, 10-2
4/5	at Georgia	W, 6-2
4/6	at Georgia	L, 3-12
	at Morehead State	L, 6-7
	Northern Kentucky	W, 9-5
4/16	at Eastern Kentucky	L, 7-8
4/19	Florida	L, 2-4
4/19	Florida	L, 1-4
4/20	Florida	W, 12-5
4/22	Western Kentucky	W, 3-0
4/22	Western Kentucky	W, 6-5
4/23	Cincinnati	W, 19-16
4/25	at Southern Illinois	W, 8-4
4/26	at Southern Illinois	L, 3-6
4/26	at Southern Illinois	W, 3-2
4/27	Indiana State	W, 9-5
4/29	Eastern Kentucky	W, 14-6
4/30	at Western Kentucky	L, 6-10
	at Vanderbilt	L, 2-4
	at Vanderbilt	W, 6-5
	at Vanderbilt	L, 5-8

1981 (38-17-1, 13-9-1 SEC)

3/9	Georgetown (Ky.)	W, 14-3
3/10	Bellarmine	W, 7-2
3/11	West Virginia	W, 13-7
3/12	West Virginia	W, 2-0
3/12	West Virginia	W, 8-2
3/14	at Vanderbilt	L, 5-8
3/14	at Vanderbilt	W, 11-5
3/15	at Vanderbilt	W, 16-4
3/16	at Tampa	W, 11-8
3/17	at Tampa	W, 8-5
3/18	at South Florida	W, 3-1
3/19	at Eckerd	L, 9-10
3/21	at Florida	L, 1-2
3/21	at Florida	L, 4-5
3/24	Western Kentucky	W, 8-3
3/25	Morehead State	L, 0-10
3/26	Eastern Michigan	W, 9-4
3/26	Eastern Michigan	W, 3-2
3/27	Eastern Michigan	L, 5-10
3/28	Tennessee	W, 4-1
3/28	Tennessee	W, 6-5
3/29	Tennessee	L, 2-5
3/31	Eastern Kentucky	W, 6-4
4/1	Morehead State	W, 13-2
4/3	at Georgia Tech	L, 1-9
4/4	at Georgia	L, 2-4
4/4	at Georgia	W, 7-6
4/5	at Georgia	W, 8-6
4/7	Miami (Ohio)	W, 6-5
4/7	Miami (Ohio)	W, 6-2
4/8	at Marshall	W, 3-2
4/8	at Marshall	W, 4-0
4/11	at Tennessee	L, 5-6
4/11	at Tennessee	W, 10-5
4/12	at Tennessee	L, 3-4
4/15	at Eastern Kentucky	W, 9-7

4/18	Florida	W, 8-4
4/18	Florida	W, 5-4
4/19	Florida	L, 3-10
4/20	at Middle Tenn. St.	L, 2-4
4/21	at Western Kentucky	W, 6-4
4/21	at Western Kentucky	W, 7-1
4/22	Indiana	W, 7-3
4/25	Southern Illinois	W, 14-3
4/25	Southern Illinois	L, 3-4
4/26	Southern Illinois	W, 4-3
5/2	Georgia	L, 2-6
5/2	Georgia	W, 12-3
5/3	Georgia	W, 10-4
5/9	Vanderbilt	W, 7-5
5/9	Vanderbilt	W, 4-1
5/10	Vanderbilt	T, 1-1
5/15	(1) at Mississippi State	L, 2-3
5/16	(1) vs. Alabama	W, 3-2
6/17	(1) at Mississippi State	W, 3-2
5/18	(1) vs. Florida	L, 5-11

1982 (21-34, 6-17 SEC)

3/2	Georgetown (Ky.)	W, 13-1
3/4	at Jacksonville	L, 4-11
3/6	at Florida	L, 0-3
3/6	at Florida	W, 8-5
3/7	at Florida	L, 11-12
3/12	West Virginia	W, 4-3
3/12	West Virginia	W, 10-3
3/13	Vanderbilt	L, 3-10
3/13	Vanderbilt	W, 2-1
3/14	Vanderbilt	L, 4-14
3/16	at Alabama	L, 8-12
3/18	at Tennessee Wesleyan	L, 5-6
3/20	at Tennessee	L, 1-6
3/20	at Tennessee	L, 2-3
3/24	Morehead State	L, 3-8
3/24	Morehead State	W, 6-5
3/25	Cincinnati	L, 1-6
3/27	Cleveland State	L, 8-10
3/27	Cleveland State	W, 13-1
3/28	Cleveland State	L, 3-5
3/31	at Eastern Kentucky	L, 1-10
4/2	at Georgia Tech	W, 10-4
4/3	at Georgia	W, 7-4
4/3	at Georgia	L, 6-7
4/4	at Georgia	L, 11-12
4/10	Florida	W, 6-4
4/10	Florida	L, 4-6
4/11	Florida	W, 13-9
4/12	at Morehead State	L, 3-4
4/12	at Morehead State	L, 2-4
4/13	Eastern Kentucky	W, 14-6
4/14	at Southern Illinois	L, 3-5
4/14	at Southern Illinois	L, 1-7
4/17	at Vanderbilt	L, 4-6
4/17	at Vanderbilt	L, 3-12
4/18	at Vanderbilt	L, 0-4
4/20	at Louisville	W, 5-0
4/20	at Louisville	L, 0-10
4/22	at Eastern Kentucky	L, 7-8
4/24	Tennessee	L, 7-9
4/24	Tennessee	W, 5-4
4/25	Tennessee	L, 7-8
4/27	Eastern Kentucky	W, 21-4
4/28	at Indiana	L, 5-7
4/29	Marshall	W, 4-1
4/29	Marshall	W, 8-7
4/30	at Evansville	L, 7-8
4/30	at Evansville	L, 1-9
5/2	Louisville	W, 7-1
5/2	Louisville	W, 13-6
5/6	IU-Southeast	W, 6-3
5/6	IU-Southeast	W, 8-4
5/8	Georgia	L, 4-10
5/8	Georgia	L, 7-15
5/9	Georgia	L, 2-13

1983 (31-14, 6-11 SEC)

2/26	St. Xavier	W, 6-2
2/26	St. Xavier	W, 6-3
2/27	St. Xavier	W, 14-4
2/27	St. Xavier	W, 2-1
3/2	at Kentucky State	W, 15-0
3/5	at Georgia	W, 1-0
3/5	at Georgia	L, 0-1
3/6	at Georgia	L, 7-10
3/12	West Virginia	W, 5-4
3/13	West Virginia	W, 13-7
3/14	Eastern Connecticut	W, 10-1

3/15	Seton Hall	W, 15-6
3/16	Maryland	W, 13-0
3/16	Maryland	W, 4-2
3/17	SE Massachusetts	W, 15-2
3/18	Dayton	W, 6-4
3/19	Tennessee	L, 5-6
3/19	Tennessee	L, 1-2
3/24	Cincinnati	W, 12-3
3/24	Cincinnati	W, 25-0
3/26	at Vanderbilt	W, 4-3
3/27	at Vanderbilt	L, 6-9
3/27	at Vanderbilt	L, 3-4
3/30	Morehead State	W, 11-0
4/4	Florida	L, 4-11
4/4	Florida	W, 5-0
4/6	New York Tech	W, 7-3
4/12	Indiana	L, 1-3
4/16	Southern Illinois	W, 7-2
4/16	Southern Illinois	W, 6-3
4/17	Southern Illinois	W, 14-5
4/18	Eastern Kentucky	W, 20-6
4/19	Louisville	L, 8-10
4/21	Kentucky State	W, 16-1
4/25	at Tennessee	L, 3-4
4/25	at Tennessee	W, 11-3
4/26	at Cincinnati	W, 7-5
4/26	at Cincinnati	W, 8-5
4/27	Marshall	W, 4-3
4/27	Marshall	L, 1-2
4/30	Vanderbilt	W, 5-0
4/30	Vanderbilt	W, 4-2
5/7	Florida	L, 4-9
5/7	Florida	L, 4-7
5/8	Florida	L, 5-7

1984 (25-22, 9-13 SEC)

3/2	at Spring Hill	L, 7-9
3/2	at South Alabama	L, 1-5
3/3	at West Florida	W, 4-3
3/3	at West Florida	W, 4-0
3/4	at West Florida	W, 12-3
3/10	Tennessee	L, 2-5
3/10	Tennessee	W, 5-1
3/11	Tennessee	W, 8-4
3/15	SE Massachusetts	W, 13-4
3/16	at Cumberland	W, 13-3
3/18	at Vanderbilt	W, 8-5
3/18	at Vanderbilt	W, 10-1
3/19	Missouri	W, 11-4
3/19	at Murray State	L, 2-5
3/24	Florida	L, 2-9
3/24	Florida	L, 3-11
3/25	Florida	W, 7-6
3/27	Morehead State	W, 8-3
3/27	Morehead State	W, 6-1
3/29	Kentucky State	W, 8-4
3/31	at Georgia	L, 2-4
3/31	at Georgia	W, 7-2
4/1	at Georgia	W, 20-11
4/5	Eastern Kentucky	L, 2-15
4/6	Morehead State	W, 23-12
4/7	Middle Tenn. St.	L, 0-1
4/7	Middle Tenn. St.	W, 15-3
4/11	at Cincinnati	W, 10-3
4/12	Cumberland	W, 6-2
4/14	at Tennessee	L, 2-3
4/14	at Tennessee	L, 6-7
4/15	at Tennessee	W, 2-0
4/18	at Evansville	W, 6-3
4/18	at Evansville	L, 0-1
4/19	Marshall	L, 6-15
4/19	Marshall	W, 6-3
4/23	Vanderbilt	L, 1-12
4/23	Vanderbilt	L, 1-4
4/24	Cincinnati	W, 8-6
4/25	Evansville	L, 0-4
4/25	Evansville	L, 2-3
4/28	at Florida	L, 0-2
4/28	at Florida	L, 1-5
4/29	at Florida	L, 2-9
5/5	Georgia	L, 2-6
5/5	Georgia	L, 7-8
5/6	Georgia	W, 14-2

1985 (28-24, 10-13 SEC)

2/23	(1) at Florida Southern	W, 5-3
2/24	(1) vs. Eastern Mich.	W, 5-0
2/25	(1) vs. Eastern Mich.	L, 6-12
2/26	(1) at South Florida	L, 3-5
2/27	(1) vs. Western Mich.	W, 13-7
2/28	(1) vs. Western Mich.	L, 3-15



KENTUCKY

BASEBALL



3/2 at Florida	L, 0-3	4/24 at Morehead State	L, 9-13	3/26 Alabama	W, 3-2	4/24 at Ole Miss	L, 4-6
3/2 at Florida	L, 1-12	4/26 at Mississippi State	W, 6-3	3/26 Alabama	L, 4-6	4/26 at Middle Tenn. St.	L, 2-7
3/3 at Florida	L, 3-15	4/26 at Mississippi State	L, 2-10	3/27 Alabama	W, 9-5	4/27 at Middle Tenn. St.	W, 12-3
3/5 Ball State	L, 5-6	4/26 at Mississippi State	L, 6-13	3/27 at Eastern Kentucky	L, 2-3	4/28 Georgetown (Ky.)	W, 11-8
3/6 Eastern Kentucky	W, 17-16	4/29 New York Tech	W, 14-9	4/2 at Tennessee	W, 10-2	4/29 Mississippi State	W, 6-3
3/9 Tennessee	W, 2-0	4/30 New York Tech	W, 19-3	4/2 at Tennessee	W, 9-2	4/29 Mississippi State	L, 8-12
3/9 Tennessee	L, 5-6	5/1 New York Tech	L, 9-11	4/3 at Tennessee	W, 6-4	4/30 Mississippi State	L, 16-28
3/10 Tennessee	W, 9-3	at Kentucky State	W, 12-7	4/5 at Indiana State	L, 9-13	5/2 Louisville	W, 9-4
3/13 Georgetown (Ky.)	W, 6-0	5/3 Georgia	L, 7-8	4/7 at Western Kentucky	W, 7-3	5/2 Louisville	W, 6-0
3/16 at Vanderbilt	L, 1-4	5/3 Georgia	W, 11-2	4/8 Youngstown State	W, 16-7	5/6 at Georgia	L, 3-7
3/16 at Vanderbilt	L, 7-8	5/4 Georgia	W, 12-2	4/9 Vanderbilt	W, 7-3	5/6 at Georgia	L, 4-11
3/17 at Vanderbilt	W, 7-4			4/9 Vanderbilt	W, 12-10	5/7 at Georgia	L, 8-10
3/18 at Cumberland	L, 8-9	1987 (40-15, 16-11 SEC)		4/10 Vanderbilt	W, 6-4	(1) Lakeland, Fla.	
3/20 at Clemson	L, 3-4	3/1 at West Florida	W, 11-9	4/12 West Virginia	L, 10-12	(2) College Station, Texas	
3/22 at Clemson	W, 7-3	3/1 at West Florida	W, 6-4	4/13 Ball State	L, 7-15		
3/23 at Georgia	L, 6-7	3/3 Indiana	W, 4-1	4/14 at Morehead State	W, 22-6	1990 (27-29, 8-18 SEC)	
3/23 at Georgia	W, 7-5	3/6 Miami (Ohio)	W, 4-1	4/16 at Auburn	L, 1-9	3/2 (1) vs. Mercer	W, 6-5
3/24 at Georgia	L, 10-11	3/6 Miami (Ohio)	W, 5-3	4/16 at Auburn	L, 0-2	3/3 (1) at Armstrong State	L, 10-11
3/29 at Eastern Kentucky	L, 5-8	3/7 Louisville	W, 8-2	4/17 at Auburn	W, 2-1	3/4 (1) vs. Augusta College	W, 12-6
3/30 Alabama	W, 12-8	3/8 Louisville	W, 8-5	4/19 Morehead State	W, 21-4	3/6 Eastern Michigan	W, 7-2
3/31 Alabama	L, 6-8	3/11 Cumberland (Tenn.)	W, 6-4	4/19 Morehead State	W, 14-3	3/6 Eastern Michigan	W, 8-2
4/2 at Morehead State	W, 8-7	3/12 Bradley	L, 0-6	4/20 Eastern Kentucky	W, 10-4	3/7 at Indiana	W, 10-0
4/4 Austin Peay	W, 12-4	3/14 LSU	W, 7-2	4/21 Western Kentucky	L, 5-18	3/8 at Louisville	W, 11-4
4/6 Florida	L, 0-10	3/14 LSU	L, 4-8	4/22 Ole Miss	W, 9-5	3/10 Ohio	W, 5-2
4/6 Florida	W, 8-6	3/15 LSU	L, 0-5	4/22 Ole Miss	W, 7-6	3/10 Ohio	W, 9-0
4/7 Florida	L, 2-5	3/17 Morehead State	W, 14-0	4/23 Ole Miss	W, 9-4	3/11 Kentucky State	W, 8-4
4/9 at Cincinnati	L, 5-6	3/17 Morehead State	W, 5-4	4/27 Louisville	W, 14-5	3/12 Kentucky Wesleyan	W, 7-2
4/11 Cumberland	W, 14-8	3/21 at Alabama	W, 7-4	4/28 at Louisville	W, 15-6	3/14 Xavier	W, 8-4
4/13 at Tennessee	W, 7-5	3/21 at Alabama	W, 11-9	4/30 at Mississippi State	W, 10-4	3/17 Georgia	L, 2-4
4/13 at Tennessee	W, 9-5	3/22 at Alabama	L, 5-7	4/30 at Mississippi State	L, 6-8	3/17 Georgia	L, 2-3
4/14 at Tennessee	W, 14-1	3/24 Ohio Dominican	W, 8-5	5/1 at Mississippi State	L, 7-10	3/18 Georgia	W, 7-2
4/16 at Louisville	W, 8-5	3/28 Tennessee	W, 10-9	5/3 Austin Peay	W, 16-5	3/20 Lincoln Memorial	W, 3-0
4/17 Evansville	W, 15-4	3/28 Tennessee	L, 5-7	5/4 East Tennessee State	W, 12-9	3/21 at Indiana State	L, 7-8
4/20 Vanderbilt	L, 3-5	3/29 Tennessee	W, 11-5	5/7 Georgia	W, 11-0	3/22 Butler	W, 5-0
4/20 Vanderbilt	W, 17-2	4/1 at Eastern Kentucky	W, 19-9	5/7 Georgia	W, 7-2	3/24 at Tennessee	W, 19-3
4/21 Vanderbilt	W, 4-2	4/4 at Florida	L, 2-12	5/8 Georgia	L, 2-9	3/24 at Tennessee	L, 0-11
4/23 Cincinnati	W, 10-4	4/4 at Florida	L, 3-10	5/12 (2) vs. LSU	W, 9-7	3/25 at Tennessee	L, 5-12
4/24 Louisville	W, 9-6	4/5 at Florida	L, 3-10	5/13 (2) at Mississippi State	L, 5-6	3/27 at Morehead State	W, 21-6
4/28 Georgia	L, 0-3	4/7 Wright State	W, 6-3	5/14 (2) vs. Georgia	L, 4-5	3/28 at Eastern Kentucky	W, 7-6
4/28 Georgia	L, 4-10	4/9 Marshall	W, 12-1	5/27 (3) vs. Rutgers	W, 6-2	3/24 at Mississippi State	L, 0-3
4/30 at Evansville	L, 0-1	4/11 at Vanderbilt	W, 9-6	5/28 (3) vs. St. John's	W, 12-5	3/24 at Mississippi State	L, 2-9
5/1 Morehead St.	L, 1-4	4/11 at Vanderbilt	W, 11-3	5/30 (3) vs. Clemson	W, 8-7	3/25 at Mississippi State	L, 0-8
5/2 at Middle Tenn. St.	W, 6-4	4/12 at Vanderbilt	W, 5-1	5/30 (3) vs. Stanford	L, 5-6	4/4 at Western Kentucky	W, 2-1
5/3 at Western Kentucky	W, 7-4	4/15 Kentucky State	W, 8-1	5/31 (3) vs. Stanford	L, 2-16	4/7 Vanderbilt	W, 14-2
5/4 vs. Western Kentucky	W, 5-4	4/15 Kentucky State	W, 14-4	(1) Stillwater, Okla.		4/7 Vanderbilt	L, 3-4
5/5 Western Kentucky	W, 4-3	4/15 at Louisville	W, 12-4	(2) SEC Tournament Starkville, Miss.		4/8 Vanderbilt	L, 2-6
(1) Tampa, Fla.		4/18 Auburn	L, 7-12	(3) NCAA Northeast Regional; New Britain, Conn.		4/12 Middle Tenn. St.	L, 10-11
		4/18 Auburn	W, 6-5			4/14 Ole Miss	W, 5-4
1986 (25-28, 7-21 SEC)		4/19 Auburn	W, 11-4	1989 (28-25-1, 10-17 SEC)		4/14 Ole Miss	W, 10-2
2/28 at West Florida	L, 4-5	4/21 at Louisville	W, 16-4	2/26 (1) vs. Penn St.	W, 8-5	4/15 Ole Miss	L, 2-9
3/1 at South Alabama	L, 2-6	4/22 Middle Tenn. St.	L, 3-5	2/26 (1) vs. Penn St.	W, 7-2	4/17 Morehead State	L, 6-8
3/2 at West Florida	L, 9-10	4/23 Georgetown	W, 15-9	2/27 (1) vs. Penn St.	L, 9-12	4/18 Wright State	L, 1-5
3/8 at LSU	L, 7-8	4/25 at Ole Miss	L, 5-6	2/28 (1) vs. Arkansas	L, 4-8	4/19 Western Kentucky	L, 1-5
3/8 at LSU	L, 1-5	4/25 at Ole Miss	L, 3-7	3/1 (1) vs. Arkansas	W, 6-2	4/21 at LSU	L, 1-8
3/9 at LSU	L, 10-12	4/26 at Ole Miss	W, 14-8	3/3 at Florida	L, 9-10	4/21 at LSU	L, 0-9
3/11 at Eastern Kentucky	W, 5-4	4/29 Cumberland (Ky.)	W*, 9-0	3/4 at Florida	L, 6-12	4/22 at LSU	L, 3-9
3/12 Kentucky Wesleyan	W, 14-1	4/30 Eastern Kentucky	W, 9-6	3/4 at Florida	W, 7-4	4/24 Austin Peay	L, 10-17
3/13 Marshall	W, 6-1	5/2 Mississippi State	W, 2-1	3/11 (2) vs. Iowa	L, 6-17	4/25 West Virginia	W, 7-0
3/14 Ohio Dominican	W, 12-8	5/2 Mississippi State	W, 10-7	3/12 (2) vs. Maine	W, 8-7	4/25 West Virginia	W, 8-6
3/15 Alabama	L, 12-14	5/3 Mississippi State	W, 5-3	3/12 (2) at Texas A&M	L, 2-3	4/26 at Middle Tenn. St.	L, 7-9
3/15 Alabama	L, 7-19	5/6 at Morehead State	W, 13-4	3/13 (2) at Texas A&M	L, 4-11	4/28 at Auburn	L, 6-9
3/16 Alabama	L, 5-8	5/6 at Morehead State	W, 11-7	3/14 (2) vs. Maine	W, 6-4	4/28 at Auburn	W, 5-1
3/18 at Alabama	L, 2-8	5/9 at Georgia	L, 3-6	3/14 (2) vs. Iowa	W, 12-4	4/29 at Auburn	W, 7-4
3/20 Middle Tenn. St.	W, 12-7	5/9 at Georgia	W, 3-2	3/16 at Western Kentucky	L, 4-7	5/4 Louisville	W, 10-3
3/22 at Tennessee	W, 6-4	5/10 at Georgia	W, 7-2	3/18 LSU	L, 7-11	5/5 Alabama	L, 6-12
3/22 at Tennessee	L, 0-6	5/14 (1) vs. Florida	W, 5-4	3/18 LSU	L, 0-15	5/5 Alabama	L, 5-7
3/23 at Tennessee	L, 4-5	5/15 (1) vs. Auburn	L, 4-5	3/19 LSU	W, 12-9	5/6 Alabama	L, 2-6
3/26 Eastern Kentucky	L, 6-8	5/16 (1) vs. LSU	L, 1-4	3/22 Indiana State	W, 7-6	5/8 Georgetown (Ky.)	L, 4-5
3/27 Dayton	W, 10-7	(1) SEC Tournament; Athens, Ga.		3/23 Middle Tenn. St.	W, 13-6	5/9 at Wright State	L, 3-4
3/29 Florida	L, 0-5	* forfeit win		3/25 at Alabama	W, 6-4	5/9 at Wright State	L, 0-5
3/29 Florida	L, 2-3			3/25 at Alabama	L, 4-5	5/12 Florida	W, 8-6
3/30 Florida	L, 6-7	1988 (38-25, 18-9 SEC)		3/26 at Alabama	W, 9-6	5/12 Florida	L, 9-15
4/1 Kentucky State	W, 15-2	2/26 at Tampa	W, 10-8	3/28 at Eastern Kentucky	T, 8-8	(1) Savannah, Ga.	
4/2 Morehead State	W, 11-8	2/27 at Tampa	W, 10-6	4/1 Tennessee	L, 6-13		
4/3 Bellarmine	W, 10-6	2/28 at Tampa	W, 10-4	4/1 Tennessee	W, 7-4	1991 (41-20, 13-12 SEC)	
Middle Tennessee St.	W, 7-6	2/28 at South Florida	L, 6-7	4/2 Tennessee	L, 4-10	2/15 (1) vs. Augusta College	W, 7-1
4/5 Vanderbilt	W, 4-2	3/1 at Louisville	W, 15-5	4/5 at Cincinnati	W, 9-4	2/16 (1) at Armstrong State	W, 10-9
4/5 Vanderbilt	W, 6-2	3/5 Florida	L, 1-3	4/6 Miami (Ohio)	W, 6-5	2/17 (1) vs. Howard	W, 15-2
4/6 Vanderbilt	W, 10-8	3/6 Florida	W, 7-1	4/8 at Vanderbilt	W, 9-5	2/23 (2) vs. Coastal Carolina	W, 5-1
4/8 Cincinnati	W, 19-1	3/6 Florida	W, 11-10	4/8 at Vanderbilt	L, 1-4	2/24 (2) vs. West Virginia	W, 3-2
4/9 Evansville	L, 7-13	3/9 at Middle Tenn. St.	W, 5-1	4/9 at Vanderbilt	L, 1-5	3/1 at UAB	W, 9-5
4/10 Georgetown	W, 8-3	3/13 at Oral Roberts	L, 5-7	4/12 Xavier	W, 12-2	3/2 at Samford	L, 4-5
4/12 at Auburn	L, 0-1	3/14 at Oklahoma State	L, 3-12	4/13 Western Kentucky	W, 8-6	3/5 at Louisville	W, 17-9
4/12 at Auburn	L, 5-16	3/15 at Oklahoma State	L, 0-4	4/15 Auburn	W, 7-5	3/7 Lincoln Memorial	W, 19-1
4/13 at Auburn	L, 4-5	3/16 (1) vs. Stephen F. Austin	L, 2-8	4/15 Auburn	L, 3-5	3/8 Indiana State	W, 8-4
4/16 at Evansville	W, 11-7	3/19 at LSU	L, 1-3	4/16 Auburn	W, 9-4	3/10 (3) vs. New Mexico	W, 11-3
4/19 Ole Miss	L, 9-11	3/19 at LSU	L, 1-2	4/18 Wright State	L, 1-8	3/11 (3) at Grand Canyon	W, 16-12
4/19 Ole Miss	L, 3-10	3/20 at LSU	W, 3-1	4/19 Morehead State	W, 5-4	3/12 at Arizona	W, 5-4
4/20 Ole Miss	L, 4-5	3/22 at Morehead State	L, 4-5	4/20 Marshall	W, 14-10	3/13 at Arizona	L, 0-24
4/21 at Louisville	W, 4-3	3/24 at Marshall	W, 14-5	4/22 at Ole Miss	L, 3-4	3/16 at Georgia	L, 3-4
4/23 Louisville	W, 18-3	3/25 Youngstown State	L, 6-10	4/23 at Ole Miss	W, 9-5	3/16 at Georgia	L, 2-4



KENTUCKY

BASEBALL



3/17	at Georgia	W, 7-4	4/21	at Louisville	L, 11-12	2/25	at B'ham-Southern	W, 6-2	4/9	at LSU	L, 5-6
3/20	at Marshall	W, 13-3	4/22	Austin Peay	W, 20-5	2/26	at Samford	L, 2-5	4/11	Marshall	W, 4-1
3/21	Union	W, 10-3		at Eastern Kentucky	W, 15-6	2/27	at UAB	W, 7-4	4/12	Bellarmine	W, 17-5
3/23	Tennessee	L, 1-7	4/25	Vanderbilt	L, 6-8	3/4	(1) vs. Indiana	W, 5-4	4/14	Tennessee	L, 6-7
3/23	Tennessee	W, 1-0	4/25	Vanderbilt	L, 4-6	3/5	(1) vs. Tennessee Tech	W, 9-4	4/15	Tennessee	L, 4-7
3/24	Tennessee	W, 7-4	4/26	Vanderbilt	W, 13-2	3/5	(1) at Louisville	W, 18-9	4/16	Tennessee	L, 10-12
3/26	Northwestern	W, 8-7	4/28	Louisville	W, 20-2	3/6	(1) vs. Indiana	L, 8-9	4/18	at Middle Tenn. St.	L, 2-8
3/27	Northwestern	W, 6-4	4/29	at Wright State	W, 6-5	3/12	(1) vs. Eastern Michigan	W, 7-5	4/20	Xavier	W, 9-7
3/28	Georgetown (Ky.)	W, 11-3	4/30	Middle Tenn. St.	L, 7-8	3/12	(1) vs. Eastern Michigan	W, 4-2	4/21	at Florida	L, 1-5
3/30	Mississippi State	W, 21-9	5/2	at Georgia	L, 4-6	3/14	(2) at Fresno State	L, 3-8	4/22	at Florida	L, 3-7
3/30	Mississippi State	W, 4-1	5/2	at Georgia	L, 4-5	3/15	(2) vs. Illinois State	W, 12-5	4/23	at Florida	L, 4-8
3/31	Mississippi State	L, 3-4	5/3	at Georgia	L, 1-12	3/16	(2) vs. Maine	W, 11-3	4/25	at Louisville	W, 15-6
4/2	Kentucky State	W, 9-2	5/7	Eastern Kentucky	L, 5-7	3/17	(2) vs. New Mexico	L, 4-5	4/26	at Eastern Kentucky	L, 5-11
4/3	Marshall	W, 10-4	5/9	at South Carolina	L, 4-11	3/18	(2) vs. Washington St.	L, 5-13	4/27	Western Kentucky	W, 8-3
4/4	Bellarmine	W, 10-3	5/9	at South Carolina	L, 3-4	3/19	(2) vs. Nebraska	L, 5-6	4/28	at Vanderbilt	W, 9-5
4/6	at Vanderbilt	L, 7-9	5/10	at South Carolina	L, 5-16	3/22	Marshall	W, 9-5	4/29	at Vanderbilt	L, 2-8
4/6	at Vanderbilt	L, 4-8	(1) Savannah, Ga.			3/25	at Ole Miss	W, 6-3	4/30	at Vanderbilt	W, 8-5
4/7	at Vanderbilt	W, 10-4	(2) Macon, Ga.			3/26	at Ole Miss	L, 2-13	5/5	Georgia	W, 13-3
4/8	Middle Tenn. St.	W, 6-3	(3) Tampa, Fla.			3/29	Marshall	L, 6-8	5/6	Georgia	L, 4-8
4/10	at Eastern Kentucky	W, 13-8	(4) Louisville, Ky.			3/30	at Xavier	W, 9-5	5/7	Georgia	L, 5-7
4/11	at Middle Tenn. St.	W, 12-6				4/1	Mississippi State	L, 3-4	5/10	Louisville	W, 10-8
4/13	at Ole Miss	L, 0-9	1993 (38-23-1, 14-14-1 SEC)			4/2	Mississippi State	L, 12-13	5/12	South Carolina	L, 3-4
4/14	at Ole Miss	L, 3-4	2/19	vs. N.C. State	L, 2-3	4/3	Mississippi State	L, 13-16	5/13	South Carolina	W, 12-10
4/16	Wright State	W, 5-4	2/20	at Armstrong State	W, 3-0	4/5	Southern Illinois	L, 14-15	5/14	South Carolina	W, 22-11
4/16	Wright State	W, 4-2	2/21	vs. Howard	W, 8-2	4/7	Morehead State	L, 7-10	5/18	(5) vs. South Carolina	W, 6-2
4/17	Austin Peay	W, 11-5	2/26	at UAB	L, 1-3	4/8	LSU	W, 9-6	5/19	(5) vs. Georgia	W, 9-8
4/18	at Western Kentucky	L, 9-10	2/27	at UAB	W, 8-1	4/9	LSU	W, 13-3	5/20	(5) vs. Vanderbilt	W, 9-6
4/20	LSU	W, 17-7	2/28	Tennessee Tech	L, 1-6	4/12	Western Kentucky	W, 8-4	5/21	(5) at Tennessee	L, 5-22
4/20	LSU	W, 11-7	3/5	Indiana	L, 3-4	4/13	at Morehead State	W, 20-6	5/21	(5) at Tennessee	L, 2-7
4/21	LSU	W, 7-3	3/6	Dayton	W, 12-10	4/16	at Tennessee	W, 12-7	(1) Southern Challenge; Charleston, S.C.		
4/23	Cincinnati	W, 17-6	3/6	Louisville	W, 10-2	4/16	at Tennessee	L, 1-3	(2) Service Academy Classic; Millington, Tenn.		
4/24	Louisville	L, 6-10	3/7	Indiana	W, 4-1	4/17	at Tennessee	L, 4-9	(3) Jacksonville Greyhound Racing Classic; Jacksonville, Fla.		
4/27	Auburn	W, 11-10	3/10	Dayton	W, 9-1	4/18	at Eastern Kentucky	L, 7-14	(4) Big Four Classic; Louisville, Ky.		
4/27	Auburn	L, 3-10	3/11	Georgetown (Ky.)	W, 18-2	4/19	at Western Kentucky	W, 12-5	(5) SEC East Tournament; Knoxville, Tenn.		
4/28	Auburn	L, 1-3	3/19	Notre Dame	L, 6-7	4/20	Xavier	W, 18-2			
5/1	Eastern Kentucky	W, 11-9	3/20	Notre Dame	W, 13-10	4/22	Florida	L, 15-16			
5/4	at Alabama	W, 4-3	3/21	Notre Dame	W, 8-7	4/23	Florida	W, 11-5	1996 (35-24, 15-14 SEC)		
5/4	at Alabama	W, 9-5	3/21	Notre Dame	W, 9-6	4/24	Florida	W, 6-1	2/16	at Florida Atlantic	L, 7-8
5/5	at Wright State	L, 1-3	3/23	Xavier	W, 14-1	4/26	at Louisville	W, 18-7	2/17	at Florida Atlantic	W, 3-1
5/9	Western Kentucky	L, 2-3	3/24	Morehead State	W, 8-3	4/27	at Murray State	W, 21-9	2/18	at Florida Atlantic	W, 7-2
5/11	at Florida	W, 6-1	3/27	at Alabama	W, 6-3	4/30	Vanderbilt	L, 3-4	2/23	(1) at UNC-Wilm.	W, 6-3
5/11	at Florida	L, 0-5	3/28	at Alabama	W, 7-4	4/30	Vanderbilt	L, 5-10	2/24	(1) vs. East Carolina	L, 4-5
5/12	at Florida	L, 2-14	3/30	at Alabama	L, 7-8	5/1	Vanderbilt	W, 11-10	2/25	(1) vs. Old Dominion	W, 12-8
5/16	(4) at LSU	L, 7-8	4/3	at Eastern Kentucky	W, 8-0	5/7	at Georgia	L, 2-25	3/1	(2) vs. Troy State	W, 9-2
5/17	(4) vs. Auburn	L, 5-8	4/3	Auburn	L, 4-10	5/8	at Georgia	W, 12-6	3/2	(2) vs. Indiana	W, 4-3
(1) Savannah, Ga.			4/4	Auburn	L, 3-7	5/9	at Georgia	L, 4-5	2/3	(2) vs. Samford	W, 16-5
(2) Macon, Ga.			4/6	Auburn	L, 8-16	5/10	Eastern Kentucky	W, 15-0	3/5	Kentucky Wesleyan	W, 19-5
(3) Phoenix, Ariz.			4/7	at Southern Illinois	W, 7-5	5/11	Louisville	W, 9-8	3/6	Georgetown (Ky.)	W, 16-7
(4) SEC Tournament; Baton Rouge, La.			4/9	Marshall	W, 12-11	5/13	at South Carolina	W, 2-0	3/10	Ole Miss	W, 2-1
1992 (33-23, 10-14 SEC)			4/10	at Arkansas	L, 0-1	5/14	at South Carolina	L, 8-9	3/11	Ole Miss	W, 5-3
2/14	(1) vs. N.C. State	L, 0-1	4/10	at Arkansas	W, 9-3	5/15	at South Carolina	W, 4-2	3/12	Ole Miss	W, 8-0
2/15	(1) at Armstrong State	W, 11-7	4/13	at Arkansas	L, 4-8	5/19	(3) South Carolina	W, 6-5	3/13	Toledo	W, 7-2
2/16	(1) vs. Howard	W, 13-3	4/13	Western Kentucky	W, 15-9	5/20	(3) Georgia	L, 5-17	3/15	at Austin Peay	L, 8-19
2/21	(2) vs. Georgia State	W, 18-3	4/14	Kentucky Wesleyan	W, 8-5	5/21	(3) Vanderbilt	L, 6-15	3/16	at Mississippi State	L, 5-9
2/22	(2) at Mercer	W, 16-4	4/15	Morehead State	L, 4-7	(1) Louisville, Ky.		3/17	at Mississippi State	L, 11-18	
2/22	(2) at Mercer	W, 16-4	4/17	Tennessee	L, 3-14	(2) Fresno, Calif.		3/23	at Mississippi State	L, 5-7	
2/28	(3) vs. South Alabama	L, 3-9	4/17	Tennessee	L, 3-4	(3) SEC Tournament; Lexington, Ky.		3/23	Arkansas	L, 9-16	
2/29	(3) at South Florida	W, 6-5	4/18	Tennessee	L, 5-8			3/24	Arkansas	W, 6-5	
3/1	(3) vs. Eastern Michigan	W, 3-0	4/20	at Louisville	L, 1-2			3/26	Arkansas	L, 5-7	
3/4	Lincoln Memorial	W, 5-4	4/22	Austin Peay	W, 13-2	1995 (29-32, 10-19 SEC)		3/27	at Morehead State	L, 6-9	
3/6	(4) vs. Indiana	W, 9-7	4/24	at Florida	W, 5-3	2/10	(1) vs. The Citadel	W, 3-2	3/27	at Marshall	W, 15-1
3/7	(4) vs. Notre Dame	W, 8-1	4/24	at Florida	W, 7-6	2/12	(1) vs. Ga. Southern	L, 3-5	3/27	at Auburn	L, 10-16
3/7	(4) at Louisville	L, 4-15	4/25	at Florida	W, 7-4	2/17	at South Alabama	L, 5-6	3/29	at Auburn	W, 7-4
3/8	(4) vs. Notre Dame	L, 2-6	4/27	Eastern Kentucky	W, 3-2	2/18	at South Alabama	L, 0-6	3/30	at Auburn	L, 6-12
3/13	Western Michigan	W, 5-2	4/28	Louisville	W, 5-4	2/19	at South Alabama	L, 1-11	3/31	at Auburn	L, 6-12
3/14	Western Michigan	W, 12-4	4/29	Kentucky State	W, 19-4	2/24	(2) vs. Army	W, 8-6	4/1	at Western Kentucky	L, 16-17
3/15	Eastern Michigan	W, 16-6	5/1	at Vanderbilt	W, 11-5	2/25	(2) vs. Navy	W, 3-2	4/2	Xavier	W, 16-0
3/16	Eastern Michigan	W, 6-5	5/2	at Vanderbilt	W, 24-8	2/26	(2) vs. Air Force	W, 4-1	4/3	Morehead State	L, 9-10
3/21	Alabama	W, 6-4	5/2	at Vanderbilt	T, 4-4	(2) vs. Memphis	W, 8-2	4/5	Alabama	L, 4-17	
3/21	Alabama	W, 6-5	5/8	Georgia	W, 14-2	3/1	Murray State	W, 7-5	4/6	Alabama	W, 3-2
3/22	Alabama	W, 6-5	5/8	Georgia	L, 5-8	3/4	Ohio University	W, 9-5	4/7	Alabama	L, 1-4
3/24	Minnesota	W, 11-8	5/9	Georgia	W, 6-5	3/5	Ohio University	L, 3-4	4/9	Marshall	W, 26-5
3/25	Minnesota	W, 5-4	5/11	Middle Tenn. St.	W, 8-7	3/11	(3) vs. Cent. Michigan	W, 7-6	4/10	Cincinnati	W, 16-7
3/26	Bowling Green	W, 5-1	5/12	at Western Kentucky	W, 7-6	3/12	(3) at North Florida	L, 3-6	4/12	at Tennessee	W, 4-3
3/28	at Auburn	W, 6-3	5/15	South Carolina	L, 1-3	3/13	(3) vs. Maine	L, 3-4	4/13	at Tennessee	W, 5-4
3/28	at Auburn	W, 8-4	5/15	South Carolina	W, 4-2	3/14	(3) at Jacksonville	L, 2-8	4/14	at Tennessee	L, 2-12
3/29	at Auburn	W, 12-5	5/16	South Carolina	L, 8-10	3/17	(4) vs. Indiana	L, 0-3	4/16	Middle Tenn. St.	L, 2-11
3/31	Wright State	L, 3-10	5/20	(1) vs. Florida	W, 7-1	3/18	(4) vs. Navy	W, 4-3	4/17	Cincinnati	W, 7-6
4/4	Arkansas	W, 14-6	5/21	(1) vs. Tennessee	W, 9-7	3/18	(4) at Louisville	W, 11-3	4/19	Florida	W, 7-4
4/4	Arkansas	L, 9-10	5/22	(1) vs. Georgia	W, 13-3	3/19	(4) vs. Indiana	L, 11-15	4/20	Florida	L, 5-10
4/5	Arkansas	W, 10-7	5/23	(1) vs. Tennessee	L, 6-7	3/21	at Western Kentucky	W, 8-7	4/21	Florida	L, 3-10
4/7	Kentucky State	W, 16-5	5/23	(1) vs. Tennessee	L, 4-6	3/24	Ole Miss	L, 0-5	4/24	Eastern Kentucky	W, 10-2
4/9	Western Kentucky	W, 10-9	5/28	(2) vs. Southern Cal	L, 1-7	3/25	Ole Miss	W, 15-9	4/26	at Vanderbilt	L, 0-11
4/11	at Tennessee	L, 2-3	5/29	(2) at Texas	L, 3-8	3/26	Ole Miss	L, 12-14	4/27	at Vanderbilt	L, 2-7
4/11	at Tennessee	L, 1-2	(1) SEC Tournament; Columbia, S.C.			3/28	at Xavier	W, 6-2	4/28	at Vanderbilt	W, 17-7
4/12	at Tennessee	L, 5-13	(2) NCAA Central Regional; Austin, Texas			3/29	at Marshall	W, 12-7	5/4	at Georgia	W, 11-9
4/14	Southern Illinois	W, 24-11	1994 (32-25, 11-14 SEC)			3/31	at Mississippi State	W, 5-3	5/5	at Georgia	W, 11-8
4/15	at Middle Tenn. St.	L, 3-8	2/18	at The Citadel	L, 2-4	4/1	at Mississippi State	L, 5-7	5/8	Western Kentucky	L, 5-7
4/18	Florida	W, 10-5	2/19	at The Citadel	W, 5-4	4/2	at Mississippi State	L, 7-13	5/8	Louisville	W, 11-5
4/18	Florida	L, 0-7	2/20	at The Citadel	W, 11-2	4/5	at Morehead State	L, 2-7	5/10	South Carolina	W, 8-3
4/19	Florida	L, 4-9				4/7	at LSU	L, 0-11	5/11	South Carolina	W, 6-1
						4/8	at LSU	L, 7-16	5/12	South Carolina	W, 4-2



KENTUCKY[®]

BASEBALL



5/15 (3) vs. Arkansas	W, 7-5	3/24 IUPUI-Fort Wayne	W, 8-4	5/15 at LSU	W, 13-8	3/14 Tennessee-Martin	W, 8-1
5/16 (3) vs. Alabama	L, 2-3	3/25 Austin Peay State	W, 8-5	5/16 at LSU	L, 4-6	3/16 Alabama	L, 1-3
5/17 (3) vs. Mississippi State	W, 4-1	3/27 LSU	L, 3-7	5/19 (3) vs. Arkansas	L, 4-6	3/17 Alabama	L, 1-15
5/18 (3) vs. LSU	W, 12-11	3/28 LSU	L, 2-7	5/20 (3) vs. LSU	L, 0-10	3/18 Alabama	L, 7-26
5/19 (3) vs. Alabama	L, 8-16	3/29 LSU	L, 6-11	(1) Franklin-Life Shootout; Charleston, S.C.			
(1) Ralston-Purina Baseball Challenge; Wilmington, N.C.				(2) Blue-Gray Classic; Montgomery, Ala.			
(2) Big 10 Tires Classic; Montgomery, Ala.				(3) SEC Tournament; Birmingham, Ala.			
(3) SEC Tournament; Birmingham, Ala.							
1997 (20-34-1, 10-20 SEC)							
2/14 at Stetson	L, 5-6	4/7 Morehead State	W, 11-3	2/11 at Charleston So.	W, 6-3	3/28 at Xavier	W, 13-4
2/15 at Stetson	L, 6-9	4/10 at Mississippi State	L, 5-6	2/12 at Charleston So.	W, 13-2	3/30 at LSU	L, 2-6
2/16 at Stetson	T, 7-7	4/11 at Mississippi State	L, 2-3	2/13 (1) vs. Howard	W, 4-3	3/31 at LSU	L, 5-9
2/22 at Clemson	L, 6-7	4/12 at Mississippi State	W, 3-2	2/13 (1) vs. Howard	W, 11-0	4/1 at LSU	W, 9-5
2/22 at Clemson	L, 3-4	4/14 Western Kentucky	W, 12-9	2/18 at Jacksonville	W, 10-2	4/4 Tennessee Tech	W, 23-2
2/23 at Clemson	L, 3-10	4/17 at Georgia	L, 6-8	2/19 at Jacksonville	W, 6-3	4/6 at Florida	L, 6-7
3/1 (1) vs. South Alabama	L, 8-11	4/18 at Georgia	L, 3-12	2/20 (2) Navy	W, 11-2	4/7 at Florida	L, 9-10
3/2 (1) vs. Lamar	W, 9-2	4/19 at Georgia	L, 2-25	2/25 at UAB	W, 4-3	4/8 at Florida	L, 8-9
3/2 (1) vs. Troy State	L, 2-7	4/21 Murray State	W, 8-7	2/26 (3) Eastern Illinois	W, 5-2	4/10 Louisville	W, 8-3
3/7 at Ole Miss	W, 1-0	4/22 Eastern Kentucky	W, 9-4	2/27 Belmont	W, 6-4	4/11 at Miami (Ohio)	L, 10-11
3/8 at Ole Miss	L, 2-8	4/24 Arkansas	W, 20-3	3/3 Dayton	W, 9-6	4/13 Vanderbilt	W, 6-4
3/9 at Ole Miss	L, 4-10	4/25 Arkansas	W, 8-7	3/4 Dayton	W, 9-3	4/14 Vanderbilt	L, 8-10
3/10 at Murray State	L, 7-12	4/26 Arkansas	L, 1-17	3/5 Dayton	W, 11-0	4/15 Vanderbilt	W, 7-1
3/11 Austin Peay	W, 14-0	4/28 at Western Kentucky	W, 15-5	3/7 Miami (Ohio)	W, 9-3	4/18 (3) Western Kentucky	W, 9-5
3/12 Ohio	L, 4-15	5/1 at Auburn	W, 4-3	3/8 Yale	W, 17-0	4/20 at Mississippi State	L, 4-10
3/14 Mississippi State	L, 5-6	5/2 at Auburn	W, 13-3	3/11 at Alabama	L, 4-5	4/21 at Mississippi State	L, 4-9
3/15 Mississippi State	L, 4-14	5/3 at Auburn	W, 10-7	3/11 at Alabama	L, 5-6	4/22 at Mississippi State	L, 7-8
3/16 Mississippi State	W, 14-10	5/5 Louisville	L, 3-14	3/12 at Alabama	W, 11-10	4/24 at Cincinnati	L, 2-3
3/19 at Morehead State	L, 14-16	5/6 Cincinnati	L, 2-15	3/14 Lincoln Memorial	W, 10-4	4/25 Cincinnati	L, 4-11
3/21 at Arkansas	W, 11-5	5/8 South Carolina	L, 5-10	3/15 at East. Kentucky	W, 13-5	4/27 Arkansas	W, 5-4
3/22 at Arkansas	L, 8-9	5/9 South Carolina	W, 22-6	3/17 Mississippi State	L, 6-9	4/28 Arkansas	L, 11-16
3/23 at Arkansas	L, 4-11	5/10 South Carolina	W, 8-7	3/18 Mississippi State	L, 6-7	4/29 Arkansas	L, 5-9
3/25 Georgetown (Ky.)	W, 10-4	5/13 (1) vs. Florida	W, 15-14	3/21 Lee University	W, 7-6	5/1 Morehead State	W, 14-5
3/26 Eastern Kentucky	L, 1-6	5/14 (1) vs. Alabama	L, 6-17	3/24 at Tennessee	W, 7-5	5/4 at South Carolina	L, 0-11
3/28 Auburn	L, 0-5	(1) SEC Tournament; Birmingham, Ala.					
3/29 Auburn	W, 6-5	1999 (25-32, 13-17 SEC)					
3/30 Auburn	L, 3-18	2/12 at Florida Atlantic	L, 2-18	3/25 at Tennessee	W, 7-6	5/5 at South Carolina	L, 0-10
4/1 at Xavier	W, 14-7	2/13 at Florida Atlantic	L, 10-11	3/26 at Tennessee	L, 3-12	5/6 at South Carolina	L, 3-12
4/2 Birmingham-Southern	L, 3-4	2/14 at Florida Atlantic	L, 6-19	3/29 Xavier	W, 15-5	5/8 Winthrop	W, 3-1
4/4 at Alabama	L, 3-10	2/19 at The Citadel	L, 1-4	3/31 Ole Miss	L, 5-8	5/11 Georgia	L, 3-7
4/5 at Alabama	W, 9-2	2/20 (1) vs. Old Dominion	L, 3-6	4/1 Ole Miss	L, 5-8	5/12 Georgia	W, 4-3
4/6 at Alabama	L, 5-9	2/21 (1) vs. Richmond	W, 2-1	4/2 Ole Miss	W, 3-0	5/13 Georgia	L, 6-10
4/8 Marshall	W, 9-4	2/26 (2) vs. Ohio State	L, 6-9	4/5 Tennessee Tech	W, 6-0	(1) Winthrop Tournament; Rock Hill, S.C.	
4/8 Western Kentucky	W, 9-8	2/27 (2) vs. Minnesota	W, 12-8	4/7 Florida	L, 2-7	(2) Illini Desert Classic; Tucson, Ariz.	
4/11 Tennessee	W, 14-1	2/28 (2) vs. Troy State	W, 9-8	4/8 Florida	L, 0-18	(3) Applebees Park; Lexington, Ky.	
4/12 Tennessee	L, 6-7	3/6 Illinois	L, 7-15	4/9 Florida	T, 6-6		
4/13 Tennessee	L, 4-11	3/7 Indiana	L, 2-7	4/10 Louisville	W, 10-3		
4/15 IUPUI	W, 18-4	3/12 Vanderbilt	L, 2-3	4/11 at Georgia	L, 3-5	2002 (17-36, 6-24 SEC)	
4/18 at Florida	L, 3-8	3/13 Vanderbilt	L, 4-9	4/12 at Georgia	W, 7-1	2/15 at Samford	W, 9-1
4/19 at Florida	L, 4-8	3/16 Miami (Ohio)	W, 4-1	4/16 at Georgia	W, 5-4	2/16 at B'ham-Southern	W, 5-4
4/20 at Florida	L, 6-18	3/19 at Ole Miss	W, 13-2	4/18 Cincinnati	W, 12-2	2/17 at UAB	L, 1-3
4/22 Morehead State	W, 8-7	3/20 at Ole Miss	L, 1-9	4/19 at West. Kentucky	L, 4-8	2/22 (1) at Texas A&M	L, 0-4
4/12 at Louisville	L, 7-8	3/21 at Ole Miss	L, 2-3	4/22 South Carolina	L, 5-15	2/23 (1) vs. Pepperdine	W, 5-4
4/25 Georgia	L, 0-15	3/22 at Morehead State	W, 10-5	4/22 South Carolina	L, 10-11	2/23 (1) vs. Wash. State	L, 3-7
4/26 Georgia	W, 9-8	3/26 Mississippi State	W, 12-6	4/23 South Carolina	L, 6-18	2/24 (1) vs. Pepperdine	L, 17-18
4/27 Georgia	L, 6-16	3/27 Mississippi State	L, 6-7	4/25 at Louisville	W, 13-7	2/25 (1) vs. Wash. State	L, 8-9 (8)
4/29 at Western Kentucky	L, 7-10	3/28 Mississippi State	L, 6-11	4/28 at Arkansas	W, 7-6	2/25 at Texas A&M	W, 3-1
4/30 Cincinnati	W, 8-1	3/30 at Eastern Kentucky	L, 8-9	4/29 at Arkansas	L, 10-12	3/1 (2) Miami (Ohio)	L, 2-3
5/2 Vanderbilt	L, 10-11	3/31 at Xavier	W, 7-8	4/30 at Arkansas	L, 5-8	3/2 (2) Miami (Ohio)	W, 6-3
5/4 Vanderbilt	L, 4-7	4/2 Georgia	W, 6-4	5/2 Morehead State	L, 11-12	3/5 Western Michigan	W, 14-6
5/5 Vanderbilt	W, 3-2	4/3 Eastern Kentucky	W, 8-3	5/5 LSU	L, 0-9	3/6 Western Michigan	L, 5-9
5/5 Louisville	W, 13-11	4/7 at Ohio	W, 12-6	5/6 LSU	L, 3-6	3/8 Ball State	W, 3-2
5/9 at South Carolina	W, 5-5	4/9 at Arkansas	L, 2-15	5/7 LSU	W, 7-4	3/9 Ball State	L, 5-22
5/10 at South Carolina	L, 5-12	4/10 at Arkansas	L, 1-10	8/9 West. Kentucky	W, 3-1	3/10 Ball State	W, 6-5 (10)
5/11 at South Carolina	W, 5-0	4/11 at Arkansas	L, 5-9	5/10 Ohio University	W, 8-5	3/13 Austin Peay	W, 4-3
(1) Blue-Gray Classic; Montgomery, Ala.							
1998 (26-31, 12-18 SEC)							
2/6 New Mexico State	W, 8-6	4/13 Louisville	L, 8-10	5/12 at Vanderbilt	W, 9-5	3/15 at Auburn	W, 3-1
2/7 Oklahoma State	W, 5-4	4/14 Belmont	W, 7-6	5/13 at Vanderbilt	W, 7-3	3/16 at Auburn	L, 3-4
2/14 at Coastal Carolina	L, 6-11	4/16 at Florida	W, 5-0	5/14 at Vanderbilt	W, 11-1	3/17 at Auburn	L, 0-5
2/15 at Coastal Carolina	L, 7-8	4/17 at Florida	W, 9-2	5/17 (3) vs. South Carolina	W, 6-4	3/23 Mississippi State	L, 2-4
2/21 at Southern Mississippi	L, 10-15	4/18 at Florida	L, 3-10	5/18 (3) vs. Florida	L, 7-8	3/23 Mississippi State	W, 8-7
2/22 at Southern Mississippi	W, 10-6	4/20 at Cincinnati	L, 5-7	5/19 (3) vs. South Carolina	L, 5-12	3/24 Mississippi State	L, 3-13
2/27 at Long Beach State	L, 4-6	4/21 Morehead State	W, 10-3	(1) Charleston, S.C.			
2/28 at Long Beach State	L, 2-19	4/23 Tennessee	W, 15-12	(2) Jacksonville, Fla.			
3/1 at Long Beach State	L, 1-13	4/24 Tennessee	L, 4-8	(3) Birmingham, Ala.			
3/3 Lincoln Memorial	W, 11-10	4/25 Tennessee	W, 11-4	(4) SEC Tournament; Birmingham, Ala.			
3/4 Ohio	W, 16-4	4/27 Western Kentucky	L, 5-7				
3/6 at Vanderbilt	L, 2-14	5/1 at South Carolina	W, 11-10	2001 (22-34, 7-23 SEC)			
3/7 at Vanderbilt	L, 5-7	5/2 at South Carolina	W, 5-4	2/9 at Furman	L, 3-4		
3/8 at Vanderbilt	W, 13-9	5/2 at South Carolina	W, 7-4	2/10 at Wofford	W, 15-11		
3/13 Ole Miss	L, 1-8	5/5 Cincinnati	W, 2-3	2/11 at Furman	L, 2-9		
3/14 Ole Miss	W, 7-6	5/7 Auburn	W, 10-1	2/16 (1) vs. Appalachian St.	W, 8-3		
3/15 Ole Miss	L, 8-21	5/8 Auburn	L, 4-7	2/16 (1) at Winthrop	L, 0-3		
3/17 Marshall	L, 9-13	5/9 Auburn	L, 4-5	2/17 (1) at Winthrop	L, 7-10		
3/18 Toledo	W, 8-2	5/12 Murray State	W, 10-9	2/18 (1) vs. Appalachian St.	L, 4-6		
3/20 at Tennessee	L, 5-13	5/12 Butler	W, 8-7	2/24 (2) vs. Brigham Young	L, 2-4		
3/21 at Tennessee	L, 5-16	5/14 at LSU	L, 2-7	2/24 (2) vs. Washington	L, 2-3		
3/22 at Tennessee	W, 13-10	5/14 at LSU	L, 2-7	2/25 (2) vs. Illinois	W, 6-2		
				3/2 Kent State	W, 4-2		
				3/3 Kent State	W, 10-7		
				3/7 Eastern Kentucky	W, 12-1		
				3/9 at Ole Miss	W, 6-0		
				3/10 at Ole Miss	L, 3-5		
				3/11 at Ole Miss	W, 7-6		
				3/13 Tennessee-Martin	W, 11-3		
						4/7 at Tennessee	W, 6-1
						4/9 Marshall	W, 14-4
						4/12 Alabama	L, 9-11
						4/13 Alabama	L, 1-10
						4/14 Alabama	L, 4-15
						4/16 Lipscomb	L, 2-6
						4/17 Western Kentucky	L, 1-5
						4/19 at Georgia	L, 4-5
						4/20 at Georgia	L, 5-6
						4/21 at Georgia	L, 6-7
						4/26 South Carolina	L, 4-6 (10)
						4/28 South Carolina	L, 4-6
						4/28 South Carolina	L, 6-12
						5/3 at Arkansas	L, 1-5
						5/4 at Arkansas	W, 5-2
						5/5 at Arkansas	W, 1-0
						5/7 Morehead State	L, 1-3 (11)



KENTUCKY

BASEBALL



5/10 at Vanderbilt L, 1-3	3/20 at Auburn W, 4-3	5/17 Murray State W, 8-1	3/12 Cleveland State W, 8-0
5/11 at Vanderbilt W, 19-7	3/21 at Auburn L, 2-3 (10)	5/18 Tennessee Tech W, 7-3	3/13 Canisius W, 13-2
5/12 at Vanderbilt L, 4-17	3/24 Marshall L, 2-6	5/20 at South Carolina L, 7-9	3/14 Canisius W, 12-10
5/14 at Western Kentucky L, 6-9	3/26 Florida L, 4-8	5/21 at South Carolina L, 9-12	3/16 Arkansas L, 2-10
5/18 Florida L, 4-14	3/27 Florida L, 6-17	5/22 at South Carolina L, 1-12	3/17 Arkansas W, 7-5
5/18 Florida L, 6-18	3/28 Florida L, 1-8	(1) Charleston, S.C.	3/18 Arkansas L, 5-14
5/19 Florida L, 4-5	4/2 at Tennessee L, 2-3	(2) Bradenton, Fla.	3/21 Western Kentucky W, 12-5
(1) Continental Express Aggie Baseball Classic; College Station, Texas	4/3 at Tennessee L, 1-7	(3) Applebee's Park Lexington, Ky.	3/23 at LSU W, 16-2
(2) Holiday Inn North Classic; Lexington, Ky.	4/4 at Tennessee L, 9-15		3/24 at LSU W, 6-5
	4/7 Cincinnati W, 8-4		3/25 at LSU T, 9-9
2003 (24-32, 9-20 SEC)	4/9 Mississippi State W, 10-9	2006 (44-17, 20-10 SEC)	3/30 at Mississippi State L, 7-10
2/13 (1) at Stetson L, 5-8	4/10 Mississippi State L, 8-10	2/17 Army W, 10-4	3/31 at Mississippi State W, 10-6
2/14 (1) vs. Maryland W, 6-4	4/11 Mississippi State L, 3-12	2/18 Army W, 9-2	4/1 at Mississippi State L, 4-5
2/15 (1) vs. George Wash. W, 3-2 (11)	4/14 at Louisville W, 5-1	2/24 Arkansas State L, 3-7	4/7 Tennessee L, 2-12
2/21 (2) at The Citadel L, 1-3	4/16 South Carolina W, 6-3	2/25 at Lamar W, 6-1	4/7 Tennessee L, 5-11
2/22 (2) vs. Boston College W, 5-4	4/17 South Carolina W, 11-6	2/26 Michigan State W, 9-2	4/8 Tennessee W, 3-1
2/23 (2) vs. Richmond L, 10-11	4/18 South Carolina L, 3-5	2/28 Evansville W, 6-3	4/11 at Louisville L, 1-8
2/28 Marshall W, 9-6	4/23 at Arkansas L, 4-9	3/1 Cincinnati L, 9-10	4/13 Vanderbilt L, 8-10
3/1 Eastern Illinois L, 3-4 (10)	4/24 at Arkansas L, 4-5	3/3 Northwestern W, 19-3	4/14 Vanderbilt L, 4-9
3/2 at UAB L, 2-3 (11)	4/25 at Arkansas L, 10-11 (7)	3/4 Northwestern W, 12-7	4/15 Vanderbilt W, 8-6
3/5 East Tennessee State W, 3-0	4/28 Morehead State W, 8-0	3/5 Northwestern W, 10-3	4/18 Morehead State L, 6-9
3/7 Purdue L, 3-16	4/30 at Georgia L, 3-5	3/7 Western Kentucky L, 6-7	4/20 at Florida W, 9-2
3/8 Purdue W, 2-1	5/1 at Georgia L, 2-7	3/8 Marshall W, 7-6	4/21 at Florida L, 7-10
3/9 Purdue W, 7-1	5/2 at Georgia L, 1-5	3/10 North Dakota State W, 19-1	4/22 at Florida L, 4-5
3/11 Indiana State L, 0-9	5/5 Louisville L, 6-9	3/11 North Dakota State W, 8-0	4/25 Louisville W, 9-5
3/12 Indiana State L, 3-7	5/7 LSU W, 10-3	3/11 North Dakota State W, 9-5	4/27 Georgia W, 8-7
3/14 at Ole Miss L, 2-3 (10)	5/8 LSU L, 8-11	3/14 Cleveland State W, 15-2	4/28 Georgia L, 3-9
3/15 at Ole Miss L, 2-9	5/9 LSU L, 4-15	3/15 Cleveland State W, 20-3	4/29 Georgia W, 13-5
3/16 at Ole Miss L, 5-7	5/11 Western Kentucky W, 10-5	3/17 LSU W, 8-2	5/4 at South Carolina L, 1-8
3/18 Marshall W, 14-1	5/14 Alabama L, 2-6	3/18 LSU W, 6-3	5/5 at South Carolina W, 8-4
3/21 Auburn L, 10-14	5/15 Alabama W, 9-8	3/19 LSU L, 2-5	5/6 at South Carolina L, 6-13
3/22 Auburn L, 3-10	5/16 Alabama L, 11-12 (12)	3/22 Xavier W, 13-3	5/9 at Evansville L, 4-5
3/23 Auburn L, 3-10	5/19 Murray State W, 9-1	3/24 at Tennessee L, 6-7	5/11 at Ole Miss W, 8-1
3/25 Kent State W, 3-2	5/21 at Vanderbilt L, 1-9	3/25 at Tennessee W, 6-1	5/12 at Ole Miss L, 2-9
3/26 Kent State W, 14-1	5/22 at Vanderbilt L, 6-8	3/26 at Tennessee W, 4-1	5/13 at Ole Miss W, 9-7
3/28 Arkansas L, 2-9	5/23 at Vanderbilt L, 5-11	3/29 Morehead State W, 15-4	5/17 Auburn L, 7-18
3/29 Arkansas L, 1-2	(1) Rock Hill, S.C.	3/31 at Auburn W, 8-7	5/18 Auburn L, 6-13
3/30 Arkansas L, 9-10	(2) Millington, Tenn.	4/1 at Auburn L, 1-5	5/19 Auburn W, 8-7
4/2 Cincinnati W, 10-9	2005 (29-27, 7-22 SEC)	4/2 at Auburn L, 6-12	
4/4 at Mississippi State L, 1-8	2/18 (1) vs. Appalachian State W, 6-1	4/5 Louisville W, 5-4	2008 (44-19, 16-14 SEC)
4/5 at Mississippi State W, 8-2	2/19 (1) at Charleston Southern W, 2-3	4/7 Florida W, 8-7	2/23 (1) vs. Xavier W, 10-1
4/8 Wright State W, 4-2	(1) vs. George Mason W, 15-4	4/8 Florida L, 4-6	(1) vs. Fairfield W, 13-3
4/11 at Alabama L, 7-8	2/23 Cumberland (Ky.) W, 11-10	4/9 Florida W, 8-6	(1) at South Alabama W, 10-3
4/12 at Alabama W, 5-3	2/25 Buffalo W, 4-3 (10)	4/14 at Arkansas L, 9-10	2/26 Oakland W, 15-5
4/13 at Alabama L, 1-4	2/26 Buffalo W, 10-7	4/15 at Arkansas L, 6-10	2/28 Oakland W, 12-2
4/16 at Western Kentucky L, 2-3	2/27 Buffalo W, 11-9	4/16 at Arkansas W, 7-5	2/29 Butler W, 14-1
4/18 Tennessee W, 1-0	3/4 Toledo W, 7-0	4/19 at Louisville W, 3-1	3/1 Butler W, 14-0
4/19 Tennessee W, 4-1	3/5 Toledo W, 15-4	4/21 South Carolina W, 10-9	3/1 Butler W, 21-2
4/20 Tennessee L, 8-9	3/6 Toledo W, 14-12	4/22 South Carolina W, 15-12	3/2 Butler W, 12-4
4/22 at Louisville L, 5-7	3/10 Morehead State L, 5-12	4/23 South Carolina W, 12-9	3/5 Evansville W, 15-1
4/25 Georgia W, 8-1	3/11 (2) vs. Northern Illinois W, 17-5	4/26 Murray State W, 9-3	3/9 Purdue W, 3-2
4/26 Georgia W, 9-4	3/12 (2) vs. Illinois State W, 7-1	4/26 Murray State W, 3-2	3/10 Purdue W, 6-1
4/27 Georgia L, 0-12	3/13 (2) vs. Rhode Island W, 8-5	4/28 at Vanderbilt L, 6-8	3/10 Purdue W, 4-3
4/29 Lipscomb L, 7-9	3/13 (2) vs. Rhode Island L, 5-7 (7)	4/29 at Vanderbilt W, 11-9	3/11 Eastern Michigan W, 18-5
4/30 Eastern Kentucky W, 18-8	3/15 (2) vs. Miami (Ohio) L, 5-6	4/30 at Vanderbilt W, 12-9	3/11 Eastern Michigan W, 8-6
5/2 at South Carolina L, 4-5	3/18 at Alabama L, 3-5	5/5 Ole Miss W, 8-3	3/14 Alabama W, 7-5
5/3 at South Carolina L, 2-7	3/19 at Alabama L, 3-5	5/6 Ole Miss W, 3-2	3/15 Alabama W, 15-2
5/4 at South Carolina L, 0-5	3/20 at Alabama L, 4-10	5/7 Ole Miss W, 6-1	3/16 Alabama W, 5-1
5/7 Louisville W, 9-5	3/25 (3) Georgia L, 2-6	5/12 Mississippi State W, 18-5	3/20 Xavier W, 12-1
5/9 Vanderbilt L, 5-7 (10)	3/26 (3) Georgia L, 11-14	5/13 Mississippi State W, 3-2	3/21 at Auburn L, 0-2
5/10 Vanderbilt W, 5-1	3/29 Georgetown College W, 6-4	5/14 Mississippi State W, 10-9	3/22 at Auburn L, 5-7
5/11 Vanderbilt W, 6-5 (10)	3/30 at Louisville W, 12-11	5/15 Belmont W, 7-2	3/23 at Auburn W, 9-8
5/13 Western Kentucky L, 3-10	4/1 at Florida L, 9-10	5/18 at Georgia L, 9-10	3/25 Xavier W, 5-2
5/14 Morehead State W, 10-4	4/2 at Florida L, 11-20	5/19 at Georgia W, 8-3	3/28 at South Carolina W, 15-3
5/16 at Florida L, 0-19	4/3 at Florida L, 6-11	5/20 at Georgia L, 0-4	3/29 at South Carolina L, 7-13
5/17 at Florida L, 4-13	4/6 Evansville W, 17-1	5/24 (1) vs. South Carolina L, 2-4	3/30 at South Carolina L, 2-6
5/18 at Florida W, 7-5	4/8 Tennessee L, 2-18	5/25 (1) vs. Georgia L, 10-16	4/2 Western Kentucky W, 7-3
	4/9 Tennessee W, 5-4	6/2 (2) vs. Ball State L, 1-3	4/5 Mississippi State L, 5-6
(1) Amtrak Invitational; DeLand, Fla.	4/10 Tennessee L, 9-10 (10)	6/3 (2) vs. Notre Dame W, 10-4	4/5 Mississippi State W, 13-4
(2) Charleston Crab House Challenge; Charleston, S.C.	4/13 Louisville W, 4-3 (10)	6/4 (2) vs. Ball State W, 12-9	4/6 Mississippi State W, 9-8
	4/15 (3) Auburn L, 4-8	6/4 (2) vs. College of Charleston W, 4-7	4/8 Louisville W, 7-6
2004 (24-30, 7-23 SEC)	4/16 (3) Auburn W, 6-2	(1) SEC Tournament; Hoover, Ala.	4/11 at Georgia L, 2-3
2/13 (1) vs. Kent State W, 3-2	4/17 (3) Auburn L, 3-4	(2) NCAA Lexington Regional	4/12 at Georgia L, 4-13
2/18 Georgetown College W, 8-4	4/19 Northern Kentucky W, 10-4		4/13 at Georgia L, 4-6
2/20 Eastern Michigan L, 5-14	4/20 at Cincinnati L, 2-7	2007 (34-19-1, 13-16-1 SEC)	4/15 at Cincinnati W, 9-4
2/21 Eastern Michigan L, 13-17	4/22 at Mississippi State L, 4-12	2/16 at Furman W, 12-1	4/16 Morehead State W, 6-5
2/22 Eastern Michigan W, 18-7	4/23 at Mississippi State W, 12-5	2/17 at Furman W, 16-3	4/18 Florida W, 11-7
2/24 Eastern Michigan W, 8-6	4/24 at Mississippi State L, 2-3	2/18 at Furman W, 13-4	4/19 Florida L, 7-13
2/27 (2) vs. Air Force W, 11-1 (8)	4/27 Marshall W, 3-1	2/21 Murray State W, 8-5	4/20 Florida W, 3-2
2/28 (2) vs. Indiana W, 10-2	4/30 Arkansas L, 5-8	2/23 Tennessee Tech W, 10-2	4/22 at Louisville L, 5-6
2/29 (2) vs. Memphis W, 2-1 (12)	5/1 Arkansas W, 11-8	2/25 Tennessee Tech W, 6-4	4/23 at Western Kentucky W, 2-1
3/3 East Tennessee State L, 7-12	5/1 Arkansas W, 7-1	2/27 Oakland W, 9-3	4/25 at Vanderbilt L, 2-3
3/6 Wright State W, 7-6	5/6 at LSU L, 5-6	2/28 Xavier W, 6-2	4/26 at Vanderbilt W, 6-2
3/6 Wright State L, 4-7	5/7 at LSU W, 7-1	2/28 Xavier W, 2-2	4/27 at Vanderbilt W, 3-1
3/7 Wright State W, 21-4	5/8 at LSU L, 3-8	3/2 Wisconsin Milwaukee W, 16-3	4/30 Marshall W, 9-6
3/10 at Western Kentucky W, 18-6	5/10 Eastern Kentucky W, 15-6	3/3 Wisconsin Milwaukee W, 7-3	3/30 LSU L, 1-3
3/12 at Youngstown State W, 7-6	5/11 Tusculum W, 7-1	3/4 Wisconsin Milwaukee W, 18-2	3/31 LSU L, 5-12
3/13 Michigan W, 15-14	5/13 Vanderbilt L, 0-8	3/7 Cincinnati W, 21-7	4/4 LSU L, 8-9
3/14 Dayton L, 9-17	5/15 Vanderbilt W, 6-5 (7)	3/9 Tennessee-Martin W, 6-4	5/6 Wright State W, 21-3
3/19 at Auburn W, 8-0	5/15 Vanderbilt L, 7-11 (9)	3/10 Tennessee-Martin W, 27-0	5/9 at Tennessee W, 5-3
		3/11 Tennessee-Martin W, 16-7	5/10 at Tennessee W, 5-2



KENTUCKY

BASEBALL



5/11 at Tennessee	W, 20-5	3/17 Wright State	W, 11-1	5/7 Vanderbilt	L, 3-10	3/2 Akron	W, 7-0
5/12 at Murray State	W, 4-3	3/19 Ole Miss	L, 0-9	5/8 Vanderbilt	L, 4-8	3/3 Akron	W, 9-2
5/15 Ole Miss	W, 12-4	3/20 Ole Miss	L, 6-7	5/10 Indiana	W, 8-5	3/6 Xavier	W, 6-3
5/16 Ole Miss	W, 9-0	3/21 Ole Miss	W, 12-3	5/13 Georgia	W, 7-4	3/8 Michigan State	W, 2-1
5/17 Ole Miss	L, 5-7	3/23 Xavier	W, 11-6	5/14 Georgia	W, 12-5	3/9 Michigan State	L, 1-6
5/21 (2) vs. Alabama	W, 9-3	3/26 at Vanderbilt	L, 0-7	5/15 Georgia	L, 6-7	3/10 Michigan State	W, 3-1
5/22 (2) vs. Ole Miss	L, 7-8	3/27 at Vanderbilt	L, 1-2	5/19 at Florida	L, 6-9	3/12 Ohio	W, 6-3
5/23 (2) vs. Alabama	L, 4-13	3/27 at Vanderbilt	L, 8-9	5/20 at Florida	W, 14-1	3/15 at Florida	L, 1-4
5/30 (3) vs. Michigan	L, 5-7	3/30 at Cincinnati	W, 11-2	5/21 at Florida	L, 3-19	3/16 at Florida	W, 11-5
5/31 (3) vs. Eastern Michigan	W, 4-3	3/31 Western Kentucky	L, 3-6	(1) College of Charleston Invitational; Charleston, S.C.		3/17 at Florida	W, 6-2
6/1 (3) vs. Michigan	W, 12-6	4/2 at Arkansas	W, 12-8	(2) Houston College Classic at Minute Maid Park; Houston Texas		3/19 Western Kentucky	L, 3-6
6/1 (3) vs. Arizona	L, 3-5	4/3 at Arkansas	L, 1-10	(3) at Bowling Green Ballpark; Bowling Green, Ky.		3/22 Mississippi State	L, 4-8
(1) Coca-Cola Classic; Mobile, Ala.		4/4 at Arkansas	L, 16-17				
(2) SEC Tournament; Hoover, Ala.		4/6 Louisville	W, 5-0				
(3) NCAA Ann Arbor Regional; Ann Arbor, Mich.		4/9 Alabama	W, 7-6				
		4/10 Alabama	W, 7-6				
		4/11 Alabama	L, 9-11				
		4/16 Florida	L, 8-10				
		4/17 Florida	L, 3-6				
		4/18 Florida	W, 6-5				
		4/20 (3) at Western Kentucky	L, 8-24				
		4/23 at Auburn	L, 6-13				
		4/25 at Auburn	W, 8-7				
		4/25 at Auburn	W, 5-6				
		4/28 at Louisville	L, 9-10				
		4/30 at Tennessee	W, 12-8				
		5/1 at Tennessee	L, 6-8				
		5/2 at Tennessee	L, 1-3				
		5/7 South Carolina	L, 9-13				
		5/8 South Carolina	W, 2-1				
		5/9 South Carolina	W, 9-3				
		5/11 at Indiana	L, 17-18				
		5/12 Lipscomb	L, 8-10				
		5/14 LSU	W, 11-9				
		5/15 LSU	W, 9-4				
		5/16 LSU	W, 6-4				
		5/18 at Murray State	W, 6-3				
		5/20 at Georgia	L, 6-8				
		5/21 at Georgia	0-20				
		5/22 at Georgia	W, 14-11				
		(1) Caravelle Resort Invitational, Myrtle Beach, S.C.					
		(2) at University of San Diego; San Diego, Calif.					
		(3) at Bowling Green Ballpark; Bowling Green, Ky.					
		(4) SEC Tournament; Hoover, Ala.					
		(5) USC Upstate Invite; Spartanburg, S.C. (at Wofford)					
		(6) USC Upstate Invite; Spartanburg, S.C. (at Upstate)					
		(7) Carravelle Resort Invite; Myrtle Beach, S.C.					
		(8) SEC Tournament; Hoover, Ala.					
		(9) UNC Wilmington					
		(10) VMI					
		(11) USC Upstate					
		(12) vs. St. Joe's					
		(13) at Old Dominion					
		(14) vs. St. John's					
		(15) Wright State					
		(16) Eastern Michigan					
		(17) Eastern Michigan					
		(18) Cincinnati					
		(19) Cincinnati					
		(20) Ball State					
		(21) Ball State					
		(22) Ball State					
		(23) at Indiana					
		(24) at Alabama					
		(25) at Alabama					
		(26) at Alabama					
		(27) Western Kentucky					
		(28) South Carolina					
		(29) South Carolina					
		(30) South Carolina					
		(31) South Carolina					
		(32) Xavier					
		(33) at Vanderbilt					
		(34) at Vanderbilt					
		(35) at Vanderbilt					
		(36) Louisville					
		(37) Florida					
		(38) Florida					
		(39) Morehead State					
		(40) Missouri					
		(41) Missouri					
		(42) Missouri					
		(43) Missouri					
		(44) at Louisville					
		(45) at Texas A&M					
		(46) at Texas A&M					

2009 (28-26, 12-18 SEC)

2/20	(1) vs. Troy	W, 8-3
2/21	(1) vs. James Madison	W, 8-3
2/21	(1) at Coastal Carolina	L, 1-4
2/22	(1) at Coastal Carolina	L, 5-14
2/27	Western Michigan	W, 16-5
3/1	Western Michigan	W, 15-4
3/3	Western Michigan	W, 12-6
3/4	Eastern Kentucky	W, 9-8
3/6	Indiana State	W, 12-4
3/7	Indiana State	W, 5-0
3/8	Indiana State	W, 9-6
3/10	Georgetown College	W, 12-5
3/11	Indiana	W, 8-7
3/13	at LSU	L, 3-5
3/15	at LSU	W, 5-2
3/15	at LSU	L, 1-3
3/17	at New Orleans	W, 5-4
3/20	Vanderbilt	W, 3-1
3/21	Vanderbilt	W, 6-2
3/22	Vanderbilt	L, 2-4
3/24	(2) vs. West Virginia	L, 7-10
3/25	Cincinnati	L, 6-12
3/28	South Carolina	L, 19-20
3/28	South Carolina	W, 5-4
3/29	South Carolina	L, 2-4
3/31	Marshall	W, 2-0
4/1	Wright State	W, 6-3
4/3	at Ole Miss	L, 3-4
4/4	at Ole Miss	L, 3-10
4/5	at Ole Miss	L, 0-8
4/8	Western Kentucky	L, 9-10
4/11	Georgia	L, 4-7
4/11	Georgia	L, 4-7
4/12	Georgia	L, 4-5
4/14	at Louisville	W, 8-7
4/17	at Mississippi State	W, 5-4
4/18	at Mississippi State	L, 3-4
4/19	at Mississippi State	W, 22-17
4/21	Lipscomb	L, 7-8
4/22	Evansville	L, 7-11
4/24	at Alabama	L, 6-11
4/25	at Alabama	W, 11-1
4/26	at Alabama	L, 2-3
4/28	Louisville	L, 2-11
5/1	Tennessee	W, 6-4
5/2	Tennessee	L, 2-8
5/3	Tennessee	W, 17-11
5/9	Auburn	W, 6-5
5/9	Auburn	W, 6-3
5/10	Auburn	L, 5-7
5/12	Morehead State	W, 18-10
5/14	at Florida	L, 3-10
5/15	at Florida	W, 8-7
5/16	at Florida	L, 9-13

(1) Caravelle Resort Invitational, Myrtle Beach, S.C.
(2) Mountaineer Power Classic, Charleston, W.Va.

2010 (31-25, 13-17 SEC)

2/19	(1) vs. Virginia Tech	W, 15-6
2/18	(1) vs. West Virginia	W, 6-0
2/19	(1) at Coastal Carolina	W, 3-2
2/26	Bowling Green	W, 6-4
2/27	Bowling Green	W, 4-3
2/28	Bowling Green	W, 10-4
3/2	Morehead State	W, 5-2
3/4	at San Diego State	L, 4-12
3/5	at San Diego	W, 6-0
3/6	(2) vs. Monmouth	W, 14-13
3/9	Evansville	W, 7-1
3/10	Evansville	L, 4-8
3/12	IPFW	W, 10-1
3/13	IPFW	W, 11-2
3/14	IPFW	W, 9-3
3/15	Murray State	L, 5-7

2011 (25-30, 8-22 SEC)

2/18	(1) at College of Charleston	L, 6-11
2/19	(1) vs. Marshall	L, 4-6
2/20	(1) vs. Miami (Ohio)	L, 1-3
2/22	at Morehead State	W, 12-3
2/23	Eastern Michigan	W, 5-2
2/25	Illinois-Chicago	L, 8-10
2/26	Illinois-Chicago	W, 13-3
2/27	Illinois-Chicago	W, 3-1
3/4	(2) vs. Rice	L, 7-8
3/5	(2) vs. Houston	L, 5-8
3/6	(2) vs. Utah	W, 2-1
3/8	Eastern Kentucky	W, 8-1
3/9	Middle Tennessee State	L, 4-9
3/11	Niagara	W, 9-2
3/12	Niagara	W, 4-0
3/13	Niagara	W, 2-1
3/15	Murray State	W, 7-6
3/18	Tennessee	W, 5-3
3/19	Tennessee	L, 8-12
3/20	Tennessee	W, 7-3
3/22	Cincinnati	W, 4-2
3/23	Canisius	W, 12-4
3/25	at Alabama	L, 0-4
3/26	at Alabama	L, 5-6
3/27	at Alabama	L, 3-8
3/29	Tennessee Tech	W, 11-8
4/1	at South Carolina	L, 1-3
4/2	at South Carolina	L, 3-4
4/3	at South Carolina	L, 1-4
4/5	Xavier	W, 15-2
4/8	Auburn	L, 9-12
4/9	Auburn	L, 8-15
4/10	Auburn	L, 2-8
4/12	at Louisville	W, 3-2
4/15	at Ole Miss	L, 2-3
4/16	at Ole Miss	L, 10-12
4/17	at Ole Miss	L, 8-11
4/19	(3) at Western Kentucky	L, 8-11
4/23	Arkansas	W, 3-2
4/23	Arkansas	W, 3-1
4/24	Arkansas	L, 1-5
4/26	Louisville	W, 7-1
4/28	at LSU	L, 5-9
4/29	at LSU	L, 4-12
4/30	at LSU	L, 4-8
5/6	Vanderbilt	W, 2-0

2012 (45-18, 18-12 SEC)

2/17	at Wofford	W, 10-4
2/18	(1) vs. Eastern Michigan	W, 10-2
2/20	(1) at USC Upstate	W, 6-0
2/24	Buffalo	W, 13-4
2/25	Buffalo	W, 9-5
2/26	Buffalo	W, 7-6
2/28	Morehead State	W, 3-2
2/29	Xavier	W, 9-2
3/3	UIC	W, 4-3
3/4	UIC	W, 8-2
3/5	UIC	W, 20-0
3/6	Tennessee Tech	W, 10-6
3/7	Marshall	W, 7-3
3/9	Canisius	W, 19-9
3/10	Canisius	W, 7-5
3/11	Canisius	W, 5-4
3/13	Wright State	W, 9-1
3/14	Murray State	W, 2-1
3/16	South Carolina	W, 4-3
3/17	South Carolina	W, 4-3
3/18	South Carolina	W, 6-3
3/21	at Cincinnati	W, 10-7
3/23	at Tennessee	L, 1-4
3/24	at Tennessee	W, 6-2
3/25	at Tennessee	W, 6-0
3/27	Western Kentucky	W, 7-4
3/31	at Georgia	L, 6-7
3/31	at Georgia	W, 9-8
4/1	at Georgia	W, 11-2
4/4	Dayton	W, 19-6
4/6	Ole Miss	W, 3-2
4/7	Ole Miss	L, 3-8
4/8	Ole Miss	W, 8-3
4/10	at Louisville	L, 2-10
4/13	at Arkansas	L, 7-8
4/14	at Arkansas	W, 5-4
4/14	at Arkansas	W, 2-1
4/17	Cincinnati	W, 7-0
4/20	LSU	L, 4-5
4/21	LSU	W, 8-1
4/22	LSU	W, 7-6
4/24	at Louisville	L, 2-10
4/27	at Vanderbilt	W, 5-2
4/28	at Vanderbilt	L, 3-4
4/29	at Vanderbilt	L, 1-6
5/3	Florida	L, 3-5
5/4	Florida	L, 1-5
5/5	Florida	W, 2-1
5/9	at Indiana	W, 6-5
5/11	Alabama	W, 4-2
5/12	Alabama	W, 7-6
5/12	Alabama	W, 8-1
5/15	at Murray State	L, 3-7
5/17	at Mississippi State	L, 1-3
5/18	at Mississippi State	L, 3-4
5/19	at Mississippi State	L, 3-11
5/22	(2) vs. Ole Miss	W, 2-0
5/24	(2) vs. Mississippi State	W, 5-1
5/26	(2) vs. Mississippi State	L, 1-2
6/1	(3) vs. Kent State	L, 6-7 (21)
6/2	(3) vs. Valparaiso	W, 8-1
6/3	(3) at Purdue	W, 6-3
6/3	(3) vs. Kent State	L, 2-3
(1) USC Upstate Invite; Spartanburg, S.C.		
(2) SEC Tournament; Hoover, Ala.		
(3) NCAA Gary Regional; Gary, Ind.		

2013 (30-25, 11-19 SEC)

2/15	(1) vs. UNC Asheville	W, 9-2
2/17	(2) vs. Niagara	W, 20-3
2/18	at USC Upstate	W, 11-10
2/21	(3) vs. Kansas State	L, 5-7
2/22	(3) vs. Elon	W, 6-1
2/24	(3) at Coastal Carolina	W, 8-2
2/27	Eastern Kentucky	W, 6-2
3/1	Akron	W, 21-2

2014 (37-25, 14-16 SEC)

2/14	(1) vs. Virginia	W, 8-3
2/15	(1) at UNC Wilmington	W, 10-4
2/16	(1) vs. VMI	L, 9-10
2/17	at USC Upstate	L, 6-8
2/21	(2) vs. St. Joe's	W, 16-2
2/22	(2) at Old Dominion	W, 7-5
2/23	(2) vs. St. John's	W, 13-0
2/25	Wright State	W, 7-1
2/28	Eastern Michigan	W, 8-2
3/1	Eastern Michigan	W, 9-5
3/1	Eastern Michigan	W, 13-2
3/5	Cincinnati	W, 7-0
3/5	Cincinnati	W, 11-4
3/7	Ball State	L, 8-10 (10)
3/8	Ball State	W, 24-1
3/9	Ball State	W, 26-3
3/11	at Indiana	L, 2-7
3/14	at Alabama	L, 0-3
3/15	at Alabama	W, 7-2
3/15	at Alabama	L, 3-5 (10)
3/18	Western Kentucky	W, 10-3
3/21	South Carolina	W, 13-5
3/22	South Carolina	W, 2-1
3/23	South Carolina	L, 3-8
3/26	Xavier	W, 9-6
3/28	at Vanderbilt	W, 4-2
3/29	at Vanderbilt	L, 3-9
3/30	at Vanderbilt	L, 2-6
4/1	Louisville	W, 8-2
4/4	Florida	W, 17-1
4/5	Florida	L, 10-11
4/6	Florida	W, 9-8
4/8	Morehead State	L, 4-6
4/11	Missouri	L, 7-8
4/12	Missouri	W, 12-0
4/13	Missouri	L, 3-8
4/15	at Louisville	W, 4-2
4/18	at Texas A&M	W, 6-3
4/19	at Texas A&M	W, 11-4



KENTUCKY

BASEBALL



4/20 at Texas A&M	L, 2-14	2016 (32-25, 15-15 SEC)	4/2 Vanderbilt	L, 4-6	5/8 at Indiana	W, 7-6	
4/22 Tennessee Tech	W, 15-13	2/19 at Wofford	L, 4-5	4/4 at Louisville	L, 3-5	5/11 Mississippi State	W, 9-6
4/25 Ole Miss	L, 4-12	2/20 (1) vs. George Mason	W, 8-6	4/7 at Mississippi State	W, 5-2	5/12 Mississippi State	W, 4-1
4/26 Ole Miss	L, 5-18	2/21 (1) vs. Dayton	W, 15-2	4/8 at Mississippi State	L, 6-10	5/13 Mississippi State	L, 8-18
4/27 Ole Miss	L, 6-9	2/26 (2) vs. UC Santa Barbara	L, 4-11	4/9 at Mississippi State	L, 6-10	5/15 (3) vs. Murray State	W, 14-2 (8)
5/1 at Tennessee	W, 15-1	2/27 (2) at San Diego State	W, 6-0	4/12 UT Martin	W, 8-0	5/17 at Vanderbilt	L, 1-8
5/2 at Tennessee	L, 2-8	2/28 (2) vs. Bryant	L, 4-7	4/14 at Missouri	W, 5-2	5/18 at Vanderbilt	L, 1-5
5/3 at Tennessee	L, 1-5	3/2 Austin Peay	W, 3-2	4/15 at Missouri	L, 8-9	5/19 at Vanderbilt	L, 6-9
5/9 Auburn	W, 6-3	3/4 Buffalo	W, 5-1	4/16 at Missouri	W, 6-1	5/22 (4) vs. Auburn	L, 3-4 (11)
5/10 Auburn	L, 1-8	3/5 Buffalo	W, 14-3	4/18 Louisville	W, 11-7	(1) Spartanburg, S.C.	
5/11 Auburn	W, 6-5 (10)	3/6 Buffalo	W, 9-8 (10)	4/21 LSU	W, 12-5	(2) Shriners Hospitals for Children College Classic (Houston)	
5/13 at Murray State	L, 3-4 (12)	3/9 Murray State	W, 11-1	4/21 LSU	L, 3-4	(3) Paducah, Ky.	
5/15 at Georgia	W, 13-0	3/11 USC Upstate	W, 5-3	4/23 LSU	W, 10-2	(4) SEC Tournament (Hoover, Ala.)	
5/16 at Georgia	W, 10-0	3/12 USC Upstate	W, 3-0	4/26 Xavier	W, 6-0		
5/17 at Georgia	L, 10-11	3/13 USC Upstate	W, 3-1	4/28 at South Carolina	W, 19-1		
5/20 (3) vs. Alabama	W, 7-1	3/15 Western Kentucky	L, 6-14	4/29 at South Carolina	L, 1-5		
5/21 (3) vs. Florida	W, 4-2	3/18 at Georgia	L, 2-5	4/30 at South Carolina	W, 9-4		
5/22 (3) vs. Mississippi State	W, 7-6 (12)	3/19 at Georgia	W, 11-4	5/5 Georgia	L, 3-5		
5/24 (3) vs. Florida	L, 5-6	3/20 at Georgia	W, 14-6	5/6 Georgia	W, 7-4		
5/30 (4) vs. Kansas	L, 6-10	3/22 Morehead State	W, 10-5	5/7 Georgia	L, 3-6		
5/31 (4) vs. Kent State	W, 4-2	3/25 Florida	L, 5-12	5/9 Indiana	W, 5-2		
6/1 (4) vs. Kansas	W, 8-3	3/26 Florida	W, 7-4	5/12 Tennessee	W, 15-5		
6/1 (4) vs. Louisville	L, 1-4	3/27 Florida	W, 5-4 (10)	5/13 Tennessee	W, 8-3		
(1) UNC Wilmington Invite; Wilmington, N.C.		3/29 Northern Kentucky	L, 4-5	5/14 Tennessee	W, 7-2		
(2) Old Dominion Invite; Norfolk, Va.		3/30 Xavier	W, 6-2	5/16 Northern Kentucky	W, 10-1		
(3) SEC Tournament; Hoover, Ala.		4/1 at Tennessee	L, 5-14	5/18 at Florida	W, 12-4		
(4) NCAA Louisville Regional; Louisville, Ky.		4/2 at Tennessee	W, 5-4	5/19 at Florida	L, 3-14		
		4/3 at Tennessee	W, 10-2	5/20 at Florida	L, 4-6		
		4/8 Alabama	W, 3-2	5/24 (2) vs. South Carolina	W, 7-2		
2015 (30-25, 14-15 SEC)		4/9 Alabama	W, 6-2	5/25 (2) vs. LSU	L, 0-10		
2/13 (1) vs. Ball State	W, 11-7	4/10 Alabama	L, 1-2	5/26 (2) vs. South Carolina	L, 1-3		
2/14 (1) vs. Richmond	W, 10-1	4/13 Louisville	L, 6-9	6/2 (3) vs. Ohio	W, 6-4		
2/19 at Southern California	L, 2-5	4/15 at Vanderbilt	L, 0-3	6/3 (3) vs. NC State	L, 4-5		
2/20 at UC Santa Barbara	L, 3-10	4/16 at Vanderbilt	L, 2-3	6/4 (3) vs. Indiana	W, 14-9		
2/21 at UC Santa Barbara	L, 0-11	4/17 at Vanderbilt	W, 3-0	6/4 (3) vs. NC State	W, 8-6		
2/22 at UC Santa Barbara	W, 12-7	4/19 at Louisville	L, 6-7	6/5 (3) vs. NC State	W, 10-5		
2/27 (2) vs. Nebraska-Omaha	W, 6-5 (14)	4/22 Arkansas	L, 0-1 (10)	6/9 (4) vs. Louisville	L, 2-5		
2/28 (2) vs. Nebraska-Omaha	W, 5-1	4/23 Arkansas	L, 0-2	6/10 (4) vs. Louisville	L, 2-6		
2/28 (2) vs. Northeastern	W, 5-4	4/23 Arkansas	W, 5-4	(1) Old Dominion Tournament (Norfolk, Va.)			
3/1 (2) vs. Mount St. Mary's	W, 8-2	4/23 Arkansas	W, 5-3	(2) SEC Tournament (Hoover, Ala.)			
3/3 Murray State	W, 4-1	4/26 Dayton	W, 11-1	(3) NCAA Lexington Regional			
3/3 Murray State	W, 4-3	4/27 Miami (Ohio)	L, 2-5	(4) NCAA Super Regional (Louisville, Ky.)			
3/7 Northern Kentucky	W, 6-0	4/29 at Auburn	L, 6-10				
3/8 Northern Kentucky	W, 7-6	4/30 at Auburn	W, 9-6				
3/8 Northern Kentucky	W, 9-4	5/1 at Auburn	L, 4-5	2018 (34-22, 13-17 SEC)			
3/11 at Cincinnati	W, 9-1	5/3 Eastern Kentucky	L, 5-10	2/16 at Wofford	W, 6-1		
3/13 at South Carolina	L, 1-10	5/6 South Carolina	W, 6-0	2/17 at USC Upstate (DH-1)	W, 6-5 (10)		
3/14 at South Carolina	L, 3-4	5/7 South Carolina	W, 5-4 (12)	2/17 at USC Upstate (DH-2)	W, 10-3		
3/15 at South Carolina	L, 4-6 (10)	5/8 South Carolina	L, 2-3	2/18 (1) vs. Evansville	W, 8-4		
3/17 Ohio	L, 7-10	5/10 at Indiana	L, 1-3	2/20 Xavier	L, 2-3 (10)		
3/20 Mississippi State	W, 10-2	5/12 at Ole Miss	L, 2-14	2/23 Oakland	W, 10-1		
3/21 Mississippi State	W, 9-7	5/13 at Ole Miss	L, 5-7	2/24 Oakland	W, 17-6		
3/22 Mississippi State	L, 5-12	5/14 at Ole Miss	W, 4-1	2/25 Oakland	W, 15-6		
3/24 at Western Kentucky	L, 3-12	5/17 (3) vs. Murray State	L, 3-9	2/27 Western Kentucky	W, 4-3		
3/25 Morehead State	W, 9-4	5/19 Missouri	W, 2-1	(2) vs. Houston	W, 14-2 (7)		
3/27 at LSU	W, 5-4 (12)	5/20 Missouri	W, 7-2	3/3 (2) vs. Sam Houston State	W, 7-2		
3/28 at LSU	L, 3-7	5/21 Missouri	L, 2-5	3/4 (2) vs. Louisiana	W, 10-4		
3/29 at LSU	W, 12-10 (11)	5/24 (4) vs. Alabama	L, 2-5	3/6 Eastern Kentucky	W, 16-5		
3/31 Indiana	L, 7-11	(1) Spartanburg, S.C.		3/7 Northern Kentucky	L, 6-8		
4/4 Texas A&M	L, 2-5	(2) Tony Gwynn Classic (San Diego, Calif.)		3/9 Texas Tech	W, 10-7		
4/4 Texas A&M	L, 3-6	(3) Paducah, Ky.		3/10 Texas Tech	W, 11-6		
4/10 at Arkansas	L, 3-5	(4) SEC Tournament; Hoover, Ala.		3/11 Texas Tech	L, 3-5		
4/11 at Arkansas	W, 16-4			3/16 at Arkansas	L, 4-9		
4/12 at Arkansas	L, 3-7	2017 (43-23, 19-11 SEC)		3/17 at Arkansas (DH-1)	L, 2-14		
4/14 Western Kentucky	L, 3-5 (10)	2/17 at North Carolina	L, 1-3	3/18 at Arkansas (DH-2)	L, 9-16		
4/16 Tennessee	W, 5-0	2/18 at North Carolina	L, 5-6	3/20 at Xavier	W, 20-4		
4/17 Tennessee	W, 3-1	2/19 at North Carolina	L, 4-5	3/23 Auburn	W, 5-4		
4/18 Tennessee	W, 5-3	2/22 at Liberty	L, 4-5	3/25 Auburn (DH-1)	L, 3-4 (7)		
4/21 Xavier	W, 6-1	2/24 (1) vs. St. Joseph's	W, 16-9	3/25 Auburn (DH-2)	W, 13-3 (7)		
4/24 at Florida	W, 3-0	2/25 (1) at Old Dominion	W, 19-2	3/27 Miami (Ohio)	W, 13-7		
4/25 at Florida	W, 7-6	2/26 (1) vs. Delaware	L, 3-4	3/30 at Alabama	L, 2-4		
4/26 at Florida	L, 1-10	2/28 Eastern Kentucky	W, 12-0	3/31 at Alabama	L, 2-4		
4/28 at Louisville	L, 1-2	3/1 Western Kentucky	W, 17-2	4/1 at Alabama	W, 5-2		
5/1 Vanderbilt	L, 3-13	3/3 UC Santa Barbara	W, 2-1	4/3 Louisville	W, 8-5		
5/2 Vanderbilt	W, 11-5	3/4 UC Santa Barbara	W, 3-2	4/6 South Carolina	W, 14-1		
5/3 Vanderbilt	L, 3-7	3/5 UC Santa Barbara	W, 12-1	4/7 South Carolina	L, 1-15		
5/6 Louisville	L, 2-5	3/7 Wright State	W, 15-1	4/8 South Carolina	W, 10-5		
5/8 Georgia	W, 6-2	3/8 at Cincinnati	L, 1-2 (10)	4/11 at Western Carolina	W, 7-5		
5/9 Georgia	L, 3-12	3/9 Miami (Ohio)	W, 6-4	4/13 at Georgia	W, 6-4 (11)		
5/10 Georgia	L, 1-6 (10)	3/10 Miami (Ohio)	W, 16-3	4/14 at Georgia (DH-1)	L, 7-9		
5/12 Northern Kentucky	W, 5-1	3/12 Miami (Ohio)	W, 14-2	4/14 at Georgia (DH-2)	W, 1-0		
5/14 at Missouri	W, 1-0	3/14 Murray State	W, 9-7	4/17 at Louisville	L, 2-8		
5/15 at Missouri	L, 3-6	3/17 at Texas A&M	W, 6-0	4/19 Florida	L, 2-11		
5/16 at Missouri	W, 8-2	3/18 at Texas A&M	W, 7-6	4/20 Florida	L, 4-9		
5/19 (3) vs. Auburn	L, 3-6	3/19 at Texas A&M	W, 11-7	4/21 Florida	W, 3-2		
(1) Buffalo Wild Wings Battle at the Beach (Wilmington, N.C.)		3/21 at Western Kentucky	W, 4-3	4/25 Morehead State	W, 7-1		
(2) Snowbird Classic (Port Charlotte, Fla.)		3/23 Ole Miss	L, 6-9	4/27 Missouri	W, 2-1		
(3) SEC Tournament; Hoover, Ala.		3/24 Ole Miss	W, 4-2	4/28 Missouri	L, 11-14		
		3/25 Ole Miss	W, 4-1	4/29 Missouri	W, 11-10		
		3/28 Cincinnati	W, 13-7	5/4 at Tennessee	L, 2-6		
		3/31 Vanderbilt	W, 10-3	5/5 at Tennessee	W, 10-3		
		4/1 Vanderbilt	W, 7-4	5/6 at Tennessee	L, 3-5		