Features

- 30, 60, 100 and 200 Ampere Switches
- UL Recognized (file # E121152 vol. 1 & 2) and CSA Certified
- Simple Mounting — with an integral switch and over center mechanism
- Horsepower & load break rated
- Compact Size
- Visible Blade Contacts
- Rugged Construction — with a short circuit current rating of 10,000 amps with Class H or 200,000 amps at 600V maximum AC, when fused with Class R or Class J fuses
- Available with three operator handle options, allowing flexible placement of switch
- Field Installable Auxiliary Contacts
- Flexible Fuse Class Configurations
- Flange mounted handles meet NFPA79 requirements



Type MCS Disconnect Switch with Max-Flex™ handle operator



Type MCS Disconnect Switch with fixed-depth, flange-mounted handle



Type MCS Disconnect Switch with rotary handle

Ordering Information

1. Select the basic switch size you need (30, 60, 100 or 200 ampere).
2. Check the switch selected against the maximum horsepower rating required for our application. "L" or "R" suffix on switch catalog numbers denotes left or right-handed mechanism drive.
3. Choose either fuse or no fuse kit from chart below.
4. Check "Minimum Dimensions" on page 5-11 for installation space requirements.
5. Select from the list of handle operators, the type which best suits your application. Handle operators can be selected from the next page.

Basic Switches

Switch Ampere Rating	Maximum Voltage Rating	Catalog Number Right Hand	Catalog Number Left Hand	Maximum Horsepower Rating, 3 Phase④						250 Volts DC (max)④
				240 Volts AC		480 Volts AC		600 Volts AC		
				Standard Fuse	Time Delay Fuse	Standard Fuse	Time Delay Fuse	Standard Fuse	Time Delay Fuse	
30	600	**MCS603R**	**MCS603L**	3	7½	5	15	7½	20	5
60	600	**MCS606R**	**MCS606L**	7½	15	15	30	15	50	10
100	600	**MCS610R**	**MCS610L▲**	15	30	25	60	30	75	20
200	600	**MCS620R**	**MCS620L▲**	25	60	50	125	60	150	40

Fuse And No Fuse Kits (Includes load base plus line and load fuse clips)①

Basic Switch Ampere Rating	Switch Catalog Number	Kit Description	No Fuse Kits		For Class H	For Class J	For Class R	Lug Wire Size
			Standard	Cu Only②				
			Catalog Number	Catalog Number	Catalog Number ①	Catalog Number ①	Catalog Number ①	
30	**MCS603R** or **MCS603L**	No Fuse	**TMK606**	—	—	—	—	#14 to #4 AWG Cu/Al
		30A, 250V	—	—	**FCK203▲**	—	**FCRK203**	
		30A, 600V	—	—	**FCK206**	**FCJK603**	**FCRK206**	
		60A, 250V	—	—	**FCK206**	—	**FCRK206**	
		60A, 600V	—	—	**FCK606**	**FCJK606**	**FCRK606**	
60	**MCS606R** or **MCS606L**	No Fuse	**TMK606**	—	—	—	—	#14 to #4 AWG Cu/Al
		60A, 250V	—	—	**FCK206**	—	**FCRK206**	
		60A, 600V	—	—	**FCK606**	**FCJK606**	**FCRK606**	
		100A, 250V	—	—	**OFCK661▲**	**OFCK661▲**	③	
		100A, 600V	—	—	**OFCK661▲**	**OFCK661▲**	③	
100	**MCS610R** or **MCS610L**	No Fuse	**TMK610**	**TMK610C**	—	—	—	#14 to #2/0 AWG Cu/Al
		100A, 250V	—	—	**FCK610**	**FCK610**	③	
		100A, 600V	—	—	**FCK610**	**FCK610**	③	
		200A, 250V	—	—	**OFCK620**	**OFCK620**	③	
		200A, 600V	—	—	**OFCK620**	**OFCK620**	③	
200	**MCS620R** or **MCS620L**	No Fuse	**TMK620**	**TMK620C▲**	—	—	—	#6 to 300 kcmil Cu/Al
		200A, 250V	—	—	**FCK620**	**FCK620**	③	
		200A, 600V	—	—	**FCK620**	**FCK620**	③	

▲ Built to order. Allow 6–8 weeks for delivery.
① For "copper only" connectors, order as follows: **Fusible**—order standard switch, standard fuse kit and copper only no fuse kit. **Non-Fusible**—order standard switch and copper only no fuse kit.
② Includes both line and load lugs.
③ For Class R fuses order Class H kit from this table and the Class R conversion kit from the next page.
④ HP ratings for time delay fuses and for 250V DC also apply to Non-fusible switches.