

Auxiliary switch on the front, 2 NO + 2 NC Current path 1 NC, 1 NC, 1 NO, 1 NO for 3RH and 3RT spring-type terminal .1/.2, .1/.2, .3/.4, .3/.4



| General technical data | |
|---|---|
| Product brand name | SIRIUS |
| Suitability for use | Contactor relay and power contactor |
| Protection class IP on the front | IP20 |
| Ambient temperature | |
| • during storage | -55 ... +80 °C |
| • during operation | -25 ... +60 °C |
| Mechanical service life (switching cycles) typical | 10 000 000 |
| Electrical endurance (switching cycles) at AC-15 at 230 V typical | 200 000 |
| Contact reliability of auxiliary contacts | 1 faulty switching per 100 million (17 V, 1 mA) |
| Insulation voltage with degree of pollution 3 at AC rated value | 690 V |
| Surge voltage resistance rated value | 6 kV |

| Auxiliary circuit | |
|--|---|
| Number of NC contacts for auxiliary contacts | |
| • instantaneous contact | 2 |
| • lagging switching | 0 |
| Number of NO contacts for auxiliary contacts | |

| | |
|---|--------|
| • instantaneous contact | 2 |
| • leading contact | 0 |
| Operating current of auxiliary contacts at AC-12 | |
| • at 24 V | 10 A |
| • at 230 V | 10 A |
| • maximum | 10 A |
| Operating current | |
| • of auxiliary contacts | |
| — at AC-14 | |
| — at 125 V | 6 A |
| — at 250 V | 6 A |
| — at AC-15 | |
| — at 24 V | 6 A |
| — at 230 V | 6 A |
| — at 400 V | 3 A |
| • at AC-15 at 690 V rated value | 1 A |
| Operating current | |
| • of auxiliary contacts at DC-12 | |
| — at 24 V | 10 A |
| — at 110 V | 3 A |
| — at 220 V | 1 A |
| • with 2 current paths in series at DC-12 | |
| — at 24 V rated value | 10 A |
| — at 60 V rated value | 10 A |
| — at 110 V rated value | 4 A |
| — at 220 V rated value | 2 A |
| — at 440 V rated value | 1.3 A |
| — at 600 V rated value | 0.65 A |
| • with 3 current paths in series at DC-12 | |
| — at 24 V rated value | 10 A |
| — at 60 V rated value | 10 A |
| — at 110 V rated value | 10 A |
| — at 220 V rated value | 3.6 A |
| — at 440 V rated value | 2.5 A |
| — at 600 V rated value | 1.8 A |
| Operating current | |
| • of auxiliary contacts at DC-13 | |
| — at 24 V | 6 A |
| — at 60 V | 2 A |
| — at 110 V | 1 A |
| — at 220 V | 0.3 A |

- with 2 current paths in series at DC-13
 - at 24 V rated value 10 A
 - at 60 V rated value 3.5 A
 - at 110 V rated value 1.3 A
 - at 220 V rated value 0.9 A
 - at 440 V rated value 0.2 A
 - at 600 V rated value 0.1 A
- with 3 current paths in series at DC-13
 - at 24 V rated value 10 A
 - at 60 V rated value 4.7 A
 - at 110 V rated value 3 A
 - at 220 V rated value 1.2 A
 - at 440 V rated value 0.5 A
 - at 600 V rated value 0.26 A

Installation/ mounting/ dimensions

| | |
|----------------------|------------------|
| Mounting type | snap-on mounting |
| Width | 36 mm |
| Height | 41.5 mm |
| Depth | 47.7 mm |

Connections/ Terminals

| | |
|---|-------------------------|
| Type of electrical connection for auxiliary and control current circuit | spring-loaded terminals |
| Type of connectable conductor cross-sections | |
| <ul style="list-style-type: none"> • for auxiliary contacts <ul style="list-style-type: none"> — finely stranded <ul style="list-style-type: none"> — with core end processing 2x (0.5 ... 1.5 mm²) — without core end processing 2x (0.5 ... 2.5 mm²) • at AWG conductors for auxiliary contacts 2x (20 ... 14) | |

Safety related data

| | |
|---|-----|
| Product function Mirror contact acc. to IEC 60947-4-1 | Yes |
| <ul style="list-style-type: none"> • Note with 3RT2 | |
| Product function positively driven operation acc. to IEC 60947-5-1 | Yes |
| <ul style="list-style-type: none"> • Note with 3RH2 | |

Certificates/ approvals

| | |
|--------------------------|-----|
| General Product Approval | EMC |
|--------------------------|-----|



[KC](#)



| | | |
|---------------------------|-------------------|-------------------|
| Declaration of Conformity | Test Certificates | Shipping Approval |
|---------------------------|-------------------|-------------------|



[Miscellaneous](#)

[Special Test Certificate](#)

[Type Test Certificates/Test Report](#)



| | |
|-------------------|-------|
| Shipping Approval | other |
|-------------------|-------|



[Confirmation](#)



| |
|---------|
| Railway |
|---------|

[Vibration and Shock](#)

[Special Test Certificate](#)

[Type Test Certificates/Test Report](#)

| |
|---------------------|
| Further information |
|---------------------|

Information- and Downloadcenter (Catalogs, Brochures,...)

<https://www.siemens.com/ic10>

Industry Mall (Online ordering system)

<https://mall.industry.siemens.com/mall/en/en/Catalog/product?mlfb=3RH2911-2HA22>

Cax online generator

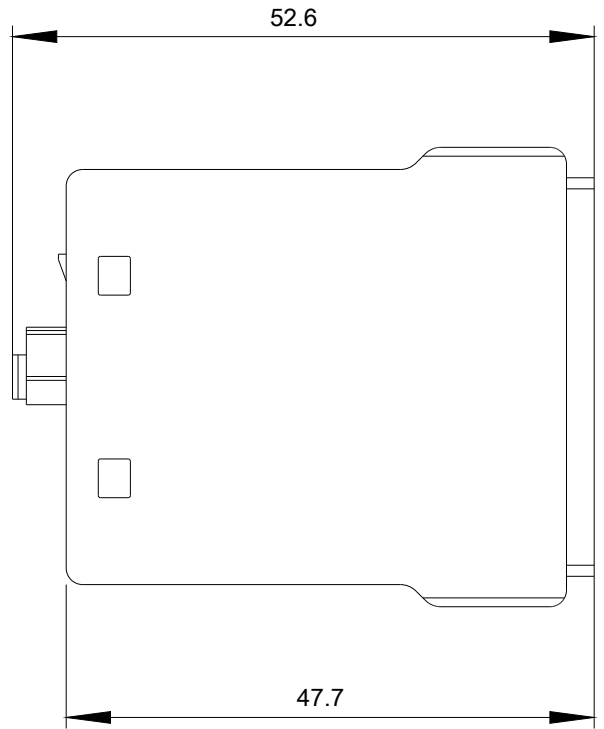
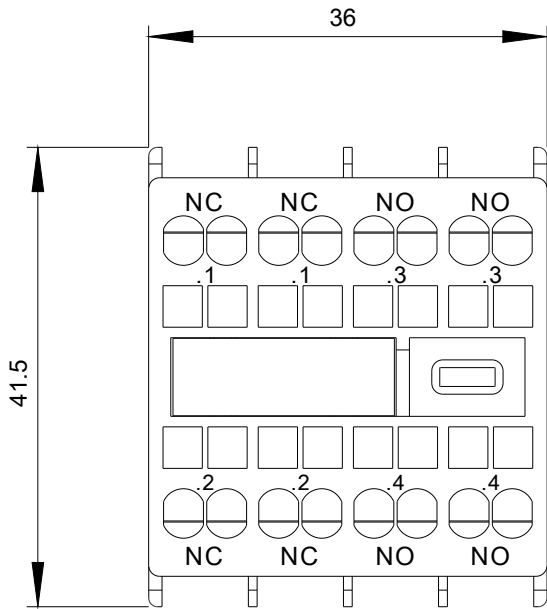
<http://support.automation.siemens.com/WW/CAXorder/default.aspx?lang=en&mlfb=3RH2911-2HA22>

Service&Support (Manuals, Certificates, Characteristics, FAQs,...)

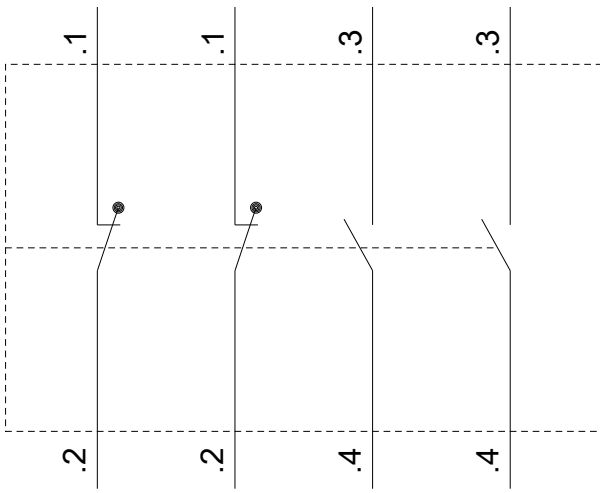
<https://support.industry.siemens.com/cs/ww/en/ps/3RH2911-2HA22>

Image database (product images, 2D dimension drawings, 3D models, device circuit diagrams, EPLAN macros, ...)

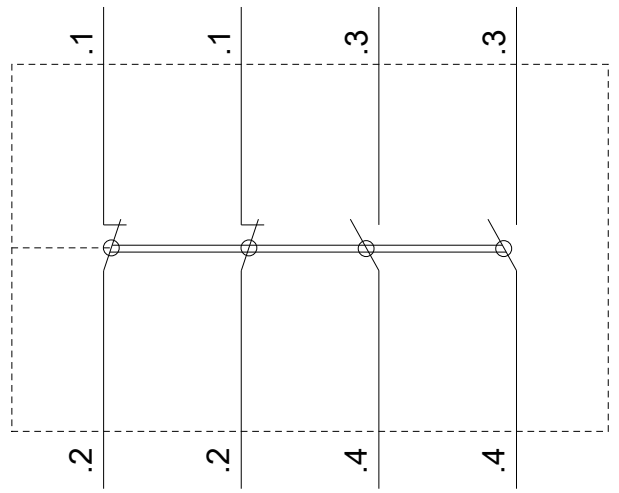
http://www.automation.siemens.com/bilddb/cax_de.aspx?mlfb=3RH2911-2HA22&lang=en



3RT2



3RH2



last modified:

05/15/2020