

Auxiliary switch on the front, 4 NO Current path 1 NO, 1 NO, 1 NO, 1 NO for contactor relays Size S00 spring-type terminal 53/54, 63/64, 73/74, 83/84 Physically coded; only with contactor relays 3RH2140* and 3RH2440* can be combined (according to EN 50011)



General technical data	
Product brand name	SIRIUS
Suitability for use	Contactor relay
Protection class IP on the front	IP20
Ambient temperature	
<ul style="list-style-type: none"> during storage during operation 	-55 ... +80 °C -25 ... +60 °C
Mechanical service life (switching cycles) typical	10 000 000
Electrical endurance (switching cycles) at AC-15 at 230 V typical	200 000
Contact reliability of auxiliary contacts	1 faulty switching per 100 million (17 V, 1 mA)
Insulation voltage with degree of pollution 3 at AC rated value	690 V
Surge voltage resistance rated value	6 kV
Auxiliary circuit	
Number of NC contacts for auxiliary contacts	
<ul style="list-style-type: none"> instantaneous contact lagging switching 	0 0
Number of NO contacts for auxiliary contacts	

• instantaneous contact	4
• leading contact	0
Operating current of auxiliary contacts at AC-12	
• at 24 V	10 A
• at 230 V	10 A
• maximum	10 A
Operating current	
• of auxiliary contacts	
— at AC-14	
— at 125 V	6 A
— at 250 V	6 A
— at AC-15	
— at 24 V	6 A
— at 230 V	6 A
— at 400 V	3 A
• at AC-15 at 690 V rated value	1 A
Operating current	
• of auxiliary contacts at DC-12	
— at 24 V	10 A
— at 110 V	3 A
— at 220 V	1 A
• with 2 current paths in series at DC-12	
— at 24 V rated value	10 A
— at 60 V rated value	10 A
— at 110 V rated value	4 A
— at 220 V rated value	2 A
— at 440 V rated value	1.3 A
— at 600 V rated value	0.65 A
• with 3 current paths in series at DC-12	
— at 24 V rated value	10 A
— at 60 V rated value	10 A
— at 110 V rated value	10 A
— at 220 V rated value	3.6 A
— at 440 V rated value	2.5 A
— at 600 V rated value	1.8 A
Operating current	
• of auxiliary contacts at DC-13	
— at 24 V	6 A
— at 60 V	2 A
— at 110 V	1 A
— at 220 V	0.3 A

- with 2 current paths in series at DC-13
 - at 24 V rated value 10 A
 - at 60 V rated value 3.5 A
 - at 110 V rated value 1.3 A
 - at 220 V rated value 0.9 A
 - at 440 V rated value 0.2 A
 - at 600 V rated value 0.1 A
- with 3 current paths in series at DC-13
 - at 24 V rated value 10 A
 - at 60 V rated value 4.7 A
 - at 110 V rated value 3 A
 - at 220 V rated value 1.2 A
 - at 440 V rated value 0.5 A
 - at 600 V rated value 0.26 A

Installation/ mounting/ dimensions

Mounting type	snap-on mounting
Width	36 mm
Height	41.5 mm
Depth	47.7 mm

Connections/ Terminals

Type of electrical connection for auxiliary and control current circuit	spring-loaded terminals
Type of connectable conductor cross-sections	
<ul style="list-style-type: none"> • for auxiliary contacts <ul style="list-style-type: none"> — finely stranded <ul style="list-style-type: none"> — with core end processing 2x (0.5 ... 1.5 mm²) — without core end processing 2x (0.5 ... 2.5 mm²) • at AWG conductors for auxiliary contacts 2x (20 ... 14) 	

Safety related data

Product function Mirror contact acc. to IEC 60947-4-1	No
Product function positively driven operation acc. to IEC 60947-5-1	Yes
<ul style="list-style-type: none"> • Note 	with 3RH2

Certificates/ approvals

General Product Approval	EMC
--------------------------	-----



[KC](#)



Declaration of Conformity	Test Certificates	Shipping Approval
---------------------------	-------------------	-------------------



[Miscellaneous](#)

[Special Test Certificate](#)

[Type Test Certificates/Test Report](#)



Shipping Approval	other
-------------------	-------



[Confirmation](#)



Railway

[Vibration and Shock](#)

[Special Test Certificate](#)

[Type Test Certificates/Test Report](#)

Further information

Information- and Downloadcenter (Catalogs, Brochures,...)

<https://www.siemens.com/ic10>

Industry Mall (Online ordering system)

<https://mall.industry.siemens.com/mall/en/en/Catalog/product?mlfb=3RH2911-2GA40>

Cax online generator

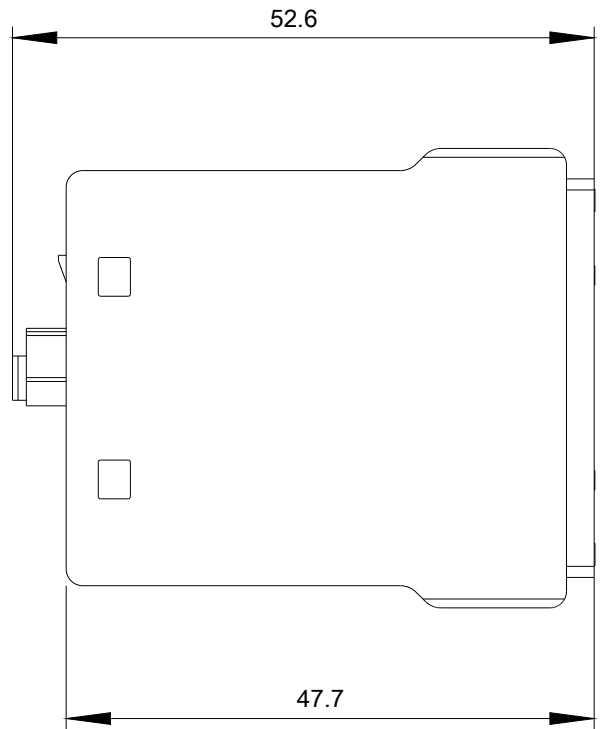
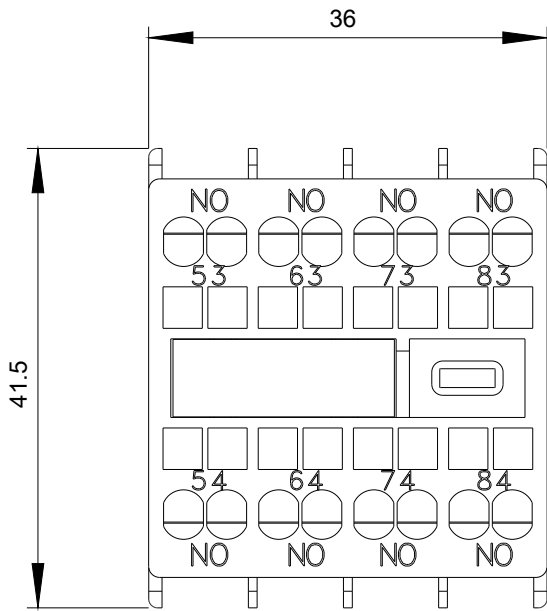
<http://support.automation.siemens.com/WW/CAXorder/default.aspx?lang=en&mlfb=3RH2911-2GA40>

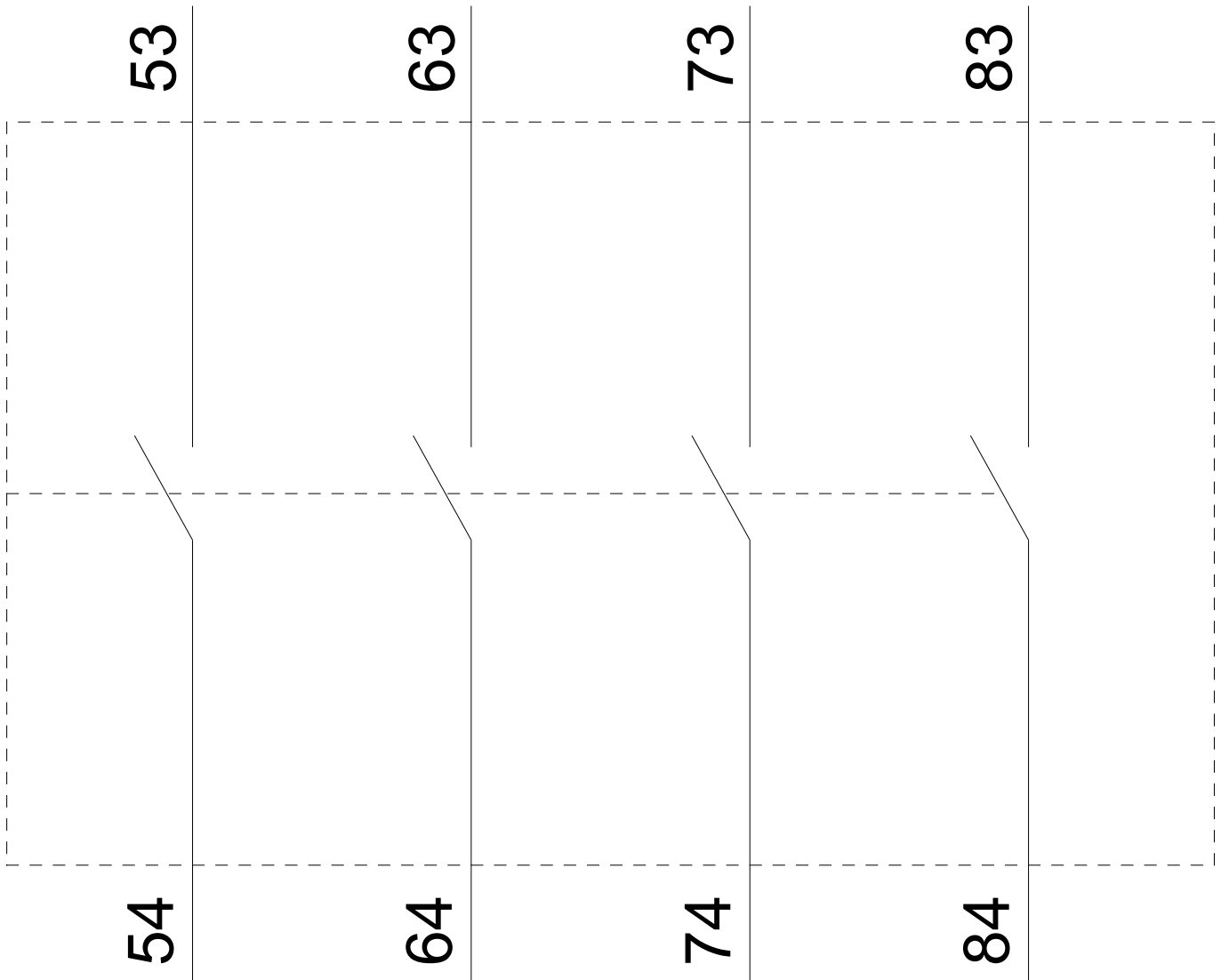
Service&Support (Manuals, Certificates, Characteristics, FAQs,...)

<https://support.industry.siemens.com/cs/ww/en/ps/3RH2911-2GA40>

Image database (product images, 2D dimension drawings, 3D models, device circuit diagrams, EPLAN macros, ...)

http://www.automation.siemens.com/bilddb/cax_de.aspx?mlfb=3RH2911-2GA40&lang=en





last modified:

05/15/2020