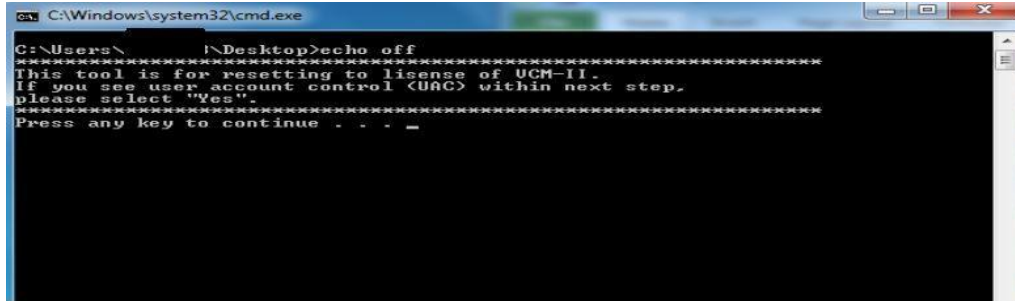


**IMPORTANT:**

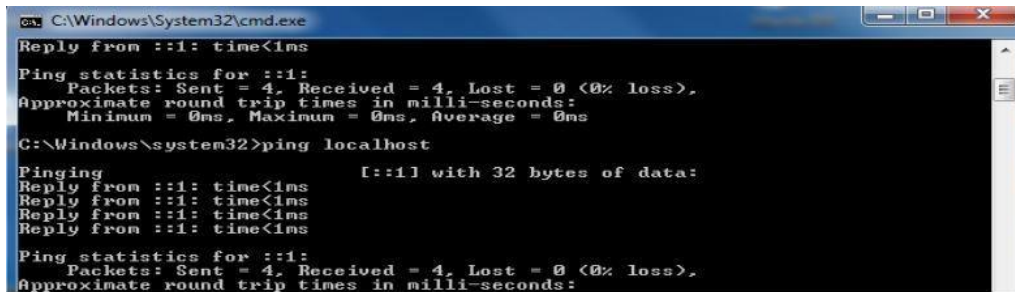
If you encounter an IDS inoperative problem with VCM-II license expiration message, follow the instructions below:

1. CLICK HERE to download the resetting tool to your PC desktop.
2. Reboot your PC, DO NOT start any application after restarting.
3. Run the resetting tool by double clicking the "Reset.bat" file (on your desktop from step 1).
4. Press any key after reading the notifications about the resetting tool.

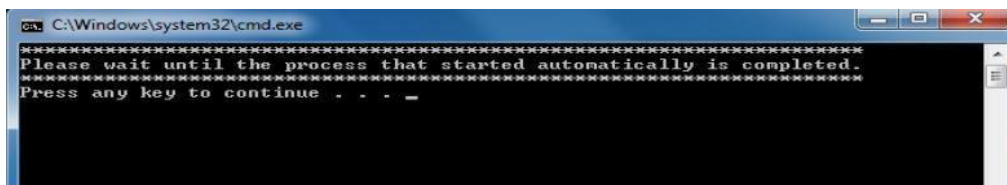


**NOTE:**

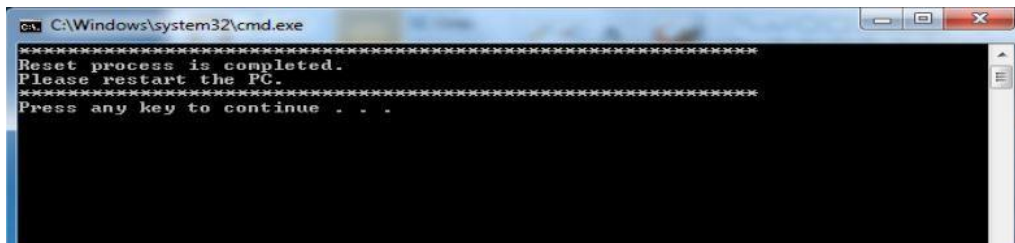
- Click the "Yes" button if you see the User Access Control screen.
- You will see another window open and close automatically when the resetting tool is running.



7. Press any key when you see the following screen.



8. Restart your PC when you see the following screen.



9. The following message is displayed after restarting the PC (License activation is complete).

