



Name


Reference




Slab  
Value MFC




Slab  
MDF




J-Pull  
MDF




Shaker  
MDF




Ultra  
Matt




Super  
Gloss




White




Cashmere



Light  
Grey

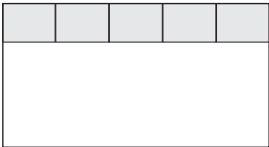


Dust  
Grey

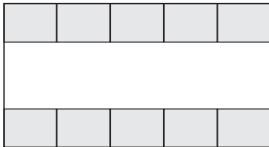


Graphite

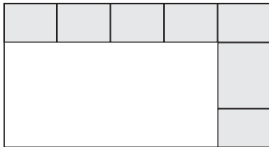
Galley: 1 Wall



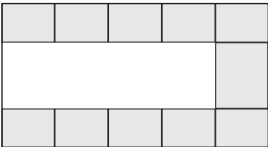
Galley: 2 Wall



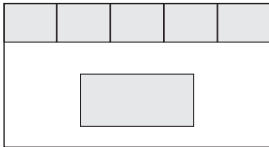
L-Shape: 2 Wall



U-Shape: 3 Wall



Island



KITCHEN SKETCH

Sketch out your room shape and add measurements.  
Please include windows, doors, obstructions, water and waste, oven and power points for appliances.

FEATURE	Integrated/ Freestanding	Base Unit/ Tall Unit	Notes
OVEN (Single/Double)			
MICROWAVE			
HOB			
EXTRACTOR HOOD (Ducting)			
FRIDGE			
FREEZER			
70/30 FRIDGE FREEZER			
DISHWASHER			
WASHING MACHINE			
TUMBLE DRYER			
HANDLES (specify)			
WORKTOPS/UPSTANDS (specify)			
SINK (specify)			
TAP (specify)			