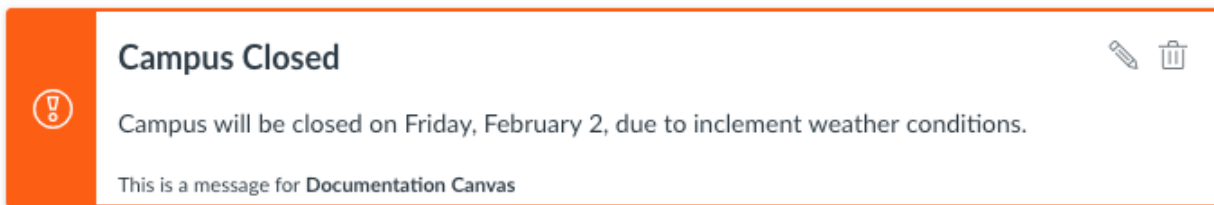


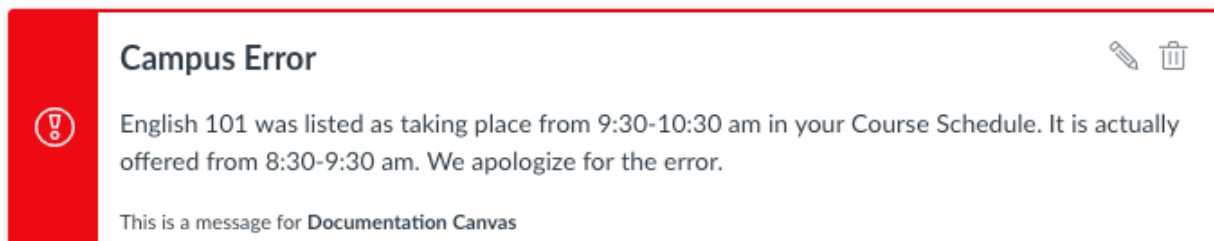
When creating a Global Announcement for an account or subaccount, admins can choose between five different announcement types: warning, error, information, question, or calendar. The selected announcement type will determine the border color and icon that display with your announcement to selected users in their Canvas Dashboard. There are no other differences between these announcement options.

## Warning



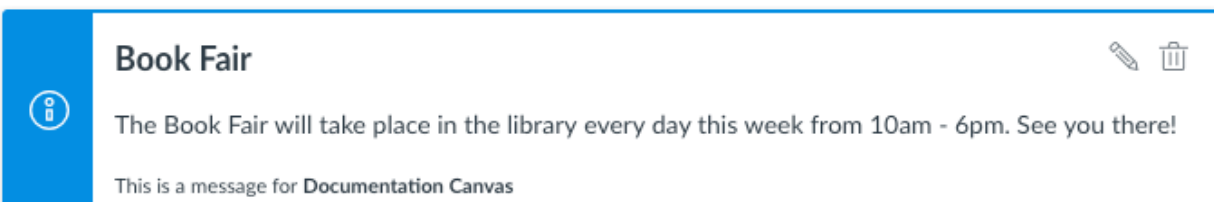
Warning Announcements include an orange border and an Information icon.

## Error




Error Announcements include a red border and an Information icon.

## Information



Information Announcements include an Information icon and a border in the primary color selected in your account's Theme Editor.



## Question



### Snack Machine Feedback

A new snack machine will be installed in Smith Hall. Please email Professor Anderson to provide your feedback on which snack should be included.

This is a message for **Documentation Canvas**



Question Announcements include a Question Mark icon and a border in the primary color selected in your account's Theme Editor.



## Calendar



### Parking Pass Application Due Date

All Parking Pass Applications for Spring Term permits must be submitted to Commuter Services in the Student Services Building by 5:00pm on 2 February.

This is a message for **Documentation Canvas**



Calendar Announcements include a Calendar icon and a border in the primary color selected in your account's Theme Editor.