



Canvas supports tools for media creation in course content. This document is intended to show the pros and cons for media content in Canvas, Arc, and mobile products. Some media types are not saved for reuse, so you may need to consider a different method depending on the media type.

## Canvas (Web Browser)

Canvas is a cloud-native learning platform and learning management system that provides several options for creating new media and uploading existing media. The following tables show each location that accepts media in Canvas while using a web browser and details about the media features.


### Assignments

Name	Length/File Size	File Saved	Video Visibility
<b>Record/Upload Media Button from Media Tab</b> 	<b>Upload</b> - 500MB  <b>Record</b> - Internet connection*	Nowhere	Submits as an assignment
<b>Record/Upload Media</b> 	<b>Upload</b> - 500MB  <b>Record</b> - Internet connection*	Nowhere	Appears in content editor; submits as an assignment


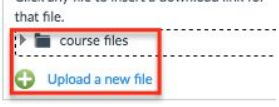

### Conferences

Name	Length/File Size	File Saved	Video Visibility
<b>Conference Recordings (in Add Conference page)</b>	Unlimited	Saved for 14 days then removed automatically**	Appears in the Conferences page


### Conversations

Name	Length/File Size	File Saved	Video Visibility
<b>Record/Upload Media</b> 	<b>Upload</b> - 500MB  <b>Record</b> - Internet connection*	Nowhere	Appears as an attachment

## Rich Content Editor

Name	Length/File Size	File Saved	Video Visibility
<b>Record/Upload Media</b> 	<b>Upload</b> - 500MB  <b>Record</b> - Internet connection*	Nowhere	Embedded in the content editor
<b>Files Content Selector</b> Insert Content into the Page Links Files Images Click any file to insert a download link for that file. 	<b>Course Folder:</b> Adds media already in Course Files  <b>Upload:</b> Uploads new files; cannot be larger than the space remaining in user/course files	Course Files	Appears as a link in the content editor
<b>External Apps</b> 	Per the the length of the video on the external site	Nowhere	Embedded in the content editor in one of three sizes

## SpeedGrader

Name	Length/File Size	File Saved	Video Visibility
<b>Record/Upload Media</b> 	<b>Upload</b> - 500MB  <b>Record</b> - Internet connection*	Nowhere	Appears as a standalone comment in SpeedGrader

\*Media recordings are dependent on internet connections (approx. 90 minutes max). Recording failures display an error.

\*\*Hosted Conference accounts through BigBlueButton retain all recordings, which can also be downloaded. Contact BigBlueButton for hosting details.

## Arc (Web Browser)

Arc is an online video platform that makes learning more impactful through active collaboration. Arc is a separate product offering from Instructure available at a low cost.

Arc provides several options for uploading new media and existing media in Canvas. The following tables show each location that accepts media in Arc and details about the media features.


### Assignments

Name	Length/File Size	File Saved	Video Visibility
<b>Arc External Tool (Add Submission Type)</b>	10 GB	In Arc	Appears as an assignment and in SpeedGrader


### Modules

Name	Length/File Size	File Saved	Video Visibility
<b>Arc External Tool (Add Module Item)</b>	10 GB	In Arc	Appears as a module item

### Rich Content Editor

Name	Length/File Size	File Saved	Video Visibility
<b>Arc Media Icon</b> 	10 GB	In Arc	Appears inline in content editor

### SpeedGrader

Name	Length/File Size	File Saved	Video Visibility
<b>Record/Upload Media</b> 	<b>Upload</b> - 500MB <b>Record</b> - Internet connection*	Nowhere	Appears as a standalone comment in SpeedGrader

## Canvas (Mobile)

Mobile devices provide several options for creating new media and uploading existing media in Canvas Student and Canvas Teacher mobile apps. However, depending on the app and device, users may experience limitations with media creation.

### File Uploads and Media Size

Canvas mobile apps support media files up to 500 MB. The file limit can be reached in a number of ways, depending on recording length, frames per second, resolution, and compression/file type. Before uploading a mobile media file to the app, check your device's settings and size information to ensure the file will upload successfully. For example, depending on the file format (i.e. MPEG4, MOV, etc.), one minute of video could be approximately 60 MB with 720p HD, or 350 MB with 4K.

- The Android apps upload files according to original file size, while the iOS apps compress videos for faster uploads.
- If the media file was imported to your device, rather than recorded on your device, device settings will not be relevant.

### Android Devices

Media file size information is based on your media app and manufacturer. To view specific file details and size information, view the file in your device folder.

- If a file fails to upload, the [notification drawer](#) will display an error message. Additionally, if the user has remained on the media upload screen, the Canvas apps will display a [toast notification](#) upon failure.

### iOS Devices

To view media file size information on your iOS device, open Settings, then select the Photos or Camera option.

- If you navigate away from the upload screen while an upload is in progress, the upload will be cancelled. While on the upload screen, if a file fails to upload, an [error](#) will display.

### Mobile Best Practices




- To prevent the loss of any media files, record your video using your device's default camera or media app, and save to your device. Then upload the recording to the app.
- Keep any video files intended for upload below 500 MB.
- Make sure you have a strong internet and/or cellular network connection established. Data rates may apply.
- During upload, avoid multitasking on your device (i.e. opening other apps on your phone after beginning an upload).

Mobile devices provide several options for creating new media and uploading existing media in Canvas mobile apps. The following tables show each location that accepts media in the Canvas Student app and Canvas Teacher app and details about the media features.


**Note:** The Canvas Parent app does not include options for uploading media.

## Canvas Student App

### Android: Assignments

Name	Length/File Size	File Saved	Video Visibility
<b>File Upload: Device</b> 	500MB	Saved in My Files	Appears as a link in the submission page
<b>Media Upload: Choose Media (Video)</b>  Choose Media	<b>Upload</b> - 500MB <b>Record</b> - WiFi/network speeds*	Saved in My Files	Appears as a link in the submission page
<b>Media Upload: Take Video</b>  Take Video	<b>Upload</b> - 500MB <b>Record</b> - WiFi/network speeds*	Saved in My Files	Appears as a link in the submission page



### Android: Conversations

Name	Length/File Size	File Saved	Video Visibility
<b>Device</b> 	500MB	Saved in conversations attachments folder of My Files	Appears as a message attachment



\*Mobile media uploads are dependent on internet connections, cellular network speeds, and the number of apps in use on a device (approx. 10 minutes max). Upload failures display an error.

## Canvas Student App

### iOS: Assignments

Name	Length/File Size	File Saved	Video Visibility
<b>File Upload— Take Photo/Video</b> 	WiFi/network speeds*	Nowhere	Appears as a link in the submission page
<b>File Upload— Choose from Library</b> 	500MB	Nowhere	Appears as a link in the submission page
<b>Media Recording— Record/Choose Video</b>	<b>Upload</b> - 500MB <b>Record</b> - WiFi/network speeds*	Nowhere	Appears as a link in the submission page
<b>Media Recording— Record Audio</b>	WiFi/network speeds*	Nowhere	Appears as a link in the submission page





### iOS: Announcements

Name	Length/File Size	File Saved	Video Visibility
<b>Choose from Library...</b> 	500MB	Nowhere	Appears in announcement or reply
<b>Use Camera</b> 	WiFi/network speeds*	Nowhere	Appears in announcement or reply

\*Mobile media uploads are dependent on internet connections, cellular network speeds, and the number of apps in use on a device (approx. 10 minutes max). Upload failures display an error.


## Canvas Student App

### iOS: Conversations

Name	Length/File Size	File Saved	Video Visibility
<b>Choose from Library</b> 	500MB	Saved in conversations attachments folder of My Files	Appears as a message attachment
<b>Record Audio</b> 	WiFi/network speeds*	Saved in conversations attachments folder of My Files	Appears as a message attachment
<b>Upload File</b> 	500MB	Saved in conversations attachments folder of My Files	Appears as an attachment
<b>Use Camera</b> 	WiFi/network speeds*	Saved in conversations attachments folder of My Files	Appears as an attachment

## Canvas Teacher App

### Android: Assignments

Name	Length/File Size	File Saved	Video Visibility
<b>Add video/audio comment</b> 	WiFi/network speeds*	Nowhere	Appears in Assignment Comments section of SpeedGrader below “This is a media comment.”


\*Mobile media uploads are dependent on internet connections, cellular network speeds, and the number of apps in use on a device (approx. 10 minutes max). Upload failures display an error.

## Canvas Teacher App


### Android: Announcements

Name	Length/File Size	File Saved	Video Visibility
Choose File From Device 	500MB	Nowhere	Appears as an attachment

### Android: Conversations

Name	Length/File Size	File Saved	Video Visibility
Choose File From Device 	500MB	Saved in conversations attachments folder of My Files	Appears as a message attachment

### Android: Discussions

Name	Length/File Size	File Saved	Video Visibility
Choose File From Device 	500MB	Nowhere	Appears as a post/reply attachment

### Android: Files

Name	Length/File Size	File Saved	Video Visibility
Add File - Upload Video 	500MB	Course Files	Course Files

\*Mobile media uploads are dependent on internet connections, cellular network speeds, and the number of apps in use on a device (approx. 10 minutes max). Upload failures display an error.






## Canvas Teacher App

### iOS: Assignments

Name	Length/File Size	File Saved	Video Visibility
<b>Add comment - Record Audio</b>	WiFi/network speeds*	Nowhere	Appears in Assignment Comments section of SpeedGrader below “This is a media comment.”
<b>Add comment - Record Video</b>	WiFi/network speeds*	Nowhere	Appears in Assignment Comments section of SpeedGrader below “This is a media comment.”




### iOS: Announcements

Name	Length/File Size	File Saved	Video Visibility
<b>Choose from Library</b> 	500MB	Saved in My Files	Appears as an announcement attachment
<b>Record Audio</b> 	WiFi/network speeds*	Nowhere	Appears as an announcement attachment
<b>Upload File</b> 	500MB	Nowhere	Appears as an announcement attachment




\*Mobile media uploads are dependent on internet connections, cellular network speeds, and the number of apps in use on a device (approx. 10 minutes max). Upload failures display an error.

## Canvas Teacher App

### iOS: Conversations



Name	Length/File Size	File Saved	Video Visibility
<b>Choose from Library</b> 	500MB	Saved in conversations attachments folder of My Files	Appears as a message attachment
<b>Record Audio</b> 	WiFi/network speeds*	Saved in conversations attachments folder of My Files	Appears as a message attachment
<b>Upload File</b> 	500MB	Saved in conversations attachments folder of My Files	Appears as a message attachment

### iOS: Discussions



Name	Length/File Size	File Saved	Video Visibility
<b>Choose from Library</b> 	500MB	Saved in My Files	Appears as an discussion attachment
<b>Record Audio</b> 	WiFi/network speeds*	Nowhere	Appears as an discussion attachment
<b>Upload File</b> 	500MB	Nowhere	Appears as an discussion attachment

\*Mobile media uploads are dependent on internet connections, cellular network speeds, and the number of apps in use on a device (approx. 10 minutes max). Upload failures display an error.

**iOS: Files (Course)**

Name	Length/File Size	File Saved	Video Visibility
<b>Add File - Upload Video</b> 	500MB	Course Files	Course Files
<b>Add File - Record Audio</b> 	WiFi/network speeds*	Course Files	Course Files

**iOS: Files (User)**

Name	Length/File Size	File Saved	Video Visibility
<b>Add File - Upload Video</b> 	500MB	User Files	User Files
<b>Add File - Record Audio</b> 	WiFi/network speeds*	User Files	User Files

\*Mobile media uploads are dependent on internet connections, cellular network speeds, and the number of apps in use on a device (approx. 10 minutes max). Upload failures display an error.