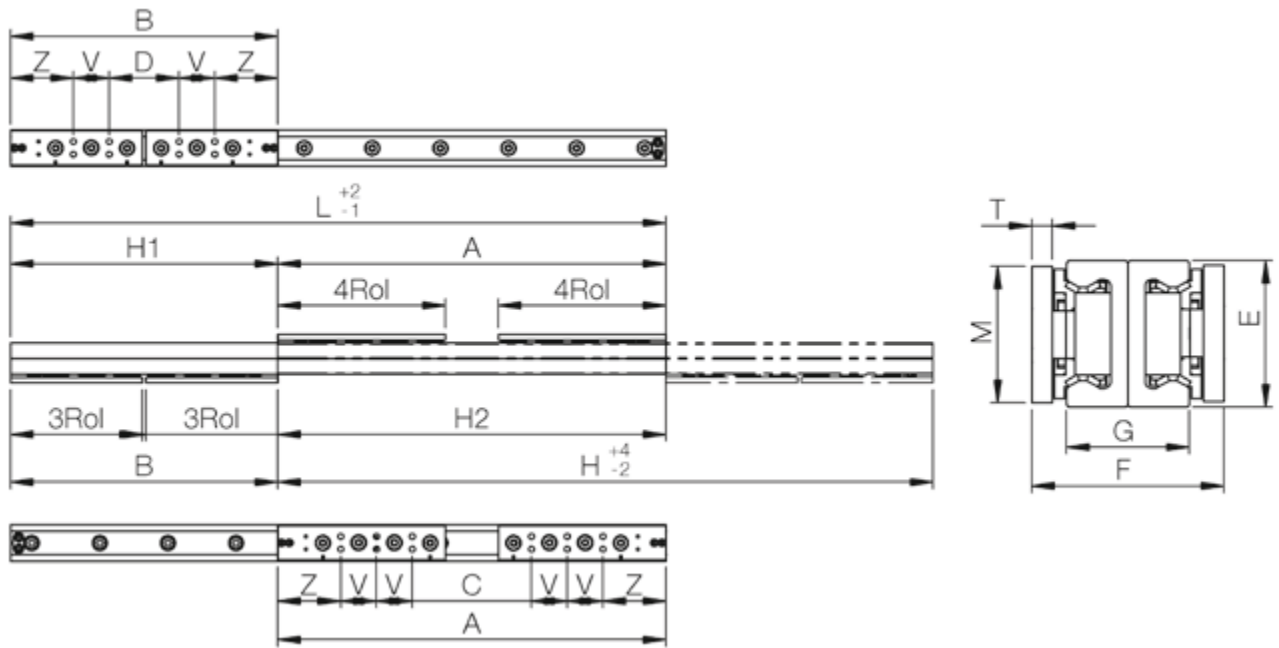
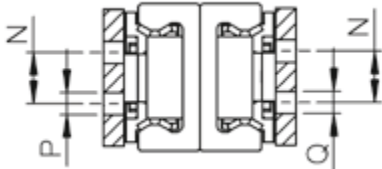


HIGH PERFORMANCE
ROLLER TELESCOPIC SLIDES TLQ SERIES

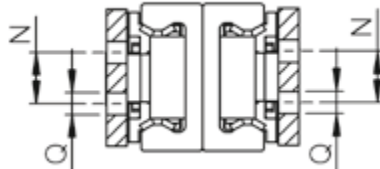


VERSION TLQ.



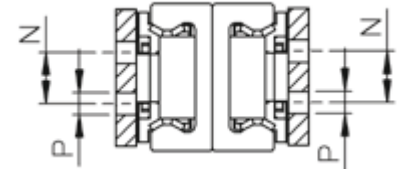
Fixed Sliders through passing fixing holes
Mobile Sliders threaded fixing holes

VERSION TLQ. FF



All Sliders threaded fixing holes

VERSION TLQ. CC

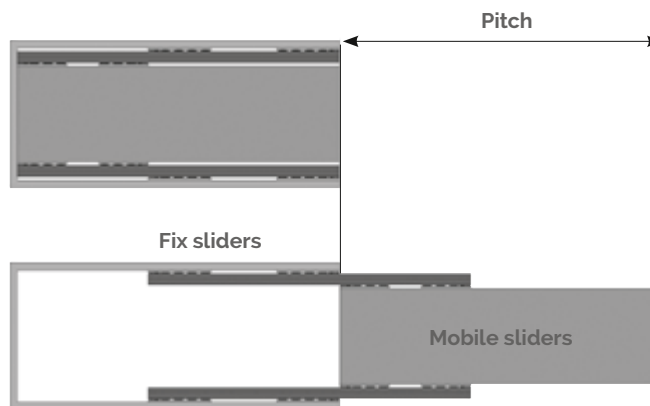


All Sliders through passing fixing holes

Code	E (mm)	F (mm)	G (mm)	M (mm)	T (mm)	N (mm)	P (mm)	Q (mm)	Sliders		Z (mm)	V (mm)	Weight (kg/m)	Weight 4 sliders (Kg)
									Type	Length L (mm)				
TLQ18FF	18	29,4	19	15	3	8	-	M4	3Rol	87	48	21	1,4	0,4
TLQ28..	28	36,6	23,9	25	4	10	Ø5,5 for screw M5 DIN912	M5	3Rol	111,5	58	29	2,5	1,5
									4Rol	140,5				
TLQ43..	43	56,4	36	40	6	15	Ø6,5 for screw M6 DIN912	M6	3Rol	155	74	42	6	2,4
									4Rol	197				

CUSTOMIZED STROKE

TLQ slides offer the unique possibility to easily customize the actual stroke H, to individual needs by the standard products. This obtained simply by repositioning the slider distance "A" for "Fixed sliders" and distance "B" for "Mobile sliders", with different distances than indicated on this page. Just keep in mind that distance A is always bigger than B. " to maximize the load capacity. The concept is that by reducing distances A and B the total stroke increases but the Load capacity decreases, conversely increasing the distances A and B the total stroke is reduced, while the load capacity increases. Contact T RACE's Technical office for load capacities according to customized stroke.



INSTALLATION NOTES FOR RADIAL LOADS

The slide must be installed with the mark "Up-side" facing upwards, when considering RADIAL loads. The sliders attached to structure are marked "Fix-sliders" while the sliders mounted to mobile part are marked "Mobile sliders". When used in pairs, the same slide can be installed left or right, just by rotating the slide, keeping the mark "Up-side" facing upwards, for radial loads.

ORDER CODE	VERSION	CHARACTERISTICS
TLQ43-1010	BASIC	Cold drawn steel rails with patented "T RACE-NOX 1.0"; high depth nitride hardening and black oxidation treatment. The rails are cut to size after treatment, so the rail ends are protected by protective spray. The rollers are core hardened steel.
TLQ43-1010-KL	KL	As a basic TLQ product but with additional black "T RACE e-coating 1.0" on the rails, for high corrosion resistance (min 700 hours resistance in salt fog). The rail has no T RACE e-coating on the raceway contact area with the rollers, as masked before the treatment. The raceways are anyhow with standard oxidation while the wipers with incorporated pre-oiled felt assure lubrication and corrosion protection of raceways.
TLQ43-1010-KB	KB	As the version KL but with the rollers made in stainless steel AISI440C

Code	L (mm)	H (mm)	Fix sliders (mm)			Mobile sliders (mm)			Capacity load					
			A (mm)	C (mm)	H1 (mm)	B (mm)	D (mm)	H2 (mm)	Dynamic coefficient C (N)	Co _{rad} (N)	Co _{ax} (N)	M _x (Nm)	M _y (Nm)	M _z (Nm)
TLQ18FF-370	370	370	185	47	185	185	47	185	725	351	175	6	109	47
TLQ18FF-450	450	450	270	132	180	180	42	270	1159	473	213	6	101	43
TLQ18FF-530	530	530	318	180	212	212	74	318	1.267	414	187	6	134	60
TLQ18FF-610	610	610	366	228	244	244	106	366	1.343	369	166	6	134	60
TLQ18FF-690	690	690	414	276	276	276	138	414	1.400	332	150	6	134	60
TLQ18FF-770	770	770	462	324	308	308	170	462	1.445	302	136	6	134	60
Slider type	All sliders type 3Rol			All sliders type 3Rol										

Code	L (mm)	H (mm)	Fix sliders (mm)			Mobile sliders (mm)			Capacity load					
			A (mm)	C (mm)	H1 (mm)	B (mm)	D (mm)	H2 (mm)	Dynamic coefficient C (N)	Co _{rad} (N)	Co _{ax} (N)	M _x (Nm)	M _y (Nm)	M _z (Nm)
TLQ28.-450	450	450	227	53	223	223	49	227	602	464	232	18	96	128
TLQ28.-530	530	530	307	133	223	223	49	307	1138	877	438	18	96	128
TLQ28.-610	610	610	360	128	250	250	76	360	1335	1029	404	18	128	171
TLQ28.-690	690	690	408	176	282	282	108	408	1458	958	366	18	158	222
TLQ28.-770	770	770	456	224	314	314	140	456	1552	877	335	18	158	273
TLQ28.-850	850	850	504	272	346	346	172	504	1626	808	309	18	158	288
TLQ28.-930	930	930	552	320	378	378	204	552	1687	750	286	18	158	288
TLQ28.-1010	1010	1010	600	368	410	410	236	600	1737	699	267	18	158	288
TLQ28.-1090	1090	1090	648	416	442	442	268	648	1779	655	250	18	158	288
TLQ28.-1170	1170	1170	696	464	474	474	300	696	1814	616	235	18	158	288
TLQ28.-1250	1250	1250	744	512	506	506	332	744	1845	581	222	18	158	288
TLQ28.-1330	1330	1330	792	560	538	538	364	792	1872	550	210	18	158	288
TLQ28.-1410	1410	1410	840	608	570	570	396	840	1896	522	200	18	158	288
TLQ28.-1490	1490	1490	888	656	602	602	428	888	1917	497	190	18	158	288
Slider type	Lenght 450 e 530 type 3Rol from lenght 610 type 4Rol			All sliders type 3Rol										

Code	L (mm)	H (mm)	Fix sliders (mm)			Mobile sliders (mm)			Capacity load					
			A (mm)	C (mm)	H1 (mm)	B (mm)	D (mm)	H2 (mm)	Dynamic coefficient C (N)	Co _{rad} (N)	Co _{ax} (N)	M _x (Nm)	M _y (Nm)	M _z (Nm)
TLQ43.-610	610	600	310	78	300	310	78	300	1529	1114	557	64	324	432
TLQ43.-690	690	690	374	142	316	316	84	374	2326	1695	847	64	340	453
TLQ43.-770	770	770	456	140	314	314	82	456	3052	2224	1034	64	334	446
TLQ43.-850	850	850	504	188	346	346	114	504	3305	2408	958	64	421	561
TLQ43.-930	930	930	552	236	378	378	146	552	3509	2489	892	64	507	676
TLQ43.-1010	1010	1010	600	284	410	410	178	600	3676	2328	834	64	518	792
TLQ43.-1090	1090	1090	648	332	442	442	210	648	3816	2187	784	64	518	907
TLQ43.-1170	1170	1170	696	380	474	474	242	696	3935	2063	739	64	518	1022
TLQ43.-1250	1250	1250	744	428	506	506	274	744	4037	1951	699	64	518	1137
TLQ43.-1330	1330	1330	792	476	538	538	306	792	4126	1851	663	64	518	1252
TLQ43.-1410	1410	1410	840	524	570	570	338	840	4204	1761	631	64	518	1368
TLQ43.-1490	1490	1490	888	572	602	602	370	888	4272	1679	602	64	518	1446
TLQ43.-1570	1570	1570	936	620	634	634	402	936	4334	1605	575	64	518	1446
TLQ43.-1650	1650	1650	984	668	666	666	434	984	4389	1536	551	64	518	1446
TLQ43.-1730	1730	1730	1032	716	698	698	466	1032	4438	1474	528	64	518	1446
TLQ43.-1810	1810	1810	1080	764	730	730	498	1080	4483	1416	507	64	518	1446
TLQ43.-1890	1890	1890	1128	812	762	762	530	1128	4524	1363	488	64	518	1446
TLQ43.-1970	1970	1970	1176	860	794	794	562	1176	4561	1313	470	64	518	1446
Slider type	Lenght 610 e 690 type 3Rol from lenght 770 type 4Rol			All sliders type 3Rol										

TLQ roller telescopic are very compact slides with a square cross section. The slides offer good load capacities in both the axial and radial directions. They are particularly suitable for vertical applications, as more compact and less heavy in weight than the TLR-series.

The slide is composed of two single rails fixed together to form a rigid H-profile as an intermediate element. The same base components for TLQ come from our MR-Series; patented T RACE-NOX treatment; high depth nitride hardened rails with black oxidation, double row bearings for excellent smooth play-free movement. Strong wipers with incorporated pre-oiled felt assure good cleaning and proper lubrication of the raceways for long lifetimes with reduced maintenance. Rubber stoppers assure silent running and smooth movement of the intermediate element.

INDUSTRIAL AUTOMATION: TLQ slides are especially specified for high frequency applications, where requirements for long service and low maintenance are typical. Roller telescopic are superior for motorized automation with or without variable stroke-cycles, to eliminate the typical problem of ball-cage creeping that subsequently can cause serious motor jamming-problems, when increased motor power is instantly required to re-position the ball-cage.

The materials and surface treatments assure a generally high standard of corrosion resistance. With additional black electro coating, KB-version, the TLQ slide becomes suitable for outdoor applications or very humid ambient situations.

Upon request, customized versions with longer extension or both customized length and stroke can be made available.

The capacity loads refer to a single slide.

