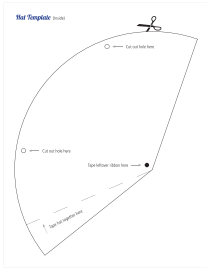
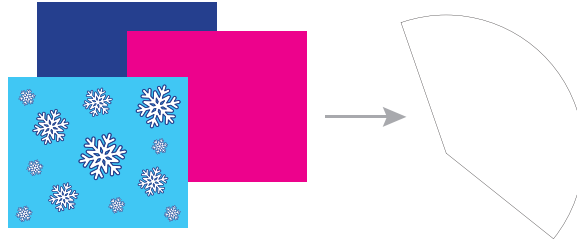


Directions:

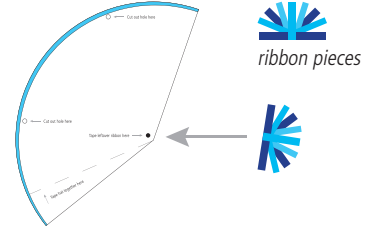
1 Cut out *Hat Template*



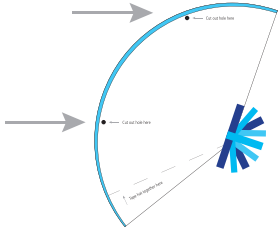
2 Tape or glue leftover wrapping paper to the outside of the *Hat Template*



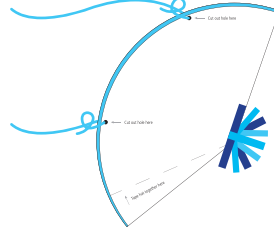
3 Use leftover ribbon and attach to the top of the *Hat Template* inside



4 Poke two holes on either side of the *Hat Template* inside



5 Tie leftover ribbon pieces to the holes to make hat strap



6 Fold and tape hat into a cone shape



7 Tie hat strap around your head and get ready to count down to the New Year!

Hat Template (Inside)

