

## Illuminated Manuscripts



Ornamental Latin Alphabet (missing letter J, O, W, X & Z), 16th Century, Public Domain

### What is an Illuminated Manuscript?

- an ornate, hand-written work of art from the Medieval Period
- "manuscript" comes from the Latin words "manus" - hand, and "scriptus" - to write
- "illuminated" comes from the Latin word "illuminare", which means "to shine light on something"

## Medieval Legends



Portrait of a Lady with a Unicorn, Raphael, 1505-1506, Public Domain



St. George and the Dragon, Raphael, 1503, Public Domain

### Where did the legends of the unicorn and dragon come from?

- unicorn artwork dates back to Mesopotamia and has been found in artwork of ancient China and India
- unicorns were written about in Ancient Greek literature circa 400 B.C.
- unicorns were believed to have healing properties, but were "difficult" to capture
- the word "serpent" was used to describe the creature
- in the ancient world, the word "serpent" was used to describe the creature
- in the ancient world, the word "serpent" was used to describe the creature

## The Court Jester



Portrait of the Ferrer Court Jester, Jean Fouquet, 1445, Public Domain

### What did the Court Jester do for the Royal Court?

- performed tricks, juggling acts, told jokes; entertained the Royal Court
- in return he received food and a permanent place to live

## Knights



A Knight Fighting a Dragon, 1527, English woodcut, Public Domain


### What was the knight's role in the kingdom?

#### A brief introduction to the Feudal System

- a social system of government that restored order in Europe after the fall of Rome that helped protect against invaders
- Nobles (kings & lords) owned the land
- Vassals (lesser lords) paid taxes to the nobles, provided military service and were given a manor (large home); also protected by the lords
- Peasants worked the land, were builders, and craftsmen
- Serfs worked on the manor
- Squires were young nobles in training (about age 14); once lessons were complete, he became a soldier for the Noble
- Knights were the Nobles' soldiers, practiced their skills in mock trials called tournaments and accompanied his master into battle
- were expected to be honorable, protect the poor and help the weak = *chivalry*

Information from: "Everything You Need to Know About World History Illustrated" pg. 75

## Perspective Drawings



Perspective Drawing for the Church of Santo Spirito in Florence, Filippo Brunelleschi, 1425, Public Domain

### What is a Perspective Drawing?

- according to Webster's 1828 Dictionary, "the art of drawing on a plane surface, true resemblances or pictures of objects, as the objects appear to the eye from any distance and situation, real and imaginary."
- Filippo Brunelleschi is known to have "rediscovered" perspective drawing and applied it to his artwork

## Kings & Queens



Catherine of Aragon, anonymous, 15th century, Public Domain



Portrait of Richard III of England, anonymous, late 15th century, Public Domain

### Absolute Monarchs in the Middle Ages

Did you know that kings and queens have not always had absolute power over their kingdoms?

- kings and queens had limited power during the Medieval period because the lords, nobles and church had the most power
- some monarchs began to expand their power by the end of the 1500s.
- rulers of unlimited power, or *absolute monarchs*, became more prominent in Europe towards the late 1600s
- the church had little power over them by this point

Source: "Everything You Need to Know About World History Illustrated" pg. 83

## Practice Your Letter



In the space below, draw your version of the letter of your name. Use a pencil or fine point pen. Add some embellishments. Think of the letter as a shape. Incorporate them into the letter. Watch the video "Practice Your Letter" for a quick demo.

Letter B from *Beza-Cambridge Manuscript in Classical and Medieval Times*, by J. Henry Middleton, 1992. Public Domain.

## Practice Your Border



Page from the *Beza-Cambridge Manuscript*, 15th Century. Public Domain.

In the space below, draw your elaborate border close to the page. You can use shapes, lines, animals, people, etc. Make sure to use a sharp pencil or fine pen when drawing. Watch the video "Practice Your Border" for a quick demo.

## Dragons



St. George and the Dragon. Image not for sale. Source: 1422-25. Public Domain.

Draw your version of a dragon below.

What is your dragon doing? Is it a helpful dragon or a scary one? Does it have a super power?

Make sure to include a background in your drawing with lots of details. Try to have your story without using any words.

## Unicorns



The unicorn is a creature from the ancient world. Image not for sale. Source: 1422-25. Public Domain.

Draw your version of a unicorn below.

Where is your unicorn? Can it fly? How does your unicorn help you?

Like your dragon drawing, make sure to include a background in your drawing with lots of details. Try to have your story without using any words.

## Jester Hat



Image not for sale. Source: 1422-25. Public Domain.

In the space below, draw your version of a jester's hat.

Will you include bells? If so, how many?

What colors will you choose?

Make sure to draw them upside down!

## Jester Slippers



Image not for sale. Source: 1422-25. Public Domain.

In the space below, draw your version of jester slippers. Will they be pointy? Will they have bells? What colors will you choose?

Make sure to draw them upside down!

## The Shield



Image not for sale. Source: 1422-25. Public Domain.

What were shields made of during the middle ages? Were they decorated?

In the space below, draw your shield. What would it look like? What colors would you use? What designs would you include? Watch the video "Practice Your Shield" for a quick demo.

## The Lance



Image not for sale. Source: 1422-25. Public Domain.

How did the lance help the knight? What was its significance?

In the space below, draw your lance. What designs would you include? What colors would you use? What would it be made of?

## Flags in the Wind



Image not for sale. Source: 1422-25. Public Domain.

Have you ever tried to draw a flag? Let's spend some time practicing drawing these.

Watch the video "Practice Your Flag" for a quick demo.

## Flowing Banners

Have you ever tried to draw a banner that appears to be flowing? Let's spend some time practicing drawing these.

Watch the video "Practice Your Banner" for a quick demo.

## The Throne



Image not for sale. Source: 1422-25. Public Domain.

The throne is what the king or queen sits on. What materials would you use? What colors would you use? How big would it be?

Will it be comfortable? What materials would you use? What color would it be? How big would it be?

## Crowns



Image not for sale. Source: 1422-25. Public Domain.

Crowns are a significant symbol of kings and queens. In the space below, draw a crown.

Will you include gems? If so, how many and what kind?

What will your crown be made of?

Will it be tall or short?



## Art Elements

The "building blocks" an artist can use to create art.

Watch the video "Art Elements" for a quick demonstration.

Line

Shape

Color

Value

Form

Texture

## Symmetry with Dragons

We are going to practice drawing symmetrical dragon heads in the space below. Draw the "mirror image" on the opposite side of the grid. Draw from one square at a time and only draw the lines and shapes that you see.

Watch the video "Dragon Head" for a quick demonstration.





















## Symmetry with Unicorns

We are going to practice drawing symmetrical unicorn heads in the space below. Draw the "mirror image" on the opposite side of the grid. Draw from one square at a time and only draw the lines and shapes that you see.

Watch the video "Unicorn Head" for a quick demonstration.

## Abstract Art

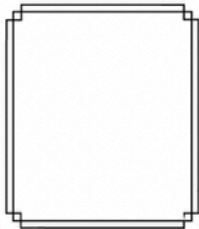
Create an abstract "knight" using the elements below. Watch the video "Abstract Knight" for further instruction.

	ROLL 1	ROLL 2	ROLL 3	ROLL 4
			RED	
			ORANGE	
			YELLOW	
			GREEN	
			BLUE	

## Upside Down

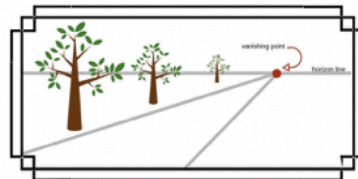
Draw the following image, exactly how you see it, in the empty space below. **Do not turn the image upside down!**

When you practice drawing objects upside down, it trains your brain to draw what is actually there, *not what you think is there!*



## Perspective Drawings

Drawing with a vanishing point & horizon line



- draw a *horizon line* in the space below
- add a *vanishing point* somewhere on the line
- draw two *diagonal lines* leading from the bottom of the page to the vanishing point, make sure they are wider apart at the bottom and come together at the vanishing point
- add objects along the "road"; objects closer you appear bigger than objects further away



## Bringing it All Together

In the space below, use the art elements and images we have been practicing to create your own Medieval Kingdom scene.

[psst...make sure to add a "horizon line" in the background.]

