

CLASSIC CRAFT.

THERMA TRU<sup>®</sup>  
DOORS




Beyond Expectations



# THERMA TRU<sup>®</sup> DOORS

Where Home Begins<sup>™</sup>

Transform the entry into a one-of-a-kind experience. One that blends artistry, craftsmanship and modern engineering. Because the entry is where home begins. And homes with uncompromising style demand uncompromising entryways.







Because homes with uncompromising style  
demand uncompromising entryways.



# Curated collections inspired by style.

Classic Craft celebrates the best of design for homes with uncompromising style. Three expertly curated collections draw inspiration from the latest trends and bring your home design vision to life with unrivaled beauty, luxe craftsmanship and an attention to detail you won't find anywhere else.








Top: Classic Craft Mahogany Grain, Bella Glass, Doors – CCM895B  
Bottom: Classic Craft Walnut Grain Doors – CCW902R, CCW902L, Finish – Barley





# ARTÍSSA

## Collection

Rooted in simple nostalgia, the Artissa Collection pays homage to the handmade culture of the American Arts and Crafts movement. Highlighting the beauty of straight-forward design, this selection of premium Classic Craft® doors features clean lines, Shaker styling and Craftsman-inspired glass for a casual and welcoming approach to the entryway.

CASUAL

RELAXED



SIMPLE

Left Page Top: Classic Craft Oak Grain, Arborwatch Glass, Door – CC1423, Sidelites – CC1423SL, Transom – ABRT, Finish – Barley  
Right Page: Classic Craft Fir Grain, Low-E Glass with SDLs, Door – CCA230, Sidelites – CCA210SL, Finish – Raven









# FOUNDERS

## Collection

A revival of traditional and rustic styling, the Founders Collection honors the historic significance of classically inspired design. Taking a more decorative approach to the entryway, this selection of premium Classic Craft® doors includes curved and arched details, embellished panel embossments and intricate glass designs for a noteworthy entrance with enduring style.



TRADITIONAL  
TIME-HONORED  
DECORATIVE

Left Page Top: Classic Craft Mahogany Grain, Augustine Glass, Doors – CCR804037, Finish – Bark  
Right Page: Classic Craft Mahogany Grain, Low-E Glass with SDLs, Doors – CCM8303L, CCM8303R, Finish – New Earth









# VISIONARY

## Collection

Artfully inspired with a confident edge, the Visionary Collection pushes the envelope of design for the next generation. Focusing on a streamlined aesthetic with a modern flair, this collection of premium Classic Craft® doors reimagines the entry with sleek lines, forward-thinking designs and minimalist details for an entrance that exudes confidence with bold appeal.

MODERN

CONFIDENT

MINIMAL

Left Page Top: Classic Craft Fir Grain, Satin Etch Glass with SDLs,  
Doors – CCA82320XE, Finish – Raven, Surround – TDS-CRSFLT  
Right Page: Classic Craft Walnut Grain Door – CCW8906R; Low-E Glass  
Direct Set Sidelite – DRS82131SL, Finish – Lynx









## An unrivaled entry experience.

A Therma-Tru® door system with genuine Therma-Tru components is engineered with craftsman precision. And Classic Craft premium entryways take it to the next level. Thoughtfully designed with handcrafted details, innovative weather-resistant materials and premium-grade components engineered to work together, Classic Craft complete door systems elevate the entry to an entirely new level of style and performance with peace of mind from industry-leading warranties.





1391



Industry-leading warranties for peace of mind.



Uniquely designed by Therma-Tru, Classic Craft complete entryway systems are backed by an industry-leading 1x transferable lifetime limited warranty from the entry door brand building professionals choose most.\* This comprehensive lifetime limited warranty can be transferred one time to a new owner, should you ever sell your home.

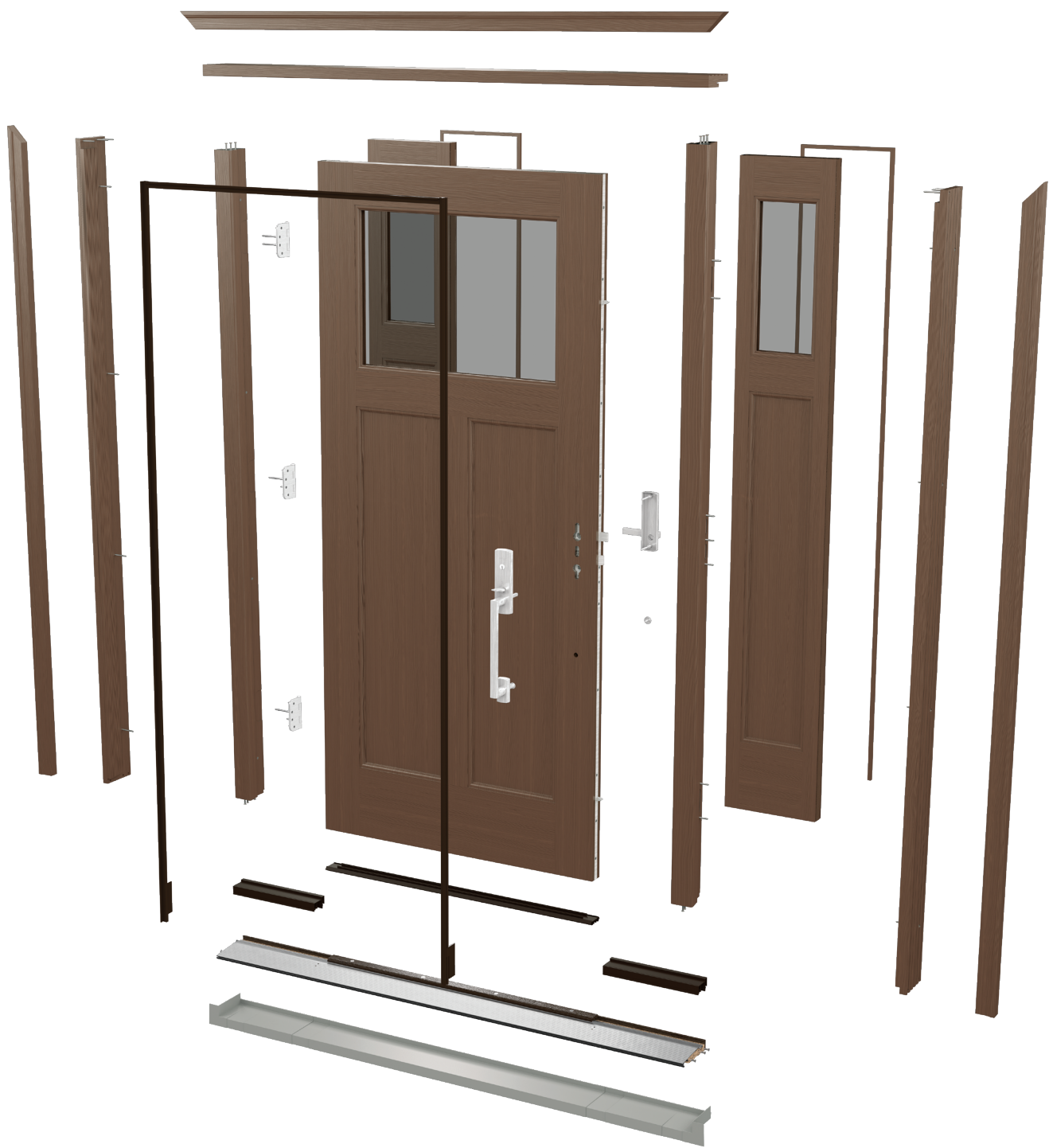


In addition, Classic Craft entryways with our handcrafted and professionally applied PrismaGuard premium stain or paint are backed by a transferable 10-year limited finish warranty – Therma-Tru's best. The balance of this finish warranty can transfer to a second owner.

Learn about our industry-leading warranties at [www.thermatru.com/warranty](http://www.thermatru.com/warranty).

\*Brand Use Studies, 2020 *Builder* and 2019 *Remodeling* magazines.  
Top: Classic Craft Mahogany Grain, Borrassa Glass, Door – CCM81519





## Next-level engineering.

Classic Craft complete entryway systems are designed with a full suite of premium-grade components, including ball-bearing hinges, medium-reach weatherstrip, 7-shape corner seal pads and more. Each piece is engineered with craftsman precision to create an unrivaled entry experience built to perform for a lifetime.



# Premium construction, inside and out.

Highlighting the best of craftsmanship and innovation, Classic Craft premium entryways boast impressive, well-designed features and remarkable construction. The inner workings of each Classic Craft door lay the foundation for exceptional strength, security, energy efficiency and long-term performance you can depend on for years to come.



## Engineered for Moisture Protection

Features composite top and bottom rails and solid hardwood edges for increased moisture and rot protection all the way around the door.



## Designed with Authenticity

Features construction identical to wood doors with narrow stiles and rails, and flush-glazed glass options that are more than 10% wider\* to welcome more natural light into the home.



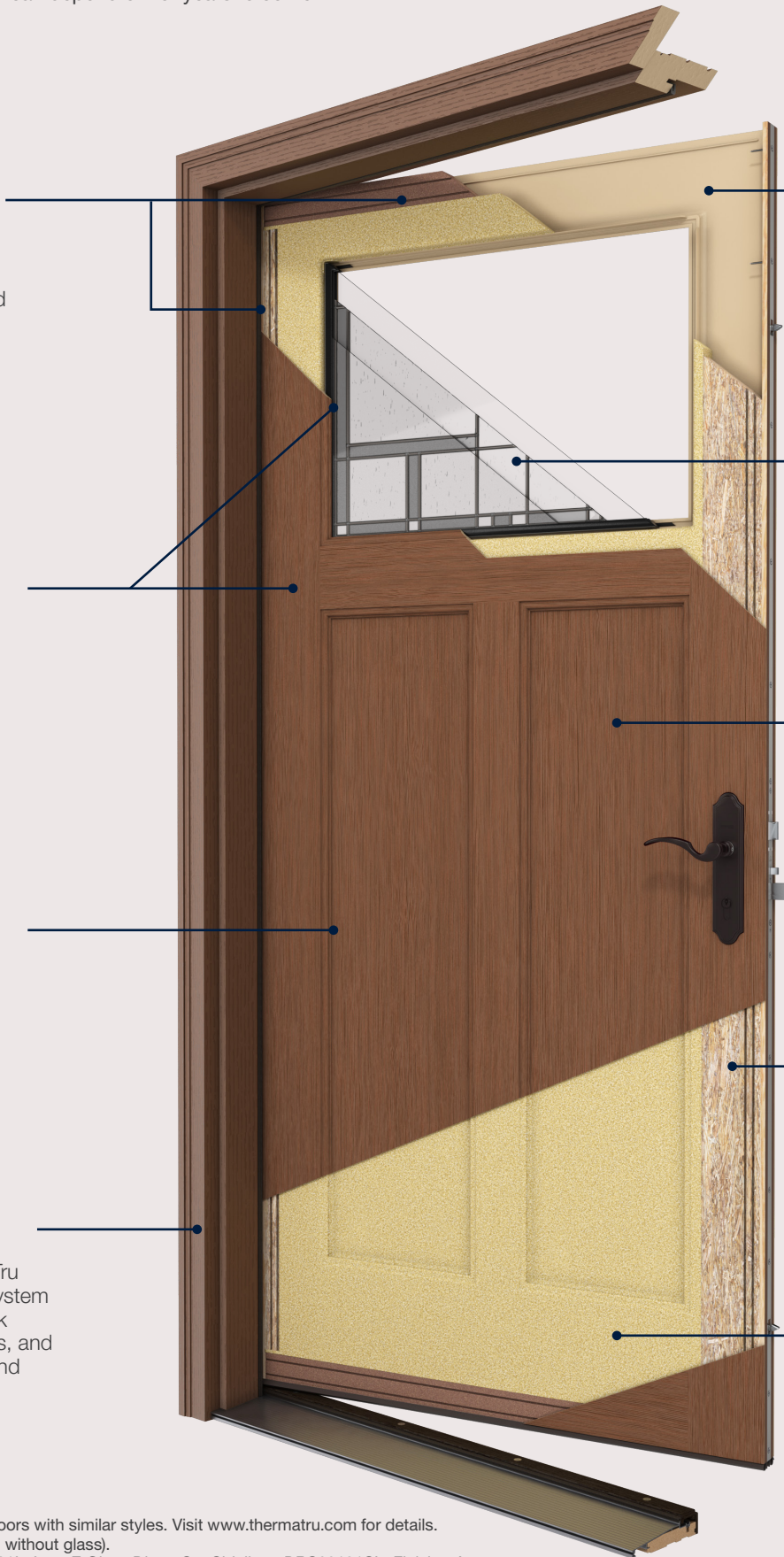
## Tested to Withstand Mother Nature

Designed and rigorously tested to withstand and protect from the damaging effects of harsh weather conditions.



## Therma-Tru® Door Frame

Created specifically for Therma-Tru doors to deliver an entire entry system designed and engineered to work together to resist leaks and drafts, and help maintain energy efficiency and weather resistance.



\*Comparison of Classic Craft to other standard fiberglass doors with similar styles. Visit [www.thermatru.com](http://www.thermatru.com) for details.

\*\*Comparison of R-Values of fiberglass to wood doors (both without glass).

Right Page Top: Classic Craft Walnut Grain Door – CCW8901L; Low-E Glass Direct Set Sidelite – DRS82131SL, Finish – Acorn

Right Page Middle: Classic Craft Mahogany Grain, Low-E Glass with SDLs, Doors – CCM8303L, CCM8303R, Finish – Raven

Right Page Bottom: Classic Craft Canvas Door – CCV220, Sidelites – CCV100SL, Finish – Indigo





### **Designed for Long-Term Performance**

Features fiberglass skins that are 46% thicker\* for added durability and better long-term performance.



### **Triple-Pane Construction**

Most decorative, privacy and textured glass panels are enclosed between tempered glass, offering superior quality and thermal performance.



### **Crafted for a True-to-Wood Appearance**

Revolutionary AccuGrain technology replicates authentic natural wood textures for a look and feel that is virtually indistinguishable from real wood.



### **Built for Strength and Security**

Constructed with a 4" wide board of engineered lumber that runs the full length of the locking side of the door for a solid natural wood feel that makes Classic Craft doors 50% stronger and 30% heavier.\*



### **Constructed for Energy Efficiency**

Built with a high-performance polyurethane foam core that is four times more energy efficient than wood.\*\*





## True-to-Wood Origins

Revel in the handcrafted look and feel of a premium fiberglass entryway with true-to-wood origins. Discover exquisite textures with grains hand selected from the finest natural wood species and meticulously recreated with our revolutionary AccuGrain® technology.

AccuGrain®  
TECHNOLOGY

### Fir Grain

Designed to echo the grain of the largest species of American Hemlocks – the Western Hemlock tree – found in lush coastal rainforests of the Pacific Northwest.

### Walnut Grain

Crafted to reflect the prized hardwood of the mighty Black Walnut trees, these doors feature a horizontal grain with natural movement accented by delicate arches and cathedrals.

### Mahogany Grain

Derived from the finest African and Honduran Mahogany, blending rustic influences with exotic roots to build upon the rich history of one of the most renowned woods in the world.

### Oak Grain

Designed to emulate the unique characteristics of Red Oak trees, embodying the look and feel of one of the most popular wood grains of all time.

### Canvas

Inspired by the world's most exquisite masterpieces and designed with the architectural character of finely sanded wood.



Unique style.  
Unmatched craftsmanship.





## A one-of-a-kind experience.

Captivate the senses with remarkably authentic wood grains, exquisite handcrafted glass and sumptuous design details found only in Classic Craft.











# Classic Craft® Artíssa Collection™

Casual | Relaxed | Simple

## Glass Options




Villager™



Homeward™



Arborwatch®



Satin Etch



Chord



Chinchilla



Rainglass



Granite

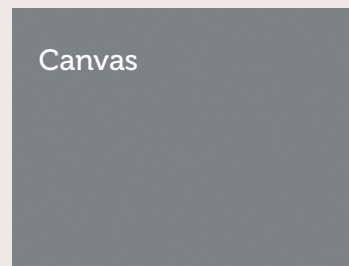
### Caming Options

- ◆ Black Nickel Caming (1D)
- Brushed Nickel Caming (1C)

Also Available:

Low-E Glass

## Grain & Texture Options






## Popular looks inspired by design.

Explore more options at [www.thermatru.com/ClassicCraft](http://www.thermatru.com/ClassicCraft).



CCR9925 / Mahogany Grain  
with Homeward Glass  
Finished in Autumn Harvest



CCA2350XE / Fir Grain  
with Satin Etch Glass  
Finished in Rustic Clay



CCA4920L / Fir Grain  
with Low-E Glass  
Finished in Driftwood




CCA4920R / Fir Grain  
with Low-E Glass  
Finished in Driftwood




CCA4940XJ / Fir Grain  
with Chinchilla Glass  
Finished in Acorn



CCR20520 / Mahogany Grain  
with Low-E Glass  
Finished in Driftwood



CCA211 / Fir Grain  
with Homeward Glass  
Finished in Sweet Date



CCA9100 / Fir Grain  
with Arborwatch Glass  
Finished in Autumn Harvest



CCA260XR / Fir Grain  
with Rainglass and SDLs  
Finished in Rustic Clay



CCV930 / Canvas  
with Low-E Glass and SDLs  
Finished in Granite



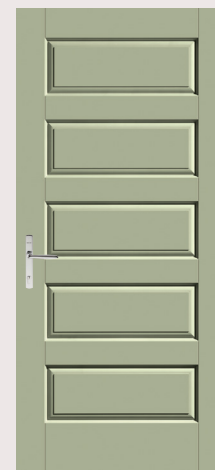
CCA1125 / Fir Grain  
Finished in Acorn



CCA4935 / Fir Grain  
Finished in Timber



CCA1149 / Fir Grain  
Finished in Shale




CCV050 / Canvas  
Finished in Cypress



CCA1166 / Fir Grain  
Finished in Rustic Clay





# Classic Craft® Founders Collection™

Traditional | Time-Honored | Decorative

## Glass Options




Arcadia™



Augustine®



Bella™



Borrassa®



Provincial™



Longford™



Cambridge™



Lucerna®



Satin Etch



Chord



Rainglass



Granite

Also Available:  
Low-E Glass

### Caming Options


- ◆ Black Nickel Caming (1D)
- Brushed Nickel Caming (1C)
- ◆ Brass Caming (1A)
- ✗ Wrought Iron (1W)

## Grain & Texture Options

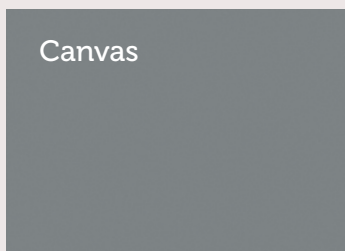


Mahogany Grain

Formerly Classic-Craft Rustic  
and Mahogany Collections



Oak Grain




Canvas

Top Left: Classic Craft Mahogany Grain, Lucerna Glass, Door – CCM204, Sidelites – CCM3412SL, Finish – New Earth  
Top Right: Classic Craft Mahogany Grain, Provincial Glass, Doors – CCR804028



## Popular looks inspired by design.

Explore more options at [www.thermatru.com/ClassicCraft](http://www.thermatru.com/ClassicCraft).



CCV1528 / Canvas  
with Borrassa Glass  
Finished in Indigo



CCR30026 / Mahogany Grain  
with Cambridge Glass  
Finished in Dark Maple



CC102 / Oak Grain  
with Grilles  
Finished in Barley



CCV05027 / Canvas  
with Augustine Glass  
Finished in Onyx



CCR20522 / Mahogany Grain  
with Lucerna Glass  
Finished in Driftwood



CCM306CAL / Mahogany Grain  
with Low-E Glass and SDLs  
Finished in Mulberry



CCM306CAR / Mahogany Grain  
with Low-E Glass and SDLs  
Finished in Mulberry



CCM302L / Mahogany Grain  
with Low-E Glass  
Finished in Sandalwood



CCM302R / Mahogany Grain  
with Low-E Glass  
Finished in Sandalwood



CCM710B / Mahogany Grain  
with Bella Glass  
Finished in New Earth



CCM203 / Mahogany Grain  
with Longford Glass  
Finished in New Earth



CC47 / Oak Grain  
with Provincial Glass  
Finished in Raven



CCR205 / Mahogany Grain  
Finished in Barley




CCV220 / Canvas  
Finished in Cabernet



CCM60 / Mahogany Grain  
Finished in Rustic Clay





# Classic Craft® Visionary Collection™

Modern | Confident | Minimal


## Glass Options



Zaha



Reeded



Geometric



Satin Etch



Chord



Chinchilla



Rainglass



Granite

Also Available:  
Low-E Glass

### Caming Options

- ◆ Black Nickel Caming (1D)
- Brushed Nickel Caming (1C)

## Grain & Texture Options



Fir Grain

Formerly Classic-Craft American  
Style Collection

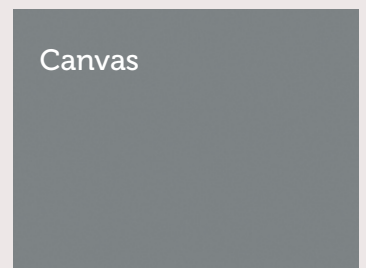


Walnut Grain



Mahogany Grain

Formerly Classic-Craft Rustic  
and Mahogany Collections



Canvas



## Popular looks inspired by design.

Explore more options at [www.thermatru.com/ClassicCraft](http://www.thermatru.com/ClassicCraft).




CCR1851 / Mahogany Grain  
with Zaha Glass  
Finished in Autumn Harvest



CCA2400XG / Fir Grain  
with Geometric Glass  
Finished in Raven



CCA2310XE / Fir Grain  
with Satin Etch Glass and SDLs  
Finished in Barley



CCA2330XK / Fir Grain  
with Reeded Glass and SDLs  
Finished in Rustic Clay



CCA2380XE / Fir Grain  
with Satin Etch Glass and SDLs  
Finished in Shale



CCV1843 / Canvas  
with Zaha Glass  
Finished in Ruby Red



CCA1100 / Fir Grain  
Finished in Driftwood



CCA1133 / Fir Grain  
Finished in Shale



CCA1145 / Fir Grain  
Finished in Acorn



CCA1150 / Fir Grain  
Finished in Rustic Clay



CCW903 / Walnut Grain  
Finished in Autumn Harvest



CCW905 / Walnut Grain  
Finished in New Earth



CCW906R / Walnut Grain  
Finished in Acorn



CCW907R / Walnut Grain  
Finished in Barley




CCW1000 / Walnut Grain  
Finished in Driftwood




# Configurations


Classic Craft® premium entryways are available in a variety of configurations to fit your home.




**Single Door**  
Optional Door  
Only Transom




**Single Door /  
One Sidelite**  
Optional Door Only /  
Sidelite Only Transoms



**Single Door /  
Two Sidelites**  
Optional Elliptical Transom



**Single Door /  
Two Sidelites**  
Optional Rectangular Transom



**Double Door**

## Sidelites



CCA3401SL / Fir Grain  
with Homeward Glass  
Finished in Rustic Clay



CCM3410BSL / Mahogany Grain  
with Bella Glass  
Finished in New Earth



CCA1423SL / Fir Grain  
with Arborwatch Glass  
Finished in Rustic Clay



CCR3406SL / Mahogany Grain  
with Cambridge Glass  
Finished in Driftwood



CCR1851SL / Mahogany Grain  
with Zaha Glass  
Finished in Driftwood



CCR3412SL / Mahogany Grain  
with Lucerna Glass  
Finished in Driftwood



CCA2400\_SL / Fir Grain  
with Privacy Glass  
Finished in Rustic Clay



CCV100SL / Canvas  
with Low-E Glass  
Finished in Onyx



CCR3400XHSL / Mahogany Grain  
with Hammered Glass  
Finished in Driftwood



CCA2300SL / Fir Grain  
with Low-E Glass and SDLs  
Finished in Rustic Clay





CCA2310\_SL / Fir Grain  
with Privacy Glass and SDLs  
Finished in Rustic Clay




CCA2320\_SL / Fir Grain  
with Low-E Glass and SDLs  
Finished in Rustic Clay



CCM3303SL / Mahogany Grain  
with Longford Glass  
Finished in New Earth



CC2140SL / Oak Grain  
with Provincial Glass  
Finished in Barley



CCA211SL / Fir Grain  
with Homeward Glass  
Finished in Rustic Clay



CCV9020SL / Canvas  
with Low-E Glass and SDLs  
Finished in Granite


## Transoms



LFET / Longford Glass



BEET-B / Bella Glass



CC040T / Provincial Glass



CC090T / Cambridge Glass



LCET / Lucerna Glass



19020T / Clear Glass



HWRT / Homeward Glass



ABRT / Arborwatch Glass



LCRT / Lucerna Glass



BERT-B / Bella Glass



CC420T / Provincial Glass



ZHRT / Zaha Glass




AB30T / Arborwatch  
Glass



LC30T / Lucerna Glass



19200T / Clear Glass  
with Grilles



19200T / Clear Glass

Explore more options at [www.thermatru.com/ClassicCraft](http://www.thermatru.com/ClassicCraft).





# PrismaGuard® Premium Finish

Explore a nature-inspired color palette of premium stains and paints designed to enhance the overall beauty of the entry.

Stains are shown on Classic Craft® Oak Grain.




Wildflower Honey



Rustic Clay



Barley




New Earth




Autumn Harvest



Redwood




Mulberry



Acorn



Driftwood




Raven



Alpine



Cypress



Granite



Ruby Red




Cabernet



Indigo



Chestnut



Onyx

**10** YEAR  
LIMITED  
WARRANTY  
TRANSFERABLE



Durable Topcoat




Professional Application

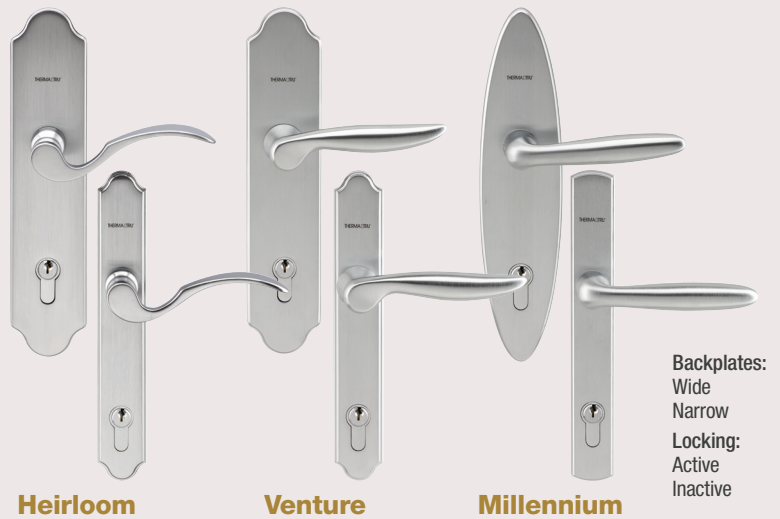



## Multi-Point Locking System Handleset Options


Bring form and function together. Multi-point locking systems engage the door and frame at three points with handleset options to complement styles from traditional to contemporary.



### Finish Options



### Finish Options







Where Home Begins™

thermatru.com/ClassicCraft  
1-800-THERMA-TRU (843-7628)  
1750 Indian Wood Circle  
Maumee, OH 43537



Front Cover: Classic Craft Fir Grain, Low-E Glass with SDLs, Door – CCA87200, Sidelites – CCA3500SL, Finish – RusticClay  
Top: Classic Craft Mahogany Grain, Granite Glass with SDLs, Doors – CCM8306RXN, CCM8306LXN, Finish – Autumn Harvest

Note: See your Therma-Tru seller or visit [www.thermatru.com](http://www.thermatru.com) for details on limited warranties and exclusions, and ENERGY STAR qualified products.

©2020 Therma-Tru Corp. All rights reserved. THERMA-TRU and the Therma-Tru Logo are trademarks of Therma-Tru Corp. Registered trademarks are registered in the U.S. and may be registered internationally. Therma-Tru Corp. is an operating company of Fortune Brands Home & Security, Inc. ENERGY STAR is a government program that helps consumers protect the environment through superior energy efficiency and is a registered trademark of the U.S. Department of Energy and the U.S. Environmental Protection Agency.

Part #MAFCCB21 MTZT / AUG 2020