Connecting to NTHS-Guest Wifi

Select Wi-Fi Network: NTHS-Guest

Windows

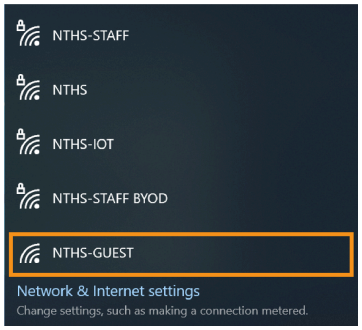

Mac

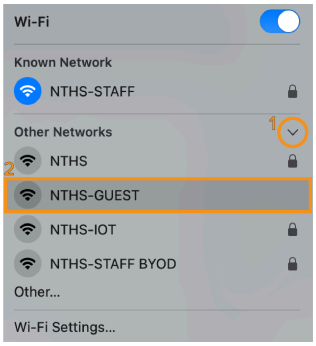

Obtain PIN: Network Access Portal

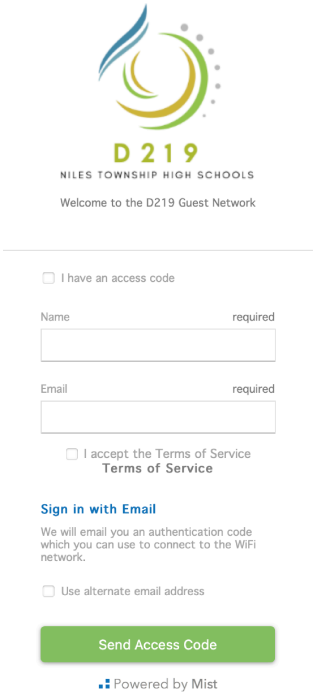

- A new window will open
- Enter your name and email address
- Check the box to acknowledge the District's AUP Policy
- Click the **Send Access Code** button
- Keep this window open

Login: D219 Guest Access Portal

- Check your cell phone for an email from Mist Networks
- Enter the PIN on the window you kept open
  Note: PIN is case-sensitive
- Click the **Submit** button
- You should be directed to the "Login Successful" screen on the left



You will remain connected for the semester. You must follow the same steps to request a PIN next semester.