



Speech Judge Instructions

Golden Gate Speech Association

SPEECH

Judge Instructions

SCHEDULE

| | |
|------------|---|
| 8:30 a.m. | Judge Instructions begin in “Judge Lounge” |
| 9:00 a.m. | Round 1 Begins |
| 10:45 a.m. | Round 2 Begins <i>Judges without a ballot assignment report to Judge Lounge</i> |
| 12:30 p.m. | Round 3 Begins <i>Judges without a ballot assignment report to Judge Lounge</i> |
| 1:45 p.m. | <i>Lunch Break</i> |
| 2:30 p.m. | ALL Judges Report to Judge Lounge |
| 3:00 p.m. | Final Round Begins |
| 5:00 p.m. | Awards Ceremony <i>sooner if possible</i> |

Tournament Contact?

- ggsaIEhelpdesk@gmail.com
- Tournament Officials will be able to address questions in the Judge Lounge during the meeting times.
- Most questions can also be answered by your school's coach.

Access your ballot.



The screenshot shows the Tabroom.com dashboard. At the top, there is a dark blue header with the 'TABROOM.COM' logo on the left and 'Logout', 'Profile', and the email address 'bstewart@iwgraphix.com' on the right. Below the header is a navigation bar with buttons for 'Settings', 'Entries', 'Paneling', and 'Schematic'. The main content area is titled 'CURRENT BALLOTS' and 'Pending Rounds'. It features a table with columns for Round, Room, Starts, and Entries. The first row shows 'DI Round 2' in 'Cafeteria 2' at '1:00 PM PDT' with 7 entries. To the right of the table is a green button labeled 'START ROUND' which is highlighted with a red box and a mouse cursor. Above this button are two small icons: a red one with a white 'X' and a green one with a white checkmark.

| Round | Room | Starts | Entries |
|------------|-------------|-------------|--|
| DI Round 2 | Cafeteria 2 | 1:00 PM PDT | 1. 126 2. 174 3. 143 4. 186 5. 150 6. 127 7. 165 |

1. Log in to your Tabroom.com account.
2. Click on your email address at the top right corner. This will take you to your Dashboard.
3. Ballots will be available 15 minutes before the start of each round. It will show up on the Dashboard like this.
4. Click **GREEN BUTTON** to **ACCEPT BALLOT** to confirm you have received your ballot & acknowledge that you have accepted the round.

If you do not see a ballot appear 15 minutes before the start of the round, you are on **STANDBY**. Please go to the **Judge Lounge** -- tournament officials will be taking roll and may assign you a round.

You are obligated to judge the **ENTIRE DAY**. You may not be assigned every round but you can expect to get multiple rounds to judge throughout the day. We need ALL judges through the end of the tournament.

Failure to accept a ballot or be present in the Judge Lounge as a standby judge will result in your school being fined. If you have scheduling conflicts or emergencies that arise, you need to speak to your school's coach directly as they will need to provide a judge as your replacement.

Finding your room.

| Current Rounds | | | | | | | |
|----------------|------------|------|------------------------------------|------------------|------------------|------------------|--------|
| Judge | Round | Room | Starts | Entries | | | |
| 102 | HI Round 1 | 412 | Sat 3:00 PM EDT Sat 2:00 PM CDT | 1: 500 4: 502 | 2: 511 5: 503 | 3: 501 6: 504 | BALLOT |

To get to your round, there will be a **room number** once you accept your ballot.

Campus Map may be posted on the tournament's Tabroom page!

→ Search: "GGSA"

→ Find tournament by date or location

15 mins prior to round - Accept Ballot

10 mins prior to round - Judge enters room

HARD START TIME for rounds - Failure to do the above will result judge being Replaced & Fined

IMPORTANT REMINDERS:

-- We ask that as the responsible adult in the room, you are the first to enter the classrooms and last to leave.

-- **Impromptu topics** will be linked to at the top of your ballot & delivered to your round. **Give them topics ONE speaker at a time** (before it's each speakers turn to speak)

-- **Extemp students will arrive to you one at a time.** They will provide you with the topic/question when they arrive [[Extemp speaking schedule](#)].

-- You should be using **Google Chrome** web browser for the software to work effectively.

A photograph of the Golden Gate Bridge in San Francisco, with its iconic red-orange towers and suspension cables. The bridge is partially obscured by a thick layer of white fog or mist that fills the lower half of the frame. In the background, the rugged, brownish hills of the Marin Peninsula are visible under a clear sky. A large, solid red rectangular box with a thin black border is superimposed over the center of the image, containing white text.

**[Click Here for
Description of Events](#)**

GENERAL PROCEDURE

Listen to the speeches *in the order listed on your ballot*. If a speaker is missing, rank them last and mark “no show.” Students should all be present, but you can start the round once all students on your ballot arrive or at the start time of the round (whichever comes first).

Do not interrupt a student’s presentation. Make your final decision about the ranks to assign the students after all the speeches have been given. Fill in the online ballot completely then **immediately submit your completed ballot**. Do not tell students their results or comments; do not reveal your rankings to the students. **Please offer the speakers written comments on the ballot**. We need the students and their coaches to be able to see the feedback.

CONFLICTS

You are not permitted to judge your child or the event + division in which your child is competing in. You may end up assigned to a round where you have judged students before or may know some of the students. **Our expectation is that you remain a fair and impartial judge.** If you feel that you cannot be a fair and impartial judge to a student you may know, please come back to the Judge Lounge and we will reassign the ballot.

Please return to the Judge Lounge to reassign your ballot if:

- You closely know a student in a group you are about to judge.
- You have already judged that speaking event at this tournament.

ENFORCING THE RULES

Confusion or conflict about specific rules may arise while you are judging. Almost always, the best course of action is for you to hear all the speeches, make your evaluation of the speakers as if there were no question about the rules, and then consult with tournament officials about the rules in question after the round is over.

TIME LIMITS

Impromptu

5 minutes

(not counting 2 minutes in round prep time)

Grace period 30 seconds

Extemporaneous

7 minutes

(not counting 30 minute out of round prep time)

Grace period 30 seconds

All other events

10 minutes

Grace period 30 seconds

MONITORING THE ROOMS

The host school has generously donated its entire campus to our endeavors. It is our goal that the teachers and school administrators return on Monday with no evidence of our having been here. So please...



Do not allow any food or drinks in the classrooms. Ask the students to dispose of food outside the classroom so the ants do not visit over the weekend.



Do not allow the students to move furniture! If it is absolutely necessary to move furniture in the room so students can speak, then ask students to put the room back the way they found it. Also, please watch to make sure nothing is taken from the room.



Do not allow students to erase teacher material on the whiteboard. If students are using the whiteboard, make sure they use the correct pens and erase their material.

Submit your ballot & ranks as soon as the round is over.

| Speaker | Code | Sch Code | Name | Title/Question | Rank | No show? |
|---------|------|----------|--------------|---|----------------------|--------------------------|
| 5th | 1043 | BY | Student Name | <input type="text" value="Titles will appear here or you can enter them yourself"/> | <input type="text"/> | <input type="checkbox"/> |
| 6th | 1061 | FG | Student Name | <input type="text" value="Enter title or extemp question"/> | <input type="text"/> | <input type="checkbox"/> |

Submit Ballot

Students will speak
in this order

This is for the Tournament Officials.
**Judges should never ask what school
a speaker is from. You can ignore it.**

After all the speakers have
performed, you will rank
them 1st place to last place
(1 = best, 2 = 2nd + so on).
No ties are permitted.

**SUBMIT YOUR BALLOT
IMMEDIATELY.**

Submit your ballot within 10
minutes of the round being
done. You will be able to go back
and finish writing comments and
feedback later.

You will need to
review & **CONFIRM.**

Once you confirm your ballot, you cannot change it online.

You'll have to contact the tournament staff to make any further changes

You are able to write more comments/feedback until the end of the tournament; you just may not change scores.

NO! RE-ENTER BALLOT

YES! CORRECT! CONFIRM IT

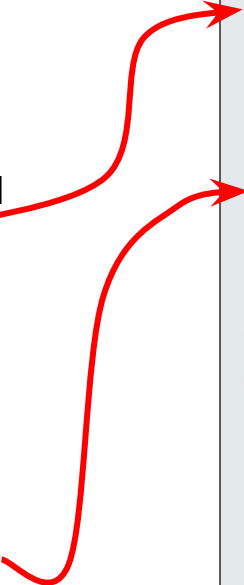
The panel on the right of your ballot has some helpful tools.

There will be 1 judge in the room for rounds 1-3. Start the round once all the competitors are in the room OR at the start time (whichever comes first).

There will be 3 judges in the room for the Final round. Do not start rounds until all 3 judges are present. You can see who is on the “judge panel” in this toolbar. Each judge must evaluate the students independently; **do not confer**.

Best Practice for an EQUITABLE Competition

In making your evaluations, consider both the **content** and the **delivery** of the speech. Students may support issues or viewpoints that are contrary to your thinking. **Please judge on the quality of the speech, not on whether you agree with a student.** Never take the student's appearance into consideration.



This round **Start: 11:30 AM**

Round: QF

Room:

Panel: Judge Name 1
Judge Name 2

Full Pairing/Schematic

Timers *If you refresh or leave, timers reset*

10:00

Other ballots

| | |
|--------------|------|
| INFO Round 2 | Done |
| OO Round 3 | Done |
| EX Round 4 | Done |

Notes on Timing!

It is preferred that you use a stopwatch style timer (ie. phone or watch).
Always allow a student to finish their performance even if they go over time.

Do not stop a speech if it goes over the time limit.

For speakers who go over the time limit AND grace period
CHECK "VIOLATION" BOX next to their entry on your ballot.

For spontaneous speaking & limited preparation events
(National Extemp [NX], International Extemp [IX], or Impromptu [IMP])
judges are required to give visual hand signals.

5 min
remaining



4 min
remaining



3 min
remaining




2 min
remaining



1 min
remaining



"C" at 30 sec
remaining



Fist when they
reach time limit



This round

Start: 11:30 AM

Round: QF

Room:

Panel: Judge Name 1
Judge Name 2

Full Pairing/Schematic

Timers

*If you refresh or leave, timers
reset*



10:00



Other ballots

INFO Round 2

Done

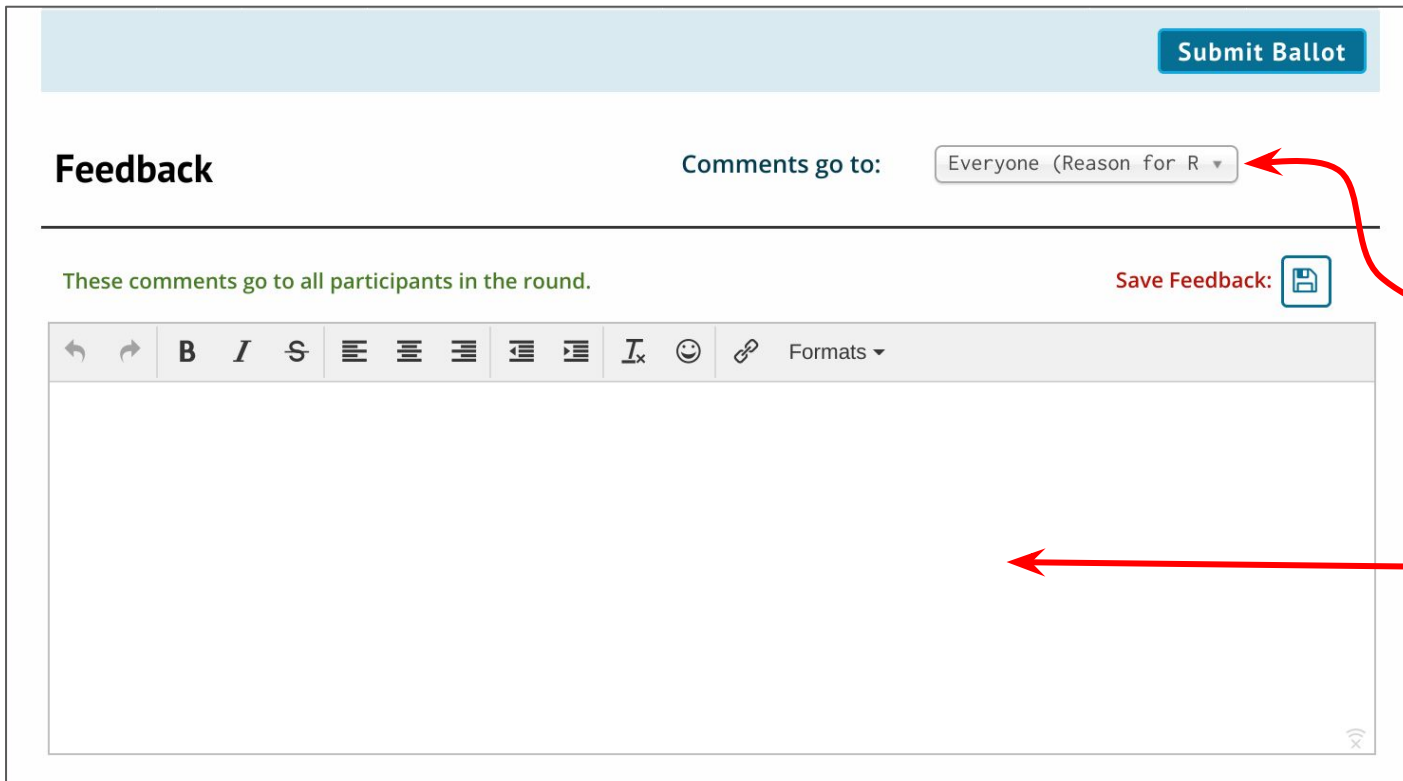
OO Round 3

Done

EX Round 4

Done

Be sure to write feedback for every speaker that you are judging. This is how they grow and learn as a speaker. **Leaving a blank ballot is unacceptable.**



The screenshot shows a feedback form interface. At the top right is a blue button labeled "Submit Ballot". Below this, on the left, is the word "Feedback". To its right is the text "Comments go to:" followed by a dropdown menu currently showing "Everyone (Reason for R)". A red arrow points from the text "Select the name of the speaker from the drop-down menu to give them individual comments and feedback." to this dropdown menu. Below the dropdown is a green message: "These comments go to all participants in the round." To the right of this message is a "Save Feedback:" label and a blue save icon. A red arrow points from the text "Remember you can always go back and write feedback after you have submitted the ranks for the round." to the save icon. The main part of the form is a large text area with a rich text editor toolbar above it. The toolbar includes icons for undo, redo, bold, italic, strikethrough, bulleted list, numbered list, decrease indent, increase indent, link, unlink, text color, and a "Formats" dropdown. A red arrow points from the text "Write comments to every speaker in the round so students know what they're doing well and what they can improve on." to the text area. A small wireless signal icon is in the bottom right corner of the text area.

Select the name of the speaker from the drop-down menu to give them individual comments and feedback.

Write comments to every speaker in the round so students know what they're doing well and what they can improve on.

Remember you can always go back and write feedback after you have submitted the ranks for the round.

Sample Helpful Comments ... *Interp Speeches:*

- I had difficulty differentiating your father character and your son character especially in the _____ part.
- The use of profanity in your piece was unnecessary and inappropriate
- You are going to be great at this with some more practice. Your speech would have been better if you had...
- Your portrayal of the narrator was very creative; be careful of losing the character when you get excited.
- You give away too much in your introduction. Save a little suspense for later.
- I was confused in the part where you ...
- Your accent faded throughout your piece ...(if it faded in a specific spot tell them where)
- The use of profanity in your piece was unnecessary and inappropriate.



Sample Helpful Comments ... *Original Speeches:*

- Your topic is interesting, but perhaps you could put a unique twist on it by _____. Have you thought about (this) argument? I think it would really help support your points.
- The point that you make about ____ is interesting, but does little to forward your argument.
- You have a great speech, but were a very poor audience member – be considerate to your fellow competitors.
- I was confused in the part where you explained...
- Try adding some research to support ...
- You are going to be great at this with some more practice. Your speech would have been better if you had...



Sample **NOT** SO Helpful Comments:

- Best speech in the round, but I had to give you last because abortion is evil.
- Good job. Tough round.
- Do you have a speech impediment?
- I was confused (but doesn't explain where/how/why)
- You were almost number one (but doesn't explain why they weren't)
- That was boring.



Go Back to Edit Feedback

After you have submitted & confirmed your ranks you can add individual feedback for the speakers in the round.

1. Under Judging, click on **Current Ballots & Panels**
2. Click on **Edit Feedback** for the round you are looking for.
3. **You can edit feedback until the end of the tournament.** Students *absolutely need* your feedback to learn, improve, and grow. Leaving no feedback is unacceptable.

Quick Note on COMMENTS:

The [evaluation guidelines](#) on the ballot suggest areas for comments, but you should not feel restricted to these areas. Please write both positive and constructively critical comments.

Put all comments on the ballot; **do not give oral critiques.**

If a student doesn't place among the top speakers in the room, it's very useful for them to understand why.

Past Ballots

You may edit comments until the tournament ends.
You cannot change scores once confirmed; contact tournament officials to fix errors

EX Round 4 Flt 1

| | | | |
|----------|-----|---|-------------------------------|
| 1st spkr | 454 | 3 | Edit Feedback |
| 2nd spkr | 351 | 2 | |
| 3rd spkr | 408 | 4 | |
| 4th spkr | 394 | 5 | |
| 5th spkr | 324 | 1 | |
| 6th spkr | 332 | 6 | |

OO Round 3 Flt 1

| | | | |
|----------|-----|---|-------------------------------|
| 1st spkr | 505 | 3 | Edit Feedback |
| 2nd spkr | 532 | 2 | |
| 3rd spkr | 506 | 1 | |
| 4th spkr | 655 | 6 | |
| 5th spkr | 575 | 5 | |
| 6th spkr | 592 | 4 | |

INFO Round 2 Flt 1

| | | | |
|----------|------|---|-------------------------------|
| 1st spkr | 1053 | 5 | Edit Feedback |
|----------|------|---|-------------------------------|

[See Past Tournaments](#)

Judging

[Current Ballots & Panels](#)

[Upcoming](#)

[History](#)

[Standing Conflicts](#)

[Paradigm](#)

[Offer Hired Judging Rounds](#)

Your Account

[Edit Live Updates/Parent Memos](#)

[Create a new school/team](#)

[Request a new tournament](#)

[Link your account to a judge](#)

[Link your account to a competitor](#)

Helpful Resources

| When you have Questions about... | You can use these resources to help... |
|--|--|
| Issues about the round of competition Facilities issues Tabroom.com account issues | <p>Contact the Tabroom by submitting a help ticket to ggsalEhelpdesk@gmail.com or visit tournament staff in the Judge Lounge.</p> <p>Your school's coach can also be a great resource.</p> <p>Tabroom support page: https://docs.tabroom.com/Main_Page</p> <p>Always hear all the speeches if possible, and ask a tournament official about the problem when you return to the judges' room.</p> |
| A student on your ballot doesn't show up to the round. | Students are allowed 90 minutes from the start time of the round to perform . Please wait for a student up until 90 minutes after the scheduled start time for them to arrive before submitting your ballot. |
| The room you were assigned to is locked or has an issue. | Email the help desk at ggsalEhelpdesk@gmail.com with the room number & wait for a response. If you do not hear back in a few minutes, you may return to the judge lounge to notify tournament staff. |

DOs

Click START ROUND as soon as you receive your ballot to confirm you will be judging that round.

Submit your decision before completing comments. You will be able to go back and edit feedback to individual students.

Arrive in your room at least 10 minutes before the start of each round time.

Only judge the student's performance and not their appearance.

Be patient. This is difficult for everyone. If a student is experiencing difficulty please be flexible to make it possible for them to compete.

Wait for all all competitors (& other judges if finals) to begin the round. Exception = Extemp will arrive 1 at a time.

DON'Ts

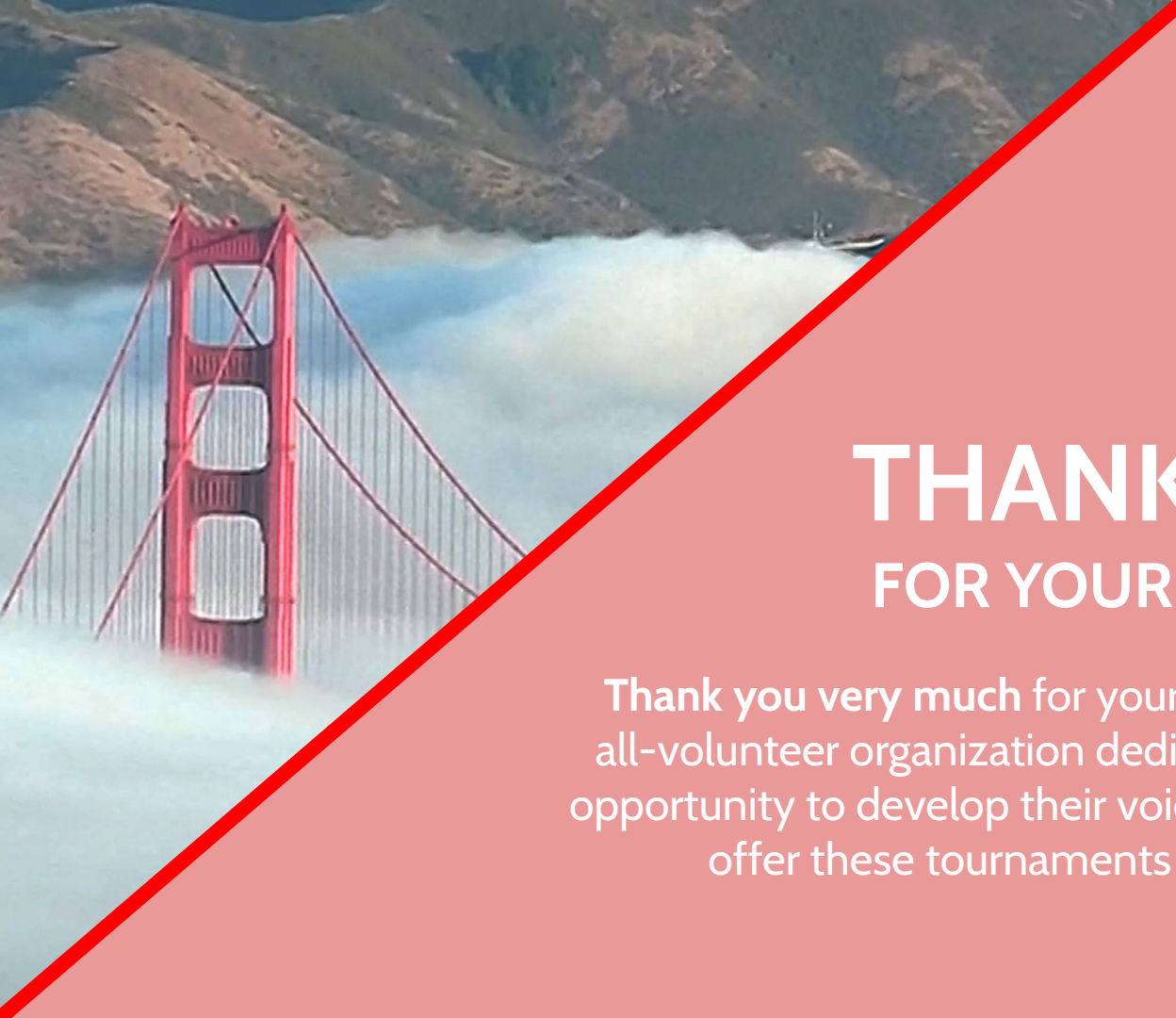
Do not wait to click START ROUND until you are in your room. That button is to acknowledge that you accept your ballot.

You **do not** need to complete your comments before submitting your ballot.

Do not wait to the round start time to enter your room. Arrive 10 minutes early to do a technology check to make sure everything is working.

Never take into consideration the student's appearance when making your decision.

DO NOT go to an alternate room if you dislike the one you are assigned. This is a safety concern. Doing this will result in immediate disqualification of all students and removal of the judge with a fine levied toward your school.



THANK YOU FOR YOUR SERVICE

Thank you very much for your time and help today. As an all-volunteer organization dedicated to giving students the opportunity to develop their voices, it would be impossible to offer these tournaments without your support!