

We are attempting to maximize the number of people who are able to select their own room on Zoom as it will make the entire tournament run more smoothly. **Please forward this email to your debaters so we can get more people to select their own room.** We understand some people may not be able to, but it is a lot easier to move a few people than to move 200!


HERE IS HOW YOU CAN USE YOUR PHONE FOR THE AUDIO AND VIDEO ON ZOOM

One way to have a version of Zoom that allows room selection is to download the Zoom app on your phone. First, download the correct app! It is called "ZOOM Cloud Meetings"

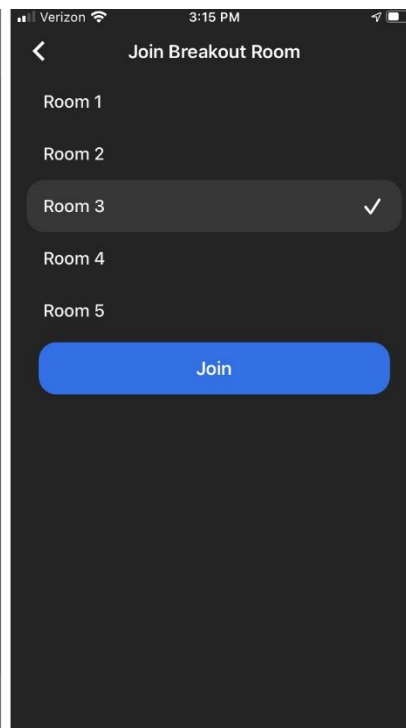


Next, you will need to join the correct meeting. That will be sent out to your coaches. You will also find the link to the correct Zoom room on the front page of tabroom.com


Finally, you will need to the ability to select the correct room. Follow these steps to move from room to room as needed!



Step 1 - Click breakout room in the corner.



Step 2: Select your room



Step 3: When done with the round - click "Leave"