



# FOOTBALL CHAMPIONSHIP

PRESENTED BY



DECEMBER 2, 2023



## PRAIRIE VIEW A&M *vs* FLORIDA A&M

PANTHERS

RATTLERS

4PM EST | ESPN2 | BRAGG MEMORIAL STADIUM



GMC



PROUD SUPPORTER OF THE SWAC



# SET THE PACE

Those who innovate become the leaders of tomorrow. Creating new beginnings with every yard while forging a path toward progress and growth. GMC is proud to be a supporter of the SWAC, leaders both on and off the field.





**PRESENTED BY** 

**TALLAHASSEE, FLORIDA • SATURDAY, DECEMBER 2, 2023**



### **FLORIDA A&M**

HEAD COACH – 6  
COACHING STAFF – 8  
PLAYERS – 9  
ROSTER – 13  
DEPTH CHART – 14



### **PRAIRIE VIEW A&M**

HEAD COACH – 16  
COACHING STAFF – 18  
PLAYERS – 19  
ROSTER – 23  
DEPTH CHART – 24

## **SOUTHWESTERN ATHLETIC CONFERENCE**

DR. CHARLES McCLELLAND  
Commissioner

ADEANAH POOLER  
Senior Associate Commissioner - Internal Operations/SWA

BRYAN HICKS  
Senior Associate Commissioner - Promotions and Strategic Partnerships

ANDREW ROBERTS  
Associate Commissioner - Media Relations

REGINALD THOMAS  
Associate Commissioner - Administration

AARON MACKEY  
Chief Financial Officer

JASMINE QUINN  
Director - Championships

JOHN WESTBROOK  
Director of Operations

CANDACE MARTIN  
Asst. Director of Championships and Operations

ALEXIS BLUE  
Social Media, Digital Strategies and Creative Content

BERNETIA FORD  
Administrative Assistant



1101 22nd Street South, Birmingham, Ala. 35205  
205-251-7573  
**SWAC.ORG**

# FROM THE COMMISSIONER



On behalf of the Southwestern Athletic Conference and the SWAC Council of Presidents and Chancellors, it is our pleasure to welcome you to the 2023 Pepsi SWAC Football Championship presented by General Motors. This year's game features two historic programs that most recently completed impressive regular season schedules in conference play to win their respective divisions. Prairie View A&M University versus Florida A&M University will undoubtedly be a competitive game that will add its own chapter in the storied history of the SWAC Football Championship game.

Hosting this event each year would not be possible without the unwavering efforts and exceptional drive of our student-athletes, coaches, institutional administrators and the unconditional support of our SWAC fans, supporters and alumni. This past fall semester our student-athletes persevered through a variety of challenges on and off the field of play. It was truly gratifying to witness first-hand the hard work and determination of our student-athletes as they pushed through obstacles to achieve at the highest levels athletically and academically.

The hard work and determination that we saw displayed throughout the season on the field carried over equally into the classroom with a significant amount of our football student-athletes within the conference set to earn academic honors.

As we seek to inspire our next generation of leaders both on and off the field, the rich contributions of the Southwestern Athletic Conference in the general scope of collegiate athletics have been well documented. Some of the greatest student-athletes to ever play the game of football charted their initial paths while attending our member institutions. Former student-athletes such as Walter Payton (Jackson State), Jerry Rice (Mississippi Valley State), Doug Williams (Grambling State), and Steve McNair (Alcorn State) are just a few of the names that competed in the SWAC before going on to achieve greatness at the professional level.

The excellence within the Southwestern Athletic Conference does not stop with our student-athletes as our league has also seen some of the top coaches in the history of college football. Eddie Robinson (Grambling State), W.C. Gorden (Jackson State), Pete Richardson (Southern) and Marino Casem (Alcorn State/Southern) are prime examples of outstanding football coaches from our conference that each made significant impacts within their respective programs at the institutions where they contributed so much.

During an event of this magnitude the proud history and legacy of our conference is undoubtedly highlighted by the one-of-a-kind pageantry and culture that you'll only find at Historically Black Colleges and Universities (HBCUs) and this year's match up will without a doubt continue to add to that historic legacy.

As we continue to honor the heritage and legacy of the Southwestern Athletic Conference, we want to extend special congratulations to the student-athletes of the competing institutions that are led by Coach Bubba McDowell of Prairie View A&M University and Coach Willie Simmons of Florida A&M University.

We'd also like to extend sincere gratitude and thanks to the title sponsor of the game, Pepsi, as well as our presenting sponsor General Motors for the tremendous support they provide our conference on yearly basis. Our corporate sponsors — Academy Sports + Outdoors, Nike, Cricket, Home Depot, Pepsi, the City of Birmingham, General Motors, and Google each play vital roles in making the SWAC an outstanding conference. Their continued support assist over 4,000 student-athletes throughout our conference achieve their full academic and athletic potential.

In addition, we'd like to applaud and recognize the tireless efforts of the members and staff of the City of Tallahassee and Bragg Memorial Stadium during the planning and execution of hosting the championship game at their historic city and facility.

It is our hope that everyone in attendance at today's event leave with fond memories and unforgettable moments as we strive to continue to elevate the overall game atmosphere and experience at all of our SWAC Championship events.



**DR. CHARLES McCLELLAND**  
Commissioner, Southwestern Athletic Conference





CELEBRATING  
*The Legacy*  
of HBCUs

Chance to win a  
**\$5,000**

Academy Sports + Outdoors gift card  
and a trip for 2 to the Celebration Bowl.

Text "LEGACY" to 22369

Offer expires 12/3/23. Restrictions apply.

Visit [academy.com/official-rules](https://academy.com/official-rules) for more details. Message and data rates apply.



**Academy**<sup>®</sup>  
SPORTS+OUTDOORS

# SWAC PROFILE

## MEMBER SCHOOLS (12)

Alabama A&M	Bulldogs	Huntsville, AL
Alabama State	Hornets	Montgomery, AL
Alcorn State	Braves	Lorman, MS
Bethune-Cookman	Wildcats	Daytona Beach, FL
Florida A&M	Rattlers	Tallahassee, FL
Grambling State	Tigers	Grambling, LA
Jackson State	Tigers	Jackson, MS
Mississippi Valley State	Delta Devils	Itta Bena, MS
Prairie View A&M	Panthers	Prairie View, TX
Southern	Jaguars	Baton Rouge, LA
Texas Southern	Tigers	Houston, TX
Univ. Arkansas-Pine Bluff	Golden Lions	Pine Bluff, AR

## CHAMPIONSHIPS SPONSORED (18)

**WOMEN (10):** Volleyball, Cross Country, Soccer, Bowling, Indoor Track, Basketball, Outdoor Track, Softball, Golf, Tennis

**MEN (8):** Cross Country, Football, Indoor Track, Basketball, Golf, Tennis, Baseball, Outdoor Track

## CONFERENCE MISSION

The Southwestern Athletic Conference is organized exclusively for the purpose of encouraging, promoting, advancing, and conducting intercollegiate sports activities and other recreational and not-for-profit activities among the members of the Conference. Its purposes are to:

- To uphold the principles of institutional control of, and responsibility for all collegiate sports conducted by the members of this organization in conformity with the Constitution and Bylaws hereof;
- To stimulate and improve intercollegiate athletic sports;
- To comply with satisfactory standards of scholarship and amateur standing and good sportsmanship;
- To preserve and maintain the collegiate athletic records of the members of the Southwestern Athletic Conference, and make them available upon request;
- To cooperate with other amateur athletic organizations in the promotion and conduct of intercollegiate athletic contests;

- To maintain fiscal management; and
- To legislate through Bylaws or Resolutions on subjects of general concern to the membership.

The members of the conference are committed to the philosophy of maintaining intercollegiate athletics as an integral part of the overall educational program. To this end, the conference believes in and subscribes to the fundamental principles of amateurism, institutional control, sound academic standards, financial aid, recruiting, and ethical conduct that governs intercollegiate athletics, and the enforcement of rules and regulations as adopted by the National Collegiate Athletic Association.

## HISTORY AT A GLANCE

In 1920, eight men representing six colleges from the state of Texas met to discuss collegiate athletics and the many challenges that face their respective institutions. By the time the session in Houston had concluded, they had founded an athletic league that has slowly become one of the leading sports associations in the world of collegiate athletics, the Southwestern Athletic Conference. The founding fathers of the original Super Six were:

- C.H. Fuller of Bishop College
- Red Randolph and C.H. Patterson of Paul Quinn
- E.G. Evans, H.J. Evans and H.J. Starns of Prairie View A&M
- D.C. Fuller of Texas College
- G. Whitte Jordan of Wiley College

## MEMBERSHIP TIMELINE

Bishop College	1920-56
Paul Quinn College	1920-29
Samuel Huston College	1920-59
Texas College	1920-68
Wiley College	1920-68
Prairie View A&M	1920 - present
Langston University	1931-57
Arkansas AM&N	1936-70
Southern	1934 - present
Texas Southern	1954 - present

Grambling State	1958 - present
Jackson State	1958 - present
Alcorn State	1962 - present
Mississippi Valley State	1968 - present
Alabama State	1982 - present
Arkansas-Pine Bluff	1997 - present
Alabama A&M	1999 - present
Howard University*	2014 - 2019
Bethune-Cookman	2021 - present
Florida A&M	2021 - present

*\*Affiliate member in women's soccer only.*

## LEGENDARY SWAC GREATS INCLUDE:

### NFL

- Lem Barney (Jackson State)
- Mel Blount (Southern)
- Robert Brazile (Jackson State)
- Willie Brown (GSU)
- Buck Buchanan (GSU)
- Willie Davis (GSU)
- Donald Driver (Alcorn State)
- James Harris (GSU)
- Ken Houston (PVAMU)
- Charlie Joiner (GSU)
- Robert Mathis (Alabama A&M)
- David Deacon Jones (MVSU)
- Steve McNair (Alcorn State)
- Jerry Rice (MVSU)
- Eddie Robinson (Alabama St)
- Jackie Slater (Jackson State)
- Michael Strahan (TSU)
- Doug Williams (GSU)

### NBA

- Lindsey Hunter (Jackson State)
- Willis Reed (GSU)
- Purvis Short (Jackson State)

### MLB

- Lou Brock (Southern)
- Rickie Weeks (Southern)

### COACH

- Eddie Robinson, Sr. (GSU)

### OTHER

- Bill Foster (Alcorn State)
- Patricia Hoskins (MVSU)
- Barbara Jacket (PVAMU)
- Alice Jackson (GSU)
- Brian Johnson (Southern)
- Mary Onyali (Texas Southern)
- Walter Payton (Jackson State)
- Michael Tinsley (Jackson State)





**HEAD COACH WILLIE SIMMONS**

Willie Simmons was named the 18th full-time head football coach of the Florida A&M storied program on December 12, 2017. Simmons enters his sixth season (33-12, 26-5) in 2023.

Simmons, a native of Quincy, was a phenomenal prep athlete at Shanks High School before embarking on a stellar collegiate football playing career that featured stints at Clemson University and The Citadel (S.C.). Simmons comes to Florida A&M University from Prairie View A&M (Tex.) University, where he spent three seasons (2015-2017) as head football coach. Simmons is considered one of the collegiate game's most creative and innovative offensive minds.

In 2022, Simmons led the Rattler to their third straight nine-win season, finishing with a 9-2 record. The Rattlers earned their third consecutive top-25 ranking, finishing 23rd in the FCS Coaches Poll after finishing the season with a nine-game winning streak and a 41-20 win versus Bethune-Cookman in the Florida Classic. Simmons also coached 15 players to the Phil Steele SWAC All-Conference Teams, 12 to the SWAC All-Conference Teams, six BOXTOROW All-Americans, two FCS Stats Perform All-Americans, two HERO Sports All-Americans, and one AP All-American. Smith also coached Xavier Smith, who was named a Walter Payton Award finalist, and Jose Romo-Martinez, the BOXTOROW Special Teams Player of the Year. Simmons also coached Isaiah Land, who participated in the Reese's Senior Bowl and NFL Scouting Combine. Simmons saw Land sign with the Dallas Cowboys and Smith with the Los Angeles Rams following the 2023 NFL Draft.

In 2021, Simmons led the Rattlers to another nine-win season, finishing with a 9-3 record and making the FCS Playoffs for the first time since 2001. The Rattlers finished the season ranked

as the number one HBCU in the final NCAA Power Rankings. The biggest win of the season came in the regular-season finale when the Rattlers dominated the Wildcats 46-21 in the Florida Classic. Simmons coached Isaiah Land, who led the nation in sacks and tackles for loss and won several honors, including the Buck Buchanan Award and SWAC Defensive Player of the Year. Simmons coached nine players to the All-SWAC Team, six BOXTOROW All-Americans, four FCS Stats Perform All-Americans, three HERO Sports All-Americans, two AFCA All-Americans, and two AP All-Americans. Simmons also coached safety Markquese Bell, who participated in the NFL Scouting Combine and NFLPA Collegiate Bowl. In 2021, Simmons led the Rattlers to 22 national top-25 statistical rankings.

In 2019, Simmons brought the Rattlers back to national prominence, leading them to a 9-2 record and winning the 2019 HBCU National Championship. They finished the season ranked No. 24 (STATS and Coaches' Poll) and ranked as high as No. 12 (STATS Poll, week 12). The biggest win of the season came against North Carolina A&T (Celebration Bowl Champion and ranked No. 10 at the time of playing). The Rattlers' air attack was unstoppable during the 2019 season, as their passing offense ranked No. 17 in the nation (291.1 YPG), team passing efficiency rated No. 22 (148.51), and the scoring offense ranked No. 26 (32.7 PPG).

On top of having one of the best passing attacks in the nation, the Rattlers were among the best when it came to turnovers (No. 21 for turnover margin), converting 3rd downs (No. 13), and keeping the quarterback upright (No. 4). Defensively, the Rattlers were shutting down opposing offenses. They ranked No. 21 in team passing efficiency defense (118.7), No. 25 in rushing defense (129.4 YPG), No. 42 in total defense (361.7 YPG), and No. 16 in passes intercepted (15).

In Simmons' first season as the Rattlers' head coach, the Rattlers saw an improvement in conference wins (from 2-6 to 5-2), total offense (No. 74 / 345.5 YPG to No. 57 / 391.2 YPG), total defense (No. 60 / 365 YPG to No. 34 / 354.8 YPG), and scoring defense (No. 81/28.1 PPG to No. 23 / 22.1 PPG).

During his tenure at Prairie View A&M, Simmons revived the flagging fortunes of the Panthers. Simmons elevated them to prime contenders in the rugged SWAC Western Division. Simmons fashioned a 21-11 overall record and a 19-6 league record, highlighted by an 8-2 debut campaign in 2015, which included an 8-1 runner-up finish in the division to eventual division champion Grambling State, after dropping a sizzling 70-54 wild west shootout in the State Fair Classic in Dallas, Texas.

Simmons worked three seasons at Alcorn State (2012-14) under Jay Hopson and helped initiate a meteoric revival of a proud Braves gridiron

program, which had won just (2) games the previous season. The 2014 campaign was an even better year for Simmons and the Braves, as they won the Southwestern Athletic Conference Championship over Southern University and were named Black College National Champions.

Before his successful run at Alcorn, Simmons' first full-time work as an assistant coach on the college level came at Middle Tennessee State (2007-11) under head coach Rick Stockstill, who recruited Simmons to Clemson. After three seasons as the running backs coach, Simmons was promoted to Pass Game Coordinator. The following season, he was promoted to Offensive Coordinator. By age 30, he was one of the youngest coordinators at the FBS level.

Simmons began coaching in 2005 at Lincoln High School in Tallahassee, where he coached the quarterbacks and was also the Passing Game Coordinator. He had the opportunity to coach former NFL and USF quarterback B.J. Daniels there. After one season, he returned to his alma mater Clemson as a Graduate Assistant Coach working with the quarterbacks in 2006.

Simmons had a distinguished prep career at Quincy's James Shanks High School, earning All-American honors as a quarterback. He led the Tigers to their first district championship in 22 years and was named Big Bend Offensive Player of the Year. He received over 25 scholarship offers, signing with Clemson, where he lettered three years (2000-2002).

Simmons earned a bachelor's degree in Services (Sports) Marketing from Clemson in spring 2002, just three years after he enrolled. He initially transferred to Florida A&M University for his senior season. After being deemed ineligible because FAMU was in provisional status as a Division I-A (now FBS) program, he enrolled at The Citadel, where he led the Bulldogs to a 6-6 record (the first non-losing season in 10 years). Simmons then played one season of Arena Football for the Sioux City Bandits.

Simmons is married to the former Shaia Rene Beckwith (also a Quincy native), who is a two-time graduate of Florida A&M University. They have six children, Louis III, Amerie, Raven, Shailoh, Wraylon, and Truth.

## FAMU QUICK FACTS

**LOCATION** Tallahassee, Florida

**FOUNDED** 1887

**ENROLLMENT** 9,614

**COLORS** Orange, Green and White

**WEBSITE** famuathletics.com

**PRESIDENT** Dr. Larry Robinson

**DIRECTOR OF ATHLETICS** Tiffani Dawn-Sykes

**SWA** Brittney Johnson

**FACULTY REP** Dr. Ebenezer Oriaku





**RETOOL  
YOUR  
SCHOOL**



# **BUILDING. UPLIFTING. CHAMPIONING HBCUs.**

A proud supporter of the SWAC, The Home Depot Retool Your School program invests in HBCUs each year. Since 2009, \$9.25M has been awarded to uplift campuses, students and community projects. Learn how you or your HBCU can benefit today by scanning the QR code below.



Scan for additional details on  
our Retool Your School opportunities.

FOLLOW US



## COACHING STAFF



**RYAN SMITH**  
Associate HC /  
Defense / Linebackers



**JAMES COLZIE III**  
Assistant HC / Cornerbacks



**JOSEPH HENRY**  
Offensive Coordinator /  
Offensive Line



**MILTON PATTERSON**  
Co-Defensive Coordinator /  
Defensive Line



**DOC GAMBLE**  
Special Teams Coordinator



**ANTONIO CARTER**  
Offensive Pass Game  
Coordinator




**MARCUS WINDHAM**  
Offensive Run Game  
Coordinator / RBs



**DAVON MORGAN**  
Defensive Pass Game  
Coordinator / Safeties



**JAMES SPADY**  
Tight Ends



**LeJOHN HOWARD**  
Offensive Graduate  
Assistant





ISAIAH MAJOR



LOVIE JENKINS



JAQUEZ YANT



JAVAN MORGAN



JAMARI GASSETT



DAVID MANIGO



KENDALL BOHLER



KYM'MANI KING



MARCUS RILEY



KAREEM BURKE



ARIC HORNE



CHRISTOPHER SANDERS II



CHERIF SEYE



TEVIN GRIFFEY



JUNIOR MURATOVIC



ERIC SMITH



JEREMY MOUSSA



ZAIRE RILEY




KELVIN DEAN



JAH'MARAE SHEREAD



JA'CORY JORDAN



DECO WILSON




CHASE LLOYD



TREVONTE DAVIS



JALEN GLAZE



ZAVION BATTLE



CHRIS REED



WINSOME FRAZIER



DJ BONEY



KYLE FITZGERALD





DAKAR EDWARDS



RICKY MURRAY JR.



KOBY GROSS



AH'MARE LEE



JORDAN MOORE



LEVONTAI SUMMERSETT




QUAN LEE



T.J. HUGGINS



TERRELL JENNINGS




ALLEN SMITH JR.



BEN ONWUZO



LELAN WILHOITE




TYRESE GIBSON-BATTLES




LAMAR CLARK



MARKO DUBAK



JOHNNY CHANEY JR.




JORDAN CUMBERBATCH



OREL GRAY




JUSTIN BOSTIC



KHALIF COPELAND



SIDIARIUS WALKER



RODNEY WILLIAMS




VERSHOD QUINN




ANDRE POWELL JR.



LERODRICK JAMES




LAWRENCE MARTINEZ



TRAVIS MOSS



CAMERON GILLIS



DRE JONES



MICHAEL SMITH



ZOREN TOBE



KEVIN SAWYER JR.




MALCOLM MAJOR




NAY'RON JENKINS



JUDAHFY MICHEL



LOGAN FULLER



JACKSON GAY



BAYLOR PAYAN



KHAMARI THOMPSON



MICHAEL WATSON II



JOHN GRAVES III



MICHAEL MARSHALL



KHALIL HUNTER



EMMET RHOADES




ANTHONY DUNN JR.



KARDELL THOMAS



JALEN GOSS



CHARLES DAVIS




RICKY TAYLOR



TOMMY BRIDGEWATER JR.



TJ DEMAS



JOSHUA ROMEO



CHAD BROOKS



TJ LEE



KJ MCCOU



ASHTON GRABLE



SEBASTIEN LARAQUE



KENDARIUS CUNNINGHAM



MORGAN MOORE



CAMERON COVIN





CESAR REYES



MYRON WARD



CHRISTOPHER WILLIAMS



MARQUEZ PHILLIPS



KAMARI YOUNG



TYLER PYE



DARIAN OXENDINE



JALON HOWARD



ROBERT LOCKHART



MICHAEL TOWNSEND



CHRISTIAN JONES



NICHOLAS DIXON



JANIK OGUNLADE




GABRIEL NANCE



SYLVESTER MATHIS IV




GENTLE HUNT



DONALD HALL



JAMES GARDNER JR.



MAKODY ROBERTSON



ANDREW RITTER



STANLEY MENTOR



JAMES ASH



TREY WILHOIT



JUAN DAVIS



ALONDRE SMITH



#	PLAYER	POS	HT	WT	YR	HOMETOWN	#	PLAYER	POS	HT	WT	YR	HOMETOWN
0	Jeremiah Pruitt	TE	6-5	230	R-Sr.	Atlanta, Ga.	39	Travis Moss	LB	5-10	210	R-So.	Jacksonville, Fla.
0	Isaiah Major	LB	6-1	230	Sr.	Oklahoma City, Ok.	39	Cameron Gillis	PK	5-8	155	Gr.	Budapest, Hungary
1	Lovie Jenkins	DB	6-1	195	Sr.	Orlando, Fla.	40	Dre Jones	DL	6-3	265	R-Sr.	Manchester, Ga.
1	Jaquez Yant	RB	6-2	235	R-Jr.	Tallahassee, Fla.	41	Michael Smith	PK	5-11	175	Fr.	Tallahassee, Fla.
2	Javan Morgan	DB	5-11	185	Gr.	Tallahassee, Fla.	42	Zoren Tobe	DB	6-1	190	R-So.	Orlando, Fla.
2	Jamari Gasset	WR	5-10	170	Jr.	Tampa, Fla.	43	Kevin Sawyer Jr.	RB	6-0	210	R-Sr.	Tallahassee, Fla.
3	David Manigo	WR	6-3	200	Gr.	Decatur, Ga.	44	Malcolm Major	LB	6-0	215	R-So.	Miami Gardens, Fla.
3	Kendall Bohler	DB	6-0	193	R-Jr.	Orlando, Fla.	45	Nay'Ron Jenkins	LB	6-1	205	So.	Alachua, Fla.
4	Kym'Mani King	DB	5-10	175	R-Sr.	New Port Richey, Fla.	46	Judahfy Michel	DB	6-2	175	Fr.	Port St. Lucie, Fla.
4	Marcus Riley	WR	5-11	175	Gr.	Tallahassee, Fla.	47	Logan Fuller	PK	6-0	210	R-Fr.	Albuquerque, N.M.
5	Kareem Burke	WR	6-0	178	R-Fr.	Jacksonville, Fla.	47	Jackson Gay	TE	6-3	245	R-So.	Panama City, Fla.
5	Aric Horne	LB	6-1	223	R-Sr.	Jacksonville, Fla.	49	Baylor Payan	LS	6-0	220	Gr.	Plain City, Utah
6	Christopher Sanders II	WR	5-11	180	R-Sr.	Detroit, Mi.	51	Khamari Thompson	OL	6-4	290	R-Sr.	Stockbridge, Ga.
6	Cherif Seye	DL	6-5	250	Gr.	Houston, Texas	52	Michael Watson II	LB	6-4	230	So.	Atlanta, Ga.
7	Tevin Griffey	DB	5-11	175	R-Jr.	Orlando, Fla.	54	John Graves III	DL	6-1	260	Gr.	Lancaster, Texas
7	Junior Muratovic	QB	6-3	215	R-So.	Orlando, Fla.	55	Michael Marshall	OL	6-4	280	R-So.	Miami, Fla.
8	Eric Smith	DB	5-10	177	Gr.	Opa-locka, Fla.	55	Khalil Hunter	LB	6-1	205	R-Fr.	Ft. Lauderdale, Fla.
8	Jeremy Moussa	QB	6-3	225	Gr.	Chino Hills, Calif.	57	Emmet Rhoades	LS	5-10	230	Fr.	Chicago, Ill.
9	Zaire Riley	DB	5-6	160	R-Fr.	Tallahassee, Fla.	58	Anthony Dunn Jr.	DL	6-4	250	So.	Sanford, FL
9	Kelvin Dean	RB	6-0	200	R-Sr.	Chipley, Fla.	58	Kardell Thomas	OL	6-3	310	R-Sr.	Baton Rouge, La.
10	Jah'Marae Sheread	WR	5-7	175	Gr.	Houston, Texas	61	Jalen Goss	OL	6-7	285	Gr.	Valdosta, Ga.
11	Ja'Cory Jordan	QB	6-4	195	R-So.	Jacksonville, Fla.	62	Charles Davis	OL	6-5	330	R-So.	Marianna, Fla.
11	Deco Wilson	DB	6-1	205	Sr.	Talladega, Ala.	63	Ricky Taylor	OL	6-1	275	R-So.	Miami, Fla.
12	Trey Fisher	QB	5-11	180	R-Jr.	Tallahassee, Fla.	65	T. Bridgewater Jr.	OL	6-2	285	R-Fr.	Jacksonville, Fla.
12	Chase Lloyd	DB	6-2	205	R-Jr.	Atlanta, Ga.	66	TJ Demas	OL	6-2	290	So.	Clearwater, Fla.
13	Trevonte Davis	WR	6-1	205	R-Jr.	Flint, Mi.	66	Joshua Romeo	P	6-0	170	R-Fr.	Miramar, Fla.
13	Jalen Glaze	DB	5-10	190	R-Jr.	Belle Glade, Fla.	67	Chad Brooks	OL	6-5	290	R-So.	St. Petersburg, Fla.
14	Zavion Battle	DB	5-10	180	Jr.	Ft. Myers, Fla.	69	TJ Lee	OL	6-3	315	Jr.	Bainbridge, GA
14	Chris Reed	WR	6-1	195	R-Fr.	Orlando, Fla.	70	KJ McCou	OL	6-3	335	R-So.	Memphis, TN
15	Winsome Frazier	DB	6-3	185	R-So.	Miami, Fla.	71	Ashton Grable	OL	6-4	315	R-So.	Gordon, Ga.
15	Noah Ross	QB	6-1	210	R-Fr.	Stockbridge, Ga.	72	Sebastien Laraque	OL	6-6	320	R-So.	Miami, Fla.
16	Robert Glanton	DB	5-11	190	R-Jr.	Perry, FL	74	K. Cunningham	OL	6-4	315	R-Jr.	St. Petersburg, Fla.
16	DJ Boney	QB	6-3	210	R-So.	Orlando, Fla.	75	Morgan Moore	OL	6-5	295	Gr.	Midwest City, Okla.
17	Kyle Fitzgerald	QB	6-3	200	Fr.	Cincinnati, Ohio	76	Cameron Covin	OL	6-4	285	Gr.	Albany, Ga.
17	Dakar Edwards	DL	6-2	275	Gr.	Staten Island, N.Y.	77	Cesar Reyes	OL	6-5	315	R-Jr.	Tampa, Fla.
18	Ricky Murray Jr.	DB	5-9	185	R-Sr.	Monticello, Fla.	78	Myron Ward	OL	6-3	300	R-Fr.	Tallahassee, Fla.
18	Koby Gross	TE	6-2	243	R-Sr.	San Ramon, Calif.	79	Christopher Williams	OL	6-5	335	R-So.	Tallahassee, Fla.
19	Ah'Mare Lee	DB	6-0	200	R-So.	Miami, Fla.	80	Marquez Phillips	WR	6-3	185	R-Sr.	Washington D.C.
20	Jordan Moore	LB	6-0	215	Gr.	Yoakum, Texas	81	Kamari Young	TE	6-4	245	5th	Tallahassee, Fla.
20	Levontai Summersett	RB	5-10	190	Fr.	Fort Myers, Fla.	82	Tyler Pye	WR	5-8	160	R-Sr.	Tallahassee, Fla.
21	Quan Lee	WR	5-11	175	R-Fr.	Gainesville, Fla.	83	Darian Oxendine	WR	5-10	170	R-Sr.	St. Augustine, Fla.
21	T.J. Huggins	DB	6-3	185	R-So.	Miami, Fla.	84	Jalon Howard	WR	5-9	170	R-Fr.	Miami, Fla.
23	Terrell Jennings	RB	6-1	225	Gr.	Duval, Fla.	85	Robert Lockhart	WR	5-7	165	Fr.	Atlanta, Ga.
23	Allen Smith Jr.	LB	6-2	225	Gr.	Loganville, Ga.	86	Michael Townsend	WR	5-11	165	R-Fr.	Tallahassee, Fla.
24	Ben Onwuzo	DB	5-11	189	R-Jr.	Miramar, Fla.	87	Christian Jones	WR	6-0	165	R-Jr.	Tampa, Fla.
25	Lelan Wilhoite	RB	5-11	185	R-Sr.	Nashville, Tenn.	88	Nicholas Dixon	WR	6-2	200	Gr.	Tallahassee, Fla.
25	Tyrese Gibson-Battles	DL	6-5	240	Jr.	Cleveland, OH	89	Janik Ogunlade	OL	6-5	290	R-So.	Waldorf, Md.
26	Lamar Clark	DB	5-10	180	So.	Panama City, FL	89	Gabriel Nance	LB	5-11	230	R-Fr.	Tallahassee, Fla.
27	Marko Dubak	PK	6-2	180	So.	LaGrange, Ill.	91	Sylvester Mathis IV	DL	6-5	240	R-Sr.	Roswell, Ga.
28	Johnny Chaney Jr.	LB	6-2	230	Jr.	Orlando, Fla.	92	Gentle Hunt	DL	5-11	290	Sr.	High Springs, Fla.
29	Jordan Cumberbatch	DB	6-1	195	R-So.	Miramar, Fla.	93	Donald Hall	DL	6-3	315	Gr.	Olive Branch, Miss.
30	Orel Gray	DB	5-11	185	Fr.	Jacksonville, Fla.	94	James Gardner Jr.	DL	6-2	270	Jr.	Fort Pierce, Fla.
	Justin Bostic	DB	5-10	175	Fr.	West Palm Beach, Fla.	96	Makody Robertson	DL	6-3	330	Gr.	Pflugerville, Texas
32	Khalif Copeland	DB	5-10	175	Gr.	Jacksonville, Fla.	97	Andrew Ritter	LS	6-0	215	Fr.	Tallahassee, Fla.
32	Sidarius Walker	RB	5-10	200	R-So.	Minneola, Fla.	98	Stanley Mentor	DL	6-0	305	Gr.	Orlando, Fla.
33	Rodney Williams	DB	5-10	180	R-So.	Coconut Grove, Fla.	99	James Ash	DL	6-4	280	R-Jr.	Tampa, Fla.
34	Vershod Quinn	RB	5-8	210	R-Fr.	Miami, Fla.	99	Trey Wilhoit	P	5-10	175	Jr.	Tallahassee, Fla.
36	Andre Powell Jr.	DB	5-11	195	R-So.	Naples, Fla.		999 Juan Davis				Fr.	
37	LeRodrick James	DE	6-3	210	R-Jr.	St. Petersburg, Fla.		999 Alondre Smith				Fr.	
38	Lawrence Martinez	LS	6-1	215	R-Jr.	Apopka, Fla.							

## DEPTH CHART

### OFFENSE

<b>QB</b>	8 JEREMY MOUSSA 7 Junior Muratovic
<b>RB</b>	9 KELVIN DEAN, JR. - OR - 23 Terrell Jennings - OR - 0 Jaquez Yant
<b>WR (X)</b>	88 NICK DIXON - OR - 3 David Manigo
<b>WR (Y)</b>	10 JAH'MARAE SHEREAD 5 Kareem Burke
<b>WR (Z)</b>	4 MARCUS RILEY 2 Jamari Gassett
<b>TE</b>	81 KAMARI YOUNG 89 Janik Ogunlade
<b>H-BACK</b>	18 KOBY GROSS - OR - 0 Jeremiah Pruitte
<b>LT</b>	71 ASHTON GRABLE 73 Janik Ogunlade
<b>LG</b>	58 KARDELL THOMAS 74 Kendarius Cunningham
<b>C</b>	69 TJ LEE 77 Cesar Reyes
<b>RG</b>	62 CHARLES DAVIS 63 Ricky Taylor
<b>RT</b>	76 CAMERON COVIN 75 Morgan Moore

### DEFENSE

<b>DE</b>	6 CHERIF SEYE 40 Dre Jones
<b>DT</b>	99 JAMES ASH - OR - 92 Gentle Hunt
<b>NG</b>	98 STANLEY MENTOR 93 Donald Hall
<b>FANG</b>	58 ANTHONY DUNN 23 Allen Smith
<b>SLB</b>	28 JOHNNY CHANEY JR. 20 Jordan Moore
<b>MLB</b>	0 ISAIAH MAJOR 5 Aric Horne
<b>NICKEL</b>	1 LOVIE JENKINS 13 Jalen Glaze
<b>ROV</b>	2 JAVAN MORGAN 12 Chase Lloyd
<b>FS</b>	11 DECORIAN WILSON 36 Andre Powell, Jr.
<b>FCB</b>	8 ERIC SMITH 19 Ah'mare Lee
<b>BCB</b>	3 KENDALL BOHLER 9 Zaire Riley

### SPECIAL TEAMS

<b>PK</b>	MICHAEL SMITH - OR - Cameron Gillis
<b>P</b>	99 TREY WILHOIT Marko Dubak
<b>LS</b>	49 BAYLOR PAYAN - OR - 38 Lawrence Martinez
<b>KR</b>	4 MARCUS RILEY 2 Jamari Gassett
<b>PR</b>	10 JAH'MARAE SHEREAD 2 Jamari Gassett



**A CHAMPION**

**WILL RISE  
IN THE**




**SATURDAY, DECEMBER 16, 2023**

**MERCEDES-BENZ STADIUM • ATLANTA, GA**

**ESPN EVENTS**





**HEAD COACH BUBBA McDOWELL**

Leonard “Bubba” McDowell enters his second season as the head of Prairie View A&M’s football program. McDowell was named the head football coach of PVAMU on January 4, 2022. The former NFL defensive standout is in his 12th season as a part of the Prairie View A&M coaching staff including four seasons as an assistant head coach. He also coached the Panther cornerbacks in the last three seasons.

In his first season, McDowell led the Panthers to a back-to-back Western Division Title, although PVAMU was tied with the Southern Jaguars, who had the same conference record sharing the 2022 title.

During the 2019 season, Jaylen Harris asserted himself as one of the most disruptive cornerbacks in the nation, leading the SWAC in total passes defended and ranking among the top 10 nationally in the category on his way to first-team All-SWAC honors.

In 2018, Ju’Anthony Parker earned first-team All-SWAC and BOXTOROW All-America honors for the second straight year while Harris had a career-high in interceptions, and both players had interception returns for touchdowns.

While coaching safeties in 2017, Reggie Stubblefield emerged as the fourth leading tackler on the team (51 stops) while tying for second in interceptions (two), and leading the team in pass breakups (10).

In 2016, Marquice O’Leary was fourth on the team in tackles and third in pass

defense. Running back turned nickel back Arthur Lockett was sixth in tackles, tied for the team lead in interceptions, returning one for a touchdown, and ranked second on the team in pass defense

In 2015, O’Leary earned second-team All-SWAC honors after ranking third on the team in both tackles (51) and pass defense (five) and second in interceptions (two).

In 2014, true freshman defensive back Damond Jackson flourished under McDowell’s guidance as he earned a spot on the All-SWAC second team. Jackson finished third on the team with 80 tackles and 5.5 tackles for loss. He also broke up five passes and forced a fumble with one interception.

McDowell was challenged with working with one of the youngest units on the team entering the 2013 season as the majority of players in his unit had limited NCAA playing experience. At the end of the season, a pair of red-shirt freshman cornerbacks Joshua Holley and Foster Brown II finished fourth and fifth, respectively, on the team in tackles while also combining for 10 pass breakups.

McDowell played a big part in the career performance of safety Brian Medlock in 2012 as he earned All-SWAC Second Team Honors at safety during his senior campaign. Medlock led the Panthers with four interceptions in 2012 and finished tied for second in SWAC play in addition to defending a total of eight passes. Under McDowell’s watch, safety Korey Alston also had a big season as he completed his inaugural season at Prairie View A&M with 41 tackles and three pass breakups.

In his first year at PVAMU in 2011, McDowell inherited the youngest unit on the defensive side of the ball as only one player had made a start in a collegiate game. Despite the lack of experience, the Panthers received career highs from all of its safeties as Medlock led the way after finishing fifth on the team in tackles along with four pass breakups.

Born in Georgia and raised in Florida, McDowell was a four-year letterman at the University of Miami and earned a National Championship ring as a starter on the undefeated 1987 squad under former head coach Jimmy Johnson. McDowell was also recognized by ESPN for his play on the gridiron that season as his knockdown of a two-point attempt against longtime rival Florida State was featured as the 11th-best play that defined college football. He graduated with a degree in business management in 1989.

McDowell was drafted by the NFL’s Houston Oilers in 1989 and immediately became a

starter en route to earning First Team All-Rookie Accolades from Pro Football Weekly and Football News. After a solid rookie year, McDowell played a big part in the Oilers’ success on the field as they posted five consecutive winning seasons and five AFC Playoff berths from 1989 to 1993. In 1991, McDowell earned NFL All-Pro Honors and was honored by the Oilers with the “Ed Block Memorial Courage Award” which acknowledged his courage in the pursuit of professional excellence.

During his final season with the Oilers in 1994, McDowell was selected as the Houston Oilers’ NFL Man of the Year for his work in the community. McDowell moved to the state of North Carolina prior to the 1995 season and helped usher in a new era as he played on the inaugural roster of the Carolina Panthers before retiring the next season.

Despite concluding his career in North Carolina, McDowell remained popular in the city of Houston for his work in both the business and community sectors. In 1995, he became one of the first two professional athletes to receive the Human Enrichment of Life “Young African American Achiever” award. During the same year, he became the first athlete ever to receive the Friends of Friends “Positive Influential African American Male” award. In 1996, McDowell earned the first “Warren Moon Athletic and Community Service Award” from Houston’s United Negro College Fund which recognized former professional athletes who have excelled in their particular sport while improving the lives of others.

McDowell remained active in a variety of athletic ventures across the Houston area in addition to coaching on the high school level for several years. He has also completed NFL Minority Coaching Internships with the Green Bay Packers, Miami Dolphins, and Houston Texans.

McDowell has two sons, Trey and Myles.

## PVAMU QUICK FACTS

**LOCATION** Prairie View, Texas

**FOUNDED** 1876

**ENROLLMENT** 9,350

**COLORS** Purple and Gold

**WEBSITE** [pvpanthers.com](http://pvpanthers.com)

**PRESIDENT** Dr. Tomikia P. LeGrande

**DIRECTOR OF ATHLETICS** Anton Goff

**SWA** Alicia Pete

**FACULTY REP** Dr. George Brown

**NIKE FOOTBALL**





## COACHING STAFF



**MARK FREDERICK**  
Asst. Head Coach /  
Offensive Coordinator



**REGGIE MOORE**  
Wide Receivers / Offensive  
Pass Coordinator



**ASHTON GREEN**  
Offensive Line / Recruiting  
Coordinator Coach



**MARCUS BRADLEY**  
Running Backs / Walk-On  
Coordinator Coach



**ALVIN FOSSELMAN**  
Defensive Coordinator /  
Linebackers



**DAN LEMKE**  
Def. Backs / Corner Backs /  
Def. Pass Coordinator



**MARLON WATSON**  
Special Team Coordinator /  
Defensive Line Coach



**JONAS JACKSON**  
Defensive Line Coach



**RYAN BURTON**  
Nickels Coach / Video  
Coordinator




**RAMIRO ALVAREZ**  
Strength & Conditioning  
Coach

# PRAIRIE VIEW A&M



TRE'VION GREEN



BRIAN JENKINS, JR.



STACY BROWN



SHEMAR SAVAGE



CONNOR WISHAM



FREDDIE BYRD, III



CALEB JOHNSON



COBY CAVIL



TREYLAN JAMES



AHMAD ANTOINE



AHMAD ROBINSON



JAHQUAN BLOOMFIELD



JEREMIAH HARRIS



RONALD YOUNG, JR.



BRAELEN PERRY



JADEN JOHNSON



KEYSHAWN JOHNSON




NEVON COOPER



TREJON SPILLER




DAGOSTINO SAINTAL



CAMERON FRANKLIN



TRAZON CONNLEY



KACE WILLIAMS



CHRIS HERRON



KENNETH "KJ" PATTERSON



# PRAIRIE VIEW A&M



KHRISTOPHER SIMMONS



DEJUAN LEWIS



TERRELL COLEMAN, JR.




MALACHI HARRISON



BRYCE MCDONALD



JAMARIOUS BROOKS



TRAVIS PEARSON, II



BENJAMIN STEWART



JAYLEN STANFORD



TARIQ MULMORE



CODY MAYBERRY



DARREN VASQUEZ



MYLES MCHANNEY, IV



MARQUISE DOUCETTE



G. GARCIA RODRIGUEZ



TEYLAN NELSON



TAYVIAN GUIDRY



ROBERT EDMONSON, JR.



WARREN SHANKLE



JAYVEN JACKSON



KENDEN JONES



DAVIER FAIRROW



EFREN JASSO




MICHAEL NOUBISSI



NIGEL HILL

# PRAIRIE VIEW A&M



ADRIAN LACY



JAHIEM O'HARA




DONALD THOMPSON, III



ARRINGTON TAYLOR



WILLIE BROOKS




KHAMARI STEWART



CHANS JONES



TREVOR JAKS



JADRIEN COLLARD



KOLBI LEWIS



CADEN BOWERS



PEDRO DA SILVA



KEVIN TYLER



ERIC DUNN



STEVEN THOMAS



# PRAIRIE VIEW A&M



ALLEN JONES



DYLAN DOMEL



MEKHI METCALF



MARCUS WHITAKER



DAVID MURRAY



RONALD JONES, JR.



DERRICK RAY, JR.



JAMAL MARSHALL



JABEZ OLIPHANT



GODLEY TITO CHIKERE



CARLOS VILLAGOMEZ



CALVIN PRESSLEY, JR.

# PRAIRIE VIEW A&M

#	PLAYER	POS	HT	WT	YR	HOMETOWN	#	PLAYER	POS	HT	WT	YR	HOMETOWN
0	Tre'Vion Green	LB	6-1	217	SR	Fort Worth, Texas	40	G. Garcia Rodriguez	K I P	6-1	194	SR	Dickinson, Texas
0	Brian Jenkins, Jr.	WR	5-7	160	GR	Daytona Beach, Fla.	41	Teylan Nelson	LB	5-10	220	R-FR	Cypress, Texas
1	Stacy Brown	S	6-3	201	SR	Dallas, Texas	42	Tayvian Guidry	LB	6-0	205	R-SO	Rosenberg, Texas
1	Shemar Savage	WR	6-4	210	JR	Lompoc, Calif.	43	Robert Edmonson, Jr.	LB	6-3	195	FR	Houston, Texas
2	Connor Wisham	RB	5-11	180	SO	Baton Rouge, La.	44	Warren Shankle	LB	6-1	230	JR	Houston, Texas
3	Freddie Byrd, III	CB	6-1	175	JR	Woodville, Miss.	45	Jayven Jackson	LB	6-0	205	FR	Houston, Texas
3	Caleb Johnson	RB	5-9	210	GR	Memphis, Tenn.	46	Kenden Jones	LB	6-1	215	R-SR	Humble, Texas
4	Coby Cavil	WR	5-8	152	SO	Cedar Hill, Texas	47	Davier Fairrow	DE	6-2	230	JR	Indianapolis, Ind.
5	Treytan James	FS	6-3	185	FR	Baton Rouge, La.	48	Efren Jasso	P	6-2	205	SO	Houston, Texas
5	Ahmad Antoine	RB	5-10	200	SR	Port Sulphur, La.	50	Michael Noubissi	DE	6-3	240	JR	Houston, Texas
6	Ahmad Robinson	CB	6-0	180	SO	St. Louis, Mo.	51	Nigel Hill	LB	6-0	215	FR	Houston, Texas
6	Jahquan Bloomfield	WR	6-2	185	SR	Ottawa, Ontario, Canada	54	Adrian Lacy	LB	5-10	210	R-SR	Tyler, Texas
7	Jeremiah Harris	LB	6-1	220	R-JR	Houston, Texas	55	Jahiem O'Hara	OL	6-6	260	FR	Cypress, Texas
7	Ronald Young, Jr.	RB	6-0	180	FR	Lake Charles, La.	59	Donald Thompson, III	DL	6-2	275	R-FR	Fort Worth, Texas
8	Braelen Perry	DL	6-3	295	SO	Tuscaloosa, Ala.	60	Arrington Taylor	OL	6-4	330	GR	Dallas, Texas
8	Jaden Johnson	QB	6-2	206	R-JR	South Memphis, Tenn.	62	Willie Brooks	OL	6-1	260	R-FR	Houston, Texas
9	Keyshawn Johnson	LB	6-0	230	GR	Duncanville, Texas	66	Khamari Stewart	OL	5-11	280	JR	Marion, Ark.
9	Nevon Cooper	WR	5-11	165	SO	San Antonio, Texas	67	Chans Jones	OL	6-2	310	SR	Dallas, Texas
10	Trejon Spiller	WR	6-2	187	JR	Killeen, Texas	68	Trevor Jaks	OL	6-4	290	R-SO	Atascocita, Texas
12	Dagostino Saintal	WR	6-2	190	JR	New Orleans, La.	69	Jadrien Collard	OL	6-2	310	R-FR	Houston, Texas
13	Cameron Franklin	FS	6-2	195	R-SO	Sweeny, Texas	71	Kolbi Lewis	OL	6-4	330	SR	Cypress, Texas
14	Trazon Connley	QB	6-2	185	R-SR	Dallas, Texas	72	Caden Bowers	OL	6-4	370	FR	Dallas, Texas
15	Kace Williams	QB	6-1	195	SO	Dallas, Texas	73	Pedro Da Silva	OL	6-2	332	FR	Katy, Texas
16	Chris Herron	WR	6-2	208	JR	Missouri City, Texas	74	Kevin Tyler	OL	6-3	319	JR	St. Louis, Mo.
17	Kenneth "KJ" Patterson	QB	6-0	200	SO	Cypress, Texas	75	Eric Dunn	OL	6-6	290	SR	Kentwood, La.
18	Khristopher Simmons	WR	6-2	109	SR	Zachary, La.	77	Steven Thomas	OL	6-6	330	SO	Houston, Texas
20	DeJuan Lewis	DB	5-11	185	SO	Houston, Texas	79	Allen Jones	OL	6-6	327	JR	Detroit, Mich.
22	Terrell Coleman, Jr.	DB	5-10	185	JR	Crosby, Miss.	80	Dylan Domel	TE	6-3	230	SO	San Antonio, Texas
24	Malachi Harrison	CB	5-10	170	JR	Rancho Cucamonga, Calif.	83	Mekhi Metcalf	WR	6-4	195	SR	Seattle Wash.
26	Bryce McDonald	FS	6-1	175	FR	Houston, Texas	84	Marcus Whitaker	TE	6-5	225	SR	West Memphis, Ark.
27	Jamarious Brooks	RB	5-9	190	SO	Memphis, Tenn.	89	David Murray	TE	6-0	220	SO	Katy, Texas
28	Travis Pearson, II	DB	5-11	170	JR	Birmingham, Ala.	90	Ronald Jones, Jr.	DL	6-3	235	JR	Houston, Texas
30	Benjamin Stewart	LS	6-0	225	JR	League City, Texas	91	Derrick Ray, Jr.	DT	6-2	275	SR	Richmond, Texas
31	Jaylen Stanford	DB	5-11	191	SR	Houston, Texas	93	Jamal Marshall	DL	6-0	311	SR	Fort Worth, Texas
33	Tariq Mulmore	FS	5-11	220	SR	New Orleans La.	95	Jabez Oliphant	DL	6-4	300	JR	Gainesville, Ga.
35	Cody Mayberry	DB	5-10	180	R-SO	Fort Worth, Texas	96	Godley Tito Chikere	DL	6-4	255	SO	Houston, Texas
36	Darren Vasquez	DE	6-4	246	JR	Orange County, Calif.	97	Carlos Villagomez	K/P	5-10	165	JR	Richmond, Texas
37	Myles McHaney, IV	DE	6-3	235	SR	Macomb, Mich.	99	Calvin Pressley, Jr.	DL	6-5	260	JR	Philadelphia, Pa.
38	Marquise Doucette	WR	5-10	170	JR	McNair, Texas							



## DEPTH CHART

### OFFENSE

<b>LT</b>	79 ALLEN JONES 78 Jalen Cooper
<b>LG</b>	67 CHANS JONES 69 Jadrien Collard
<b>C</b>	71 KOLBI LEWIS 73 Pedro Da Silva
<b>RG</b>	60 ARRINGTON TAYLOR 72 Caden Bowers
<b>RT</b>	75 ERIC DUNN 74 Kevin Tyler
<b>TE</b>	89 DAVID MURRAY 80 Dylan Domel
<b>XWR</b>	10 TREJON SPILLER 16 Chris Herron
<b>ZWR</b>	6 JAQUAN BLOOMFIELD 83 Mekhi Metcalf
<b>HWR</b>	0 BRIAN JENKINS 4 Colby Cavil
<b>YWR</b>	18 KHRIS SIMMONS 12 Dagostino Saintal
<b>RB</b>	5 AHMAD ANTOINE 7 Ronald Young
<b>QB</b>	14 TRAZON CONNELLY 15 Kace Williams

### DEFENSE

<b>DT</b>	73 JAMAL MARSHALL 11 Steven Shaw, Jr.
<b>DE</b>	36 DARREN VASQUEZ 47 Davier Fairrow
<b>DT</b>	99 "CJ" PRESSLEY, JR. 8 Braelen Perry
<b>DE</b>	37 MYLES MCHANEY, IV 50 Michael Noubissi
<b>MLB</b>	9 KEYSHAWN JOHNSON 44 Warren Shankle
<b>WLB</b>	0 TRE'VION GREEN 7 Jeremiah Harris
<b>FS</b>	33 TARIQ MULMORE 13 Cameron Franklin
<b>CB</b>	6 AHMAD ROBINSON 28 Travis Pearson, II
<b>NK</b>	22 TERRELL COLEMAN, JR. 31 Jaylen Stanford
<b>SS</b>	20 DEJUAN LEWIS 1 Stacy Brown
<b>CB</b>	3 FREDDIE BYRD, III 24 Malachi Harrison

### SPECIAL TEAMS

<b>LS</b>	30 BEN STEWART 44 Warren Shankle
<b>P</b>	48 EFREN JASSO 40 G. Garcia Rodriguez
<b>K</b>	97 CARLOS VILLAGOMEZ 40 G. Garcia Rodriguez
<b>H</b>	48 EFREN JASSO 16 Chris Herron
<b>PR</b>	0 BRIAN JENKINS, JR. 22 Terrell Coleman, Jr.
<b>KR</b>	38 MARQUISE DOUCETTE



cricket

Academy  
SPORTS+OUTDOORS



RETOOL  
YOUR  
SCHOOL



 **SWAC**

**BUILDING CHAMPIONS FOR LIFE**

# CHAMPIONSHIP GAME HISTORY



PRESENTED BY 

The SWAC Football Championship Game began in 1999, with conference teams beginning play in an East-West divisional format, allowing division winners to meet on the field to decide a champion.

Through an agreement forged with the City of Birmingham, Ala. the Southwestern Athletic Conference staged its first championship game at historic Legion Field. On December 11, 1999, Jackson State (East champion) and Southern University (West champion) kicked off the inaugural SWAC Football Championship game. Southern came from behind for a 31-30 win.

In the 24 championship games since 1999, ten of the 12 conference schools have earned a berth to play for the title. From the Western Division, Grambling State has earned a trip to the championship ten times — the most of any SWAC school — and posts a 8-2 record. Southern has played in the title game eight times with a 3-5 record, while Arkansas-Pine Bluff has made three appearances capturing its first outright league title in football in 2012. Prairie View A&M and Texas Southern have each won a title.

Alcorn State is 4-2 in the title game, winning back-to-back championships in 2014 and 2015 and again in 2018 and 2019. Alabama A&M has represented the Eastern Division seven times and posted a 2-5 record in the championship game. Alabama State is 1-3 in its four appearances, winning in 2004, while Jackson State is 3-4 in four championship games as it won in 2007, 2021 and 2022.

The football championship game was held at NRG Stadium, home of the NFL's Houston Texans, from 2013 to 2017. Beginning in 2018, the SWAC Football Championship game has been played at the home field of the highest-ranked finalist.

## SWAC FOOTBALL CHAMPIONSHIP GAME RECORDS, 1999 – 2022

WEST	APP.	W-L	LAST APP.	EAST	APP.	W-L	LAST APP.
Alcorn State	6	4-2	2019	Alabama A&M	7	2-5	2021
Grambling State	10	8-2	2017	Alabama State	4	1-3	2010
Prairie View	2	1-1	2021	Bethune	0	0-0	
Southern	8	3-5	2022	Florida A&M	0	0-0	
Texas Southern	1	1-0	2010	Jackson State	7	3-4	2022
Arkansas-Pine Bluff	3	1-2	2021	Mississippi Valley	0	0-0	



# CHAMPIONSHIP GAME HISTORY



PRESENTED BY



## SWAC FOOTBALL CHAMPIONSHIP GAME RESULTS

1999	<b>SOUTHERN 31, JACKSON STATE 30</b>	Birmingham, AL	47,621
2000	<b>GRAMBLING STATE 14, ALABAMA A&amp;M 6</b>	Birmingham, AL	34,687
2001	<b>GRAMBLING STATE 38, ALABAMA STATE 31</b>	Birmingham, AL	38,487
2002	<b>GRAMBLING STATE 31, ALABAMA A&amp;M 19</b>	Birmingham, AL	23,727
2003	<b>SOUTHERN 20, ALABAMA STATE 9</b>	Birmingham, AL	31,617
2004	<b>ALABAMA STATE 40, SOUTHERN 35</b>	Birmingham, AL	22,327
2005	<b>GRAMBLING STATE 45, ALABAMA A&amp;M 6</b>	Birmingham, AL	20,612
2006	<b>ALABAMA A&amp;M 22, ARKANSAS PINE BLUFF 13</b>	Birmingham, AL	30,213
2007	<b>JACKSON STATE 42, GRAMBLING STATE 31</b>	Birmingham, AL	43,236
2008	<b>GRAMBLING STATE 41, JACKSON STATE 9</b>	Birmingham, AL	25,873
2009	<b>PRAIRIE VIEW A&amp;M 30, ALABAMA A&amp;M 24</b>	Birmingham, AL	20,218
2010	<b>TEXAS SOUTHERN 11, ALABAMA STATE 6</b>	Birmingham, AL	22,350
2011	<b>GRAMBLING STATE 16, ALABAMA A&amp;M 15</b>	Birmingham, AL	23,476
2012	<b>ARKANSAS PINE BLUFF 24, JACKSON STATE 21 (OT)</b>	Birmingham, AL	32,480
2013	<b>SOUTHERN 34, JACKSON STATE 27 (2OT)</b>	Houston, TX	38,985
2014	<b>ALCORN STATE 38, SOUTHERN 24</b>	Houston, TX	39,583
2015	<b>ALCORN STATE 49, GRAMBLING STATE 21</b>	Houston, TX	40,352
2016	<b>GRAMBLING STATE 27, ALCORN STATE 20</b>	Houston, TX	24,917
2017	<b>GRAMBLING STATE 40, ALCORN STATE 32</b>	Houston, TX	24,620
2018	<b>ALCORN STATE 37, SOUTHERN 28</b>	Lorman, MS	22,500
2019	<b>ALCORN STATE 39, SOUTHERN 24</b>	Lorman, MS	22,365
2021 Spring	<b>ALABAMA A&amp;M 40, ARKANSAS PINE BLUFF 33</b>	Jackson, MS	17,248
2021	<b>JACKSON STATE 27, PRAIRIE VIEW A&amp;M 10</b>	Jackson, MS	50,128
2022	<b>JACKSON STATE 43, SOUTHERN 24</b>	Jackson, MS	53,754

# SWAC FOOTBALL CHAMPIONSHIPS

**December 11, 1999**

**SU 31, JSU 30**

Attendance: 47,621

Legion Field, Birmingham, AL

SCORE BY QUARTERS	1	2	3	4	FINAL
JACKSON STATE	10	0	0	20	30
SOUTHERN UNIVERSITY	3	14	7	7	31

TEAM STATISTICS	JSU	SU
FIRST DOWNS	15	13
RUSHES-YARDS (NET)	26-38	31-71
PASSING YDS (NET)	332	426
Passes Att-Comp-Int	43-17-4	41-21-1
TOTAL OFFENSE PLAYS-YARDS	69-370	72-497
Fumble Returns-Yards	2-3	0-0
Punt Returns-Yards	4-90	5-21
Kickoff Returns-Yards	4-75	5-77
Interception Returns-Yards	1-3	4-0
Punts (Number-Avg)	8-34.6	9-42.3
Fumbles-Lost	3-1	6-2
Penalties-Yards	8-66	8-91
Possession Time	29:15	30:45
Third-Down Conversions	1 of 13	3 of 17
Fourth-Down Conversions	0 of 0	1 of 2
Red-Zone Scores-Chances	0-0	0-0
Sacks By: Number-Yards	1-0	1-0

**December 2, 2000**

**GSU 14, AAMU 6**

Attendance: 34,687

Legion Field, Birmingham, AL

SCORE BY QUARTERS	1	2	3	4	FINAL
GRAMBLING STATE	7	0	0	7	14
ALABAMA A&M	0	6	0	0	6

**MVPS OF THE GAME**  
AAMU - Off: Kelvin Robinson | Def: Eric Chappell  
GSU - Off: Scotty Anderson | Def: Calvin Spearks

TEAM STATISTICS	GSU	AAMU
FIRST DOWNS	12	9
RUSHES-YARDS (NET)	31-12	35-64
PASSING YDS (NET)	293	82
Passes Att-Comp-Int	37-17-1	24-11-2
TOTAL OFFENSE PLAYS-YARDS	68-281	59-146
Fumble Returns-Yards	0-0	1-95
Punt Returns-Yards	5-9	4-4
Kickoff Returns-Yards	2-16	3-42
Interception Returns-Yards	2-47	1-8
Punts (Number-Avg)	11-31.2	9-41.0
Fumbles-Lost	2-1	2-1
Penalties-Yards	9-85	8-71
Possession Time	29:39	30:21
Third-Down Conversions	3 of 15	3 of 15
Fourth-Down Conversions	0 of 0	0 of 3
Red-Zone Scores-Chances	0-0	0-0
Sacks By: Number-Yards	3-20	8-55

**December 1, 2001**

**GSU 38, ALST 31**

Attendance: 38,487

Legion Field, Birmingham, AL

SCORE BY QUARTERS	1	2	3	4	FINAL
ALABAMA STATE	7	10	14	0	31
GRAMBLING STATE	3	6	15	14	38

TEAM STATISTICS	ALST	GSU
FIRST DOWNS	17	23
RUSHES-YARDS (NET)	31-114	36-182
PASSING YDS (NET)	286	218
Passes Att-Comp-Int	29-19-0	32-16-1
TOTAL OFFENSE PLAYS-YARDS	60-400	68-400
Fumble Returns-Yards	0-0	0-0
Punt Returns-Yards	2-6	2-12
Kickoff Returns-Yards	7-146	5-87
Interception Returns-Yards	1-9	0-0
Punts (Number-Avg)	4-52.5	4-42.5
Fumbles-Lost	3-3	1-1
Penalties-Yards	21-147	10-97
Possession Time	27:53	32:07
Third-Down Conversions	9 of 14	8 of 14
Fourth-Down Conversions	0 of 0	1 of 1
Red-Zone Scores-Chances	4-5	4-4
Sacks By: Number-Yards	3-12	2-11

**December 14, 2002**

**GSU 31, AAMU 9**

Attendance: 23,727

Legion Field, Birmingham, AL

SCORE BY QUARTERS	1	2	3	4	FINAL
ALABAMA A&M	0	0	8	11	19
GRAMBLING STATE	3	0	7	21	31

**MVPS OF THE GAME**  
AAMU - Off: Jeremiah Bonds | Def: Henry Freeman  
GSU - Off: Bruce Eugene | Def: Octavius Bond

TEAM STATISTICS	AAMU	GSU
FIRST DOWNS	13	27
RUSHES-YARDS (NET)	36-162	19-33
PASSING YDS (NET)	153	413
Passes Att-Comp-Int	27-8-4	59-28-2
TOTAL OFFENSE PLAYS-YARDS	63-315	78-446
Fumble Returns-Yards	0-0	0-0
Punt Returns-Yards	4-18	3-4
Kickoff Returns-Yards	6-115	4-76
Interception Returns-Yards	2-12	4-123
Punts (Number-Avg)	6-45.8	6-33.7
Fumbles-Lost	0-0	1-1
Penalties-Yards	8-88	15-111
Possession Time	31:03	28:57
Third-Down Conversions	2 of 14	4 of 14
Fourth-Down Conversions	1 of 3	0 of 3
Red-Zone Scores-Chances	1-2	3-4
Sacks By: Number-Yards	3-17	0-0

# SWAC FOOTBALL CHAMPIONSHIPS

**December 13, 2003**

**SU 20, ALST 9**

Attendance: 31,617

Legion Field, Birmingham, AL

<b>SCORE BY QUARTERS</b>	<b>1</b>	<b>2</b>	<b>3</b>	<b>4</b>	<b>FINAL</b>
SOUTHERN	10	7	3	0	20
ALABAMA STATE	0	3	0	6	9

## **MVPS OF THE GAME**

Southern - Quincy Richard; Ala St. - Keldrick Williams

<b>TEAM STATISTICS</b>	<b>SU</b>	<b>ALST</b>
FIRST DOWNS	13	15
RUSHES-YARDS (NET)	31-63	28-107
PASSING YDS (NET)	186	269
Passes Att-Comp-Int	34-19-1	41-18-2
TOTAL OFFENSE PLAYS-YARDS	65-249	69-376
Fumble Returns-Yards	0-0	0-0
Punt Returns-Yards	1-31	2-12
Kickoff Returns-Yards	1-69	2-55
Interception Returns-Yards	2-23	1-5
Punts (Number-Avg)	8-33.8	5-26.0
Fumbles-Lost	1-0	3-2
Penalties-Yards	6-40	10-64
Possession Time	32:29	27:31
Third-Down Conversions	4 of 17	5 of 15
Fourth-Down Conversions	1 of 2	0 of 3
Red-Zone Scores-Chances	3-3	0-1
Sacks By: Number-Yards	3-19	1-7

**December 11, 2004**

**ALST 40, SU 35**

Attendance: 22,327

Legion Field, Birmingham, AL

<b>SCORE BY QUARTERS</b>	<b>1</b>	<b>2</b>	<b>3</b>	<b>4</b>	<b>FINAL</b>
ALABAMA STATE	0	7	14	19	40
SOUTHERN	7	7	14	7	35

## **MVPS OF THE GAME**

ALST - Off: Tavaris Jackson Def: Travis Logan

<b>TEAM STATISTICS</b>	<b>ALST</b>	<b>SU</b>
FIRST DOWNS	27	37
RUSHES-YARDS (NET)	43-168	35-188
PASSING YDS (NET)	289	380
Passes Att-Comp-Int	35-18-1	42-27-4
TOTAL OFFENSE PLAYS-YARDS	78-457	77-568
Fumble Returns-Yards	1-19	0-0
Punt Returns-Yards	0-0	2-14
Kickoff Returns-Yards	4-88	3-31
Interception Returns-Yards	4-106	1-52
Punts (Number-Avg)	4-34.5	3-37.0
Fumbles-Lost	1-1	3-2
Penalties-Yards	7-41	13-101
Possession Time	31:17	27:28
Third-Down Conversions	6 of 14	3 of 8
Fourth-Down Conversions	0 of 1	1 of 1
Red-Zone Scores-Chances	5-5	2-4
Sacks By: Number-Yards	1-4	1-15

**December 10, 2005**

**GSU 45, AAMU 6**

Attendance: 20,612

Legion Field, Birmingham, AL

<b>SCORE BY QUARTERS</b>	<b>1</b>	<b>2</b>	<b>3</b>	<b>4</b>	<b>FINAL</b>
ALABAMA A&M	6	0	0	0	6
GRAMBLING STATE	6	6	27	6	45

## **MVPS OF THE GAME**

AAMU - Emmanuel Edwards; GSU - Bruce Eugene

<b>TEAM STATISTICS</b>	<b>AAMU</b>	<b>GSU</b>
FIRST DOWNS	19	30
RUSHES-YARDS (NET)	31-152	26-110
PASSING YDS (NET)	187	473
Passes Att-Comp-Int	34-18-2	47-30-0
TOTAL OFFENSE PLAYS-YARDS	65-339	73-583
Fumble Returns-Yards	1-2	2-35
Punt Returns-Yards	1-4	2-48
Kickoff Returns-Yards	5-126	2-36
Interception Returns-Yards	0-0	2-24
Punts (Number-Avg)	3-39.7	1-47.0
Fumbles-Lost	3-3	3-2
Penalties-Yards	9-66	16-146
Possession Time	31:32	28:28
Third-Down Conversions	5 of 12	3 of 10
Fourth-Down Conversions	0 of 3	4 of 5
Red-Zone Scores-Chances	1-3	4-5
Sacks By: Number-Yards	1-3	1-2

**December 16, 2006**

**AAMU 22, UAPB 13**

Attendance: 30,213

Legion Field, Birmingham, AL

<b>SCORE BY QUARTERS</b>	<b>1</b>	<b>2</b>	<b>3</b>	<b>4</b>	<b>FINAL</b>
ARKANSAS-PINE BLUFF	0	7	0	6	13
ALABAMA A&M	3	3	9	7	22

## **MVPS OF THE GAME**

Offensive: Tamar Scott (AAMU)  
Defensive: Johnny Baldwin (AAMU)

<b>TEAM STATISTICS</b>	<b>UAPB</b>	<b>AAMU</b>
FIRST DOWNS	8	19
RUSHES-YARDS (NET)	26-15	41-189
PASSING YDS (NET)	107	157
Passes Att-Comp-Int	21-9-2	25-17-0
TOTAL OFFENSE PLAYS-YARDS	47-122	66-346
Fumble Returns-Yards	0-0	0-0
Punt Returns-Yards	0-0	1-0
Kickoff Returns-Yards	3-95	2-55
Interception Returns-Yards	0-0	2-0
Punts (Number-Avg)	6-35.7	4-33.0
Fumbles-Lost	1-1	0-0
Penalties-Yards	4-30	9-73
Possession Time	23:12	36:48
Third-Down Conversions	3 of 12	5 of 13
Fourth-Down Conversions	1 of 1	0 of 0
Red-Zone Scores-Chances	1-2	5-6
Sacks By: Number-Yards	0-0	6-46



# SWAG FOOTBALL CHAMPIONSHIPS

**December 13, 2007**

**JSU 42, GSU 31**

Attendance: 43,236

Legion Field, Birmingham, AL

SCORE BY QUARTERS	1	2	3	4	FINAL
GRAMBLING STATE	9	3	19	0	31
JACKSON STATE	14	14	0	14	42

## MVPS OF THE GAME

Offensive: Jimmy Oliver (JSU)

Defensive: Dominique Johnson (JSU)

TEAM STATISTICS	GSU	JSU
FIRST DOWNS	18	20
RUSHES-YARDS (NET)	32-97	39-167
PASSING YDS (NET)	229	249
Passes Att-Comp-Int	38-18-3	30-16-1
TOTAL OFFENSE PLAYS-YARDS	70-326	69-416
Fumble Returns-Yards	0-0	0-0
Punt Returns-Yards	1-3	3-5
Kickoff Returns-Yards	6-91	4-66
Interception Returns-Yards	1-17	3-77
Punts (Number-Avg)	6-38.5	4-28.8
Fumbles-Lost	1-0	4-2
Penalties-Yards	13-103	16-143
Possession Time	28:53	30:06
Third-Down Conversions	4 of 15	7 of 15
Fourth-Down Conversions	2 of 2	0 of 0
Red-Zone Scores-Chances	2-3	4-4
Sacks By: Number-Yards	0-0	4-28

**December 12, 2009**

**PVAM 30, AAMU 24**

Attendance: 20,218

Legion Field, Birmingham, AL

SCORE BY QUARTERS	1	2	3	4	FINAL
PRAIRIE VIEW A&M	3	7	7	13	30
ALABAMA A&M	7	7	0	10	24

TEAM STATISTICS	PVAM	AAMU
FIRST DOWNS	21	24
RUSHES-YARDS (NET)	29-117	43-249
PASSING YDS (NET)	258	154
Passes Att-Comp-Int	28-18-0	27-12-0
TOTAL OFFENSE PLAYS-YARDS	57-375	70-403
Fumble Returns-Yards	0-0	0-0
Punt Returns-Yards	0-0	1-26
Kickoff Returns-Yards	5-97	6-145
Interception Returns-Yards	0-0	0-0
Punts (Number-Avg)	3-36.3	2-30.5
Fumbles-Lost	1-1	3-2
Penalties-Yards	9-57	13-112
Possession Time	28:18	31:42
Third-Down Conversions	7 of 13	7 of 14
Fourth-Down Conversions	1 of 1	1 of 1
Red-Zone Scores-Chances	2-2	4-5
Sacks By: Number-Yards	1-8	0-0

**December 13, 2008**

**GSU 41, JSU 9**

Attendance: 25,873

Legion Field, Birmingham, AL

SCORE BY QUARTERS	1	2	3	4	FINAL
JACKSON STATE	0	0	9	0	9
GRAMBLING STATE	13	0	21	7	41

## MVPS OF THE GAME

Offensive: GSU QB #1 Greg Dillon

Defensive: GSU DL #90 Christian Anthony

TEAM STATISTICS	JSU	GSU
FIRST DOWNS	10	16
RUSHES-YARDS (NET)	30-56	42-114
PASSING YDS (NET)	168	179
Passes Att-Comp-Int	27-10-3	22-15-1
TOTAL OFFENSE PLAYS-YARDS	57-224	64-293
Fumble Returns-Yards	0-0	1-7
Punt Returns-Yards	1-3	1-3
Kickoff Returns-Yards	7-103	3-134
Interception Returns-Yards	1-0	3-113
Punts (Number-Avg)	6-43.7	4-26.5
Fumbles-Lost	2-2	1-1
Penalties-Yards	7-56	7-35
Possession Time	27:50	32:10
Third-Down Conversions	5 of 14	7 of 15
Fourth-Down Conversions	0 of 1	0 of 1
Red-Zone Scores-Chances	1-1	3-4
Sacks By: Number-Yards	3-33	3-24

**December 13, 2010**

**TXSO 11, ALST 6**

Attendance: 22,350

Legion Field, Birmingham, AL

SCORE BY QUARTERS	1	2	3	4	FINAL
TEXAS SOUTHERN	6	5	0	0	11
ALABAMA STATE	0	0	0	6	6

## MVPS OF THE GAME

Offensive: TSU QB #13 Riko Smalls

Defensive: TSU OLB #44 Dejuan Fulghum

TEAM STATISTICS	ALST	TXSO
FIRST DOWNS	7	18
RUSHES-YARDS (NET)	21-44	62-233
PASSING YDS (NET)	28	86
Passes Att-Comp-Int	22-5-1	15-90-0
TOTAL OFFENSE PLAYS-YARDS	43-72	77-319
Fumble Returns-Yards	0-0	0-0
Punt Returns-Yards	3-80	5-28
Kickoff Returns-Yards	3-48	2-9
Interception Returns-Yards	0-0	1-36
Punts (Number-Avg)	7-39.4	5-32.8
Fumbles-Lost	1-0	4-1
Penalties-Yards	10-65	10-75
Possession Time	18:38	41:22
Third-Down Conversions	2 of 11	7 of 17
Fourth-Down Conversions	1 of 2	1 of 2
Red-Zone Scores-Chances	1-2	2-3
Sacks By: Number-Yards	1-11	4-19

# SWAC FOOTBALL CHAMPIONSHIPS

**December 10, 2011**

**GSU 16, AAMU 15**

Attendance: 23,476

Legion Field, Birmingham, AL

SCORE BY QUARTERS	1	2	3	4	FINAL
GRAMBLING STATE	0	3	6	7	16
ALABAMA A&M	6	9	0	0	15

TEAM STATISTICS	GSU	AAMU
FIRST DOWNS	7	16
RUSHES-YARDS (NET)	34-83	41-149
PASSING YDS (NET)	100	182
Passes Att-Comp-Int	16-4-1	26-16-1
TOTAL OFFENSE PLAYS-YARDS	50-183	67-331
Fumble Returns-Yards	1-66	0-0
Punt Returns-Yards	4-16	2-13
Kickoff Returns-Yards	4-55	4-66
Interception Returns-Yards	1-0	1-7
Punts (Number-Avg)	7-43.7	9-33.8
Fumbles-Lost	4-2	2-1
Penalties-Yards	0-0	7-64
Possession Time	22:40	35:59
Third-Down Conversions	2 of 13	5 of 16
Fourth-Down Conversions	0 of 1	0 of 1
Red-Zone Scores-Chances	1-1	2-2
Sacks By: Number-Yards	0-0	3-21

**December 8, 2012**

**UAPB 24, JSU 21 (OT)**

Attendance: 32,480

Legion Field, Birmingham, AL

SCORE BY QUARTERS	1	2	3	4	OT	FINAL
JACKSON STATE	14	7	0	0	0	21
ARKANSAS-PINE BLUFF	0	14	0	7	3	24

TEAM STATISTICS	JKST	UAPB
FIRST DOWNS	21	19
RUSHES-YARDS (NET)	50-192	40-151
PASSING YDS (NET)	158	225
Passes Att-Comp-Int	26-12-0	25-13-2
TOTAL OFFENSE PLAYS-YARDS	76-350	65-376
Fumble Returns-Yards	0-0	1-73
Punt Returns-Yards	1-10	2-10
Kickoff Returns-Yards	4-66	4-58
Interception Returns-Yards	2-0	0-0
Punts (Number-Avg)	9-37.0	6-42.2
Fumbles-Lost	2-1	0-0
Penalties-Yards	7-56	9-74
Possession Time	35:28	24:32
Third-Down Conversions	4 of 16	4 of 13
Fourth-Down Conversions	0 of 0	0 of 1
Red-Zone Scores-Chances	1-1	2-3
Sacks By: Number-Yards	6-36	5-28

**December 7, 2013**

**SU 27, JSU 24**

Attendance: 38,985

NRG Stadium, Houston, TX

SCORE BY QUARTERS	1	2	3	4	5	FINAL
SOUTHERN	3	10	7	7	7	34
JACKSON STATE	0	10	14	3	0	27

TEAM STATISTICS	SUBR	JKST
FIRST DOWNS	21	22
NET YARDS RUSHING	100	119
NET YARDS PASSING	337	262
TOTAL OFFENSE YARDS	437	381
Total offense plays	87	74
Average Gain Per Play	5.0	5.1
FUMBLES: NUMBER-LOST	3-2	4-2
PENALTIES: NUMBER-YARDS	10-73	10-76
PUNTS-YARDS	5-206	6-282
KICKOFFS-YARDS	6-318	5-288
Average Yards Per Kickoff	53.0	57.6
Net Yards Per Kickoff	37.5	36.4
Touchbacks	0	0
PUNT RETURNS: NUMBER-YARDS-TD	2-32-0	1—9-0
Average Per Return	16.0	-9.0
KICKOFF RETURNS: NUMBER-YDS-TD	5-106-0	6-93-0
Average Per Return	21.2	15.5
POSSESSION TIME	37:35	22:25

**December 6, 2014**

**ASU 38, SU 24**

Attendance: 39,583

NRG Stadium, Houston, TX

SCORE BY QUARTERS	1	2	3	4	SCORE
Alcorn State	10	14	7	7	38
Southern U.	0	10	14	0	24

TEAM TOTALS	ALCN	SUBR
FIRST DOWNS	22	13
NET YARDS RUSHING	230	108
NET YARDS PASSING	250	160
TOTAL OFFENSE YARDS	480	268
Total offense plays	78	62
Average Gain Per Play	6.2	4.3
PUNTS-YARDS	7-212	7-258
Average Yards Per Punt	30.3	36.9
Net Yards Per Punt	9.3	32.7
KICKOFFS-YARDS	7-343	5-303
Average Yards Per Kickoff	49.0	60.6
Net Yards Per Kickoff	39.1	34.0
Touchbacks	0	0
Punt returns: Number-Yards-TD	2-4-0	3-122-2
Average Per Return	2.0	40.7
Kickoff returns: Number-Yds-TD	5-133-0	6-69-0
Average Per Return	26.6	11.5
Interceptions: Number-Yds-TD	0-0-0	1-11-0
Possession Time	37:05	22:55

# SWAG FOOTBALL CHAMPIONSHIPS

**December 5, 2015**

**ASU 49, GSU 21**

Attendance: 40,352

NRG Stadium, Houston, TX

**SCORE BY QUARTERS:**

	1	2	3	4
Alcorn State	14	14	7	14
Grambling State	0	14	0	7

**TEAM TOTALS**

	GRAM	ALCN
FIRST DOWNS	20	25
NET YARDS RUSHING	92	411
NET YARDS PASSING	225	202
Completions-Attempts-Int	19-38-3	15-24-0
Average Per Attempt	5.9	8.4
Average Per Completion	11.8	13.5
Passing Touchdowns	1	3
TOTAL OFFENSE YARDS	317	613
Total offense plays	65	74
Average Gain Per Play	4.9	8.3
PUNTS-YARDS	6-205	5-208
Average Yards Per Punt	34.2	41.6
Net Yards Per Punt	34.2	34.6
KICKOFFS-YARDS	4-229	8-489
Average Yards Per Kickoff	57.2	61.1
Punt returns: Number-Yards-TD	2-15-0	0-0-0
Kickoff returns: Number-Yds-TD	7-112-0	3-57-0
POSSESSION TIME	22:13	37:47

**December 3, 2016**

**GSU 27, ASU 20**

Attendance: 24,917

NRG Stadium, Houston, TX

**SCORE BY QUARTERS:**

	1	2	3	4	FINAL
Grambling State	0	0	14	13	27
Alcorn State	7	10	0	3	20

**TEAM TOTALS**

	GRAM	ALCN
FIRST DOWNS	19	21
NET YARDS RUSHING	175	189
NET YARDS PASSING	237	259
TOTAL OFFENSE YARDS	412	448
Total offense plays	59	69
Average Gain Per Play	7.0	6.5
Fumbles: Number-Lost	2-1	1-1
Penalties: Number-Yards	10-95	15-134
PUNTS-YARDS	6-192	4-148
KICKOFFS-YARDS	5-231	5-286
Punt returns: Number-Yards-TD	1-4-0	1-1-0
Average Per Return	4.0	1.0
Kickoff returns: Number-Yds-TD	4-142-0	5-76-0
Average Per Return	35.5	15.2
Interceptions: Number-Yds-TD	1-0-0	0-0-0
Fumble Returns: Number-Yds-TD	0-0-0	0-0-0
Miscellaneous Yards	0	0
Possession Time	25:56	34:04

**December 2, 2017**

**GSU 40, ASU 32**

Attendance: 24,620

NRG Stadium, Houston, TX

**SCORE BY QUARTERS**

	1	2	3	4	FINAL
GRAMBLING STATE	10	28	0	2	40
ALCORN STATE	10	0	0	22	32

**TEAM TOTALS**

	GSU	ASU
FIRST DOWNS	21	19
RUSHING (NET)	195	171
PASSING (NET)	307	268
TOTAL OFFENSE YD	502	439
Plays	70	72
Avg. / Play	7.2	6.1
Fumbles - Lost	3-2	2-2
Penalties - Yds.	6-42	8-60
Punts - Yds.	3-118	6-231
KICKOFFS Total - Yds.	5-242	7-440
Avg. Yds. / Kickoff	48.4	62.9
Punt: Total - Yds. - TDs	1-2-0	1-2-0
Punt: Avg. / Return	2.0	-2.0
Kickoff: Total - Yds. - TDs	6-130-0	4-55-0
Kickoff: Avg. / Return	21.7	13.8
INT: Total - Yds. - TDs	0-0-0	0-0-0
Fumble: Total - Yds. - TDs	1-18-0	0-0-0
Possession Time	26:47	33:13
Sacks: Total - Yds.	2-8	2-12
PAT: Total - Made	3-3	5-5
Field Goals: Total - Made	1-2	1-1

**December 1, 2018**

**ASU 37, SU 28**

Attendance: 22,500

Jack Spinks Stadium, Lorman, MS

**SCORE BY QUARTERS:**

	1	2	3	4
Alcorn State	14	7	6	10
Southern	14	0	14	0

**TEAM TOTALS**

	SOU	ALCN
FIRST DOWNS	18	26
NET YARDS RUSHING	123	370
Attempts	37	45
Average Per Attempt	3.3	8.2
NET YARDS PASSING	224	148
Completions-Attempts-Int	13-25-1	19-26-0
Average Per Attempt	9.0	5.7
TOTAL OFFENSE YARDS	347	518
POSSESSION TIME	27:55	32:05



# SWAC FOOTBALL CHAMPIONSHIPS

**December 7, 2019**

**ASU 39, SU 24**

Attendance: 22,365 Jack Spinks Stadium, Lorman, MS

<b>SCORE BY QUARTERS:</b>	<b>1</b>	<b>2</b>	<b>3</b>	<b>4</b>
Alcorn State	9	7	0	23
Southern	7	7	3	7

**MVPS OF THE GAME**

Offense: LeCharles Pringle – Alcorn State

Defense: Juwan Taylor – Alcorn State

<b>TEAM TOTALS</b>	<b>SOU</b>	<b>ALCN</b>
FIRST DOWNS	27	18
NET YARDS RUSHING	251	121
Attempts	50	33
Average Per Attempt	5.0	3.7
NET YARDS PASSING	168	226
Completions-Attempts-Int	19-35-3	12-26-3
Average Per Attempt	4.8	8.7
TOTAL OFFENSE YARDS	419	347
POSSESSION TIME	36:18	23:42

**May 1, 2021**

**AAMU 40, UAPB 33**

Attendance: 17,248 Mississippi Veterans Memorial Stadium  
Jackson, MS

<b>SCORE BY QUARTERS:</b>	<b>1</b>	<b>2</b>	<b>3</b>	<b>4</b>
UA-Pine Bluff	14	12	0	7
Alabama A&M	10	8	14	8

**MVPS OF THE GAME**

Offense: Aqeel Glass – Alabama A&M

Defense: Marcus Cushnie – Alabama A&M

<b>TEAM TOTALS</b>	<b>UAPB</b>	<b>AAMU</b>
FIRST DOWNS	18	30
NET YARDS RUSHING	88	97
Attempts	28	38
Average Per Attempt	3.1	2.6
NET YARDS PASSING	236	271
Completions-Attempts-Int	24-38-3	24-45-1
Average Per Attempt	6.2	6.0
TOTAL OFFENSE YARDS	324	368
POSSESSION TIME	26:06	33:54

**December 4, 2021**

**JSU 27, PVAMU 10**

Attendance: 50,128 Mississippi Veterans Memorial Stadium  
Jackson, MS

<b>SCORE BY QUARTERS:</b>	<b>1</b>	<b>2</b>	<b>3</b>	<b>4</b>
PVAMU	7	3	0	0
JSU	7	6	14	0

**MVPS OF THE GAME**

Offense: Peyton Pickett – Jackson State

Defense: James Houston – Jackson State

<b>TEAM TOTALS</b>	<b>PVAMU</b>	<b>JSU</b>
FIRST DOWNS	14	16
NET YARDS RUSHING	100	148
Attempts	38	44
Average Per Attempt	2.6	3.4
NET YARDS PASSING	130	85
Completions-Attempts-Int	10-27-3	8-16-1
Average Per Attempt	4.8	5.3
TOTAL OFFENSE YARDS	230	233
POSSESSION TIME	28:15	31:45

**December 3, 2022**

**JSU 43, SU 24**

Attendance: 53,754 Mississippi Veterans Memorial Stadium  
Jackson, MS

<b>SCORE BY QUARTERS:</b>	<b>1</b>	<b>2</b>	<b>3</b>	<b>4</b>
SU	0	10	14	0
JSU	26	7	10	0

**MVPS OF THE GAME**

Offense: Shedeur Sanders – Jackson State

Defense: Aubrey Miller – Jackson State

<b>TEAM TOTALS</b>	<b>SU</b>	<b>JSU</b>
FIRST DOWNS	20	25
NET YARDS RUSHING	195	119
Attempts	39	26
Average Per Attempt	5.0	4.6
NET YARDS PASSING	217	320
Completions-Attempts-Int	16-36	30-44
Average Per Attempt	6.0	7.3
TOTAL OFFENSE YARDS	412	439
POSSESSION TIME	27:57	32:03

# SWAC FOOTBALL CHAMPIONSHIP RECORDS

## TEAM HIGHS

### POINTS

49 Alcorn State vs Grambling State (2015)

### POINTS SCORED KICKING

12 Jackson State vs Southern (1999) [3fg,3pat]

### TOUCHDOWNS

7 Grambling State vs Alabama A&M (2005)

### TOTAL OFFENSE YARDS

613 Alcorn St vs Grambling S (2015) [411r, 202p]

### TOTAL OFFENSE PLAYS

78 Grambling St vs Alaa A&M (2002) [19r,59p]

78 Alabama State vs Southern (2004) [43r,35p]

### TOTAL OFFENSE YARDS/PLAY

8.3 Alcorn State vs Grambling St (2015) [74-613]

### RUSHING YARDS

411 Alcorn State vs Grambling State (2015)

### RUSHING ATTEMPTS

62 Texas Southern vs Alabama State (2010)

### YARDS PER RUSH

8.2 Alcorn St vs Grambling State (2015) [50-411]

### RUSHING TDS

6 Alabama State vs Southern (2004)

### LONGEST RUSH

84 Alcorn State vs. Grambling State (2015)

### PASSING YARDS

473 Grambling State vs Alabama A&M (2005)

### PASSING ATTEMPTS

59 Grambling State vs Alabama A&M (2002)

### PASSING TDS

6 Grambling State vs Alabama A&M (2005)

### LONGEST PASS

95 Arkansas Pine Bluff vs Jackson State (2012)

### PASSES COMPLETED

30 Grambling State vs Alabama A&M (2005)

### HAD INTERCEPTED

4 Jackson State vs Southern (1999)

4 Alabama A&M vs Grambling State (2002)

4 Southern vs Alabama State (2004)

### PASS COMPLETION PCT

68.2 Grambling St vs Jackson State (2008) [15-22]

### PASSING YARDS/ATTEMPT

10.4 Southern vs Jackson State (1999) [41-426]

### YARDS PER CATCH

25.0 Grambling vs. Alabama A&M (2011)

### FIELD GOAL ATTEMPTS

4 Alabama A&M vs Arkansas-Pine Bluff (2006)

### FIELD GOALS MADE

3 Jackson State vs Southern (1999)

3 Alabama A&M vs Arkansas-Pine Bluff (2006)

### LONGEST FIELD GOAL

47 Alabama State vs Southern (2003)

### FIELD GOAL PCT (MIN. 2 ATTEMPTS)

100.0 Jackson State vs Southern (1999) [3-3]

100.0 Southern vs Alabama State (2003 [2-2])

### PAT KICKS ATTEMPTED

6 Jackson State vs Grambling State (2007)

6 Grambling State vs Jackson State (2008)

### PAT KICKS MADE

6 Jackson State vs Grambling State (2007)

### PAT KICKS PCT (MIN. 4 ATTEMPTS)

100.0 Jackson State vs Grambling State (2007) [6-6]

100.0 Southern vs Alabama State (2004) [5-5]

100.0 Southern vs Jackson State (1999) [4-4]

### 2-POINT PAT ATTEMPTS

4 Grambling State vs Alabama A&M (2005)

### 2-POINT PATS MADE

2 Grambling State vs Jackson State (2007)

### PUNTS

11 Grambling State at Alabama A&M (2000)

### LONGEST PUNT

71 Alabama A&M vs Grambling State (2000)

### YARDS PUNTED

381 Southern vs Jackson State (1999) [9-381]

### PUNTING AVG

52.5 Alabama St vs Grambling St (2001) [4-210]

### PUNT RETURNS

5 Texas Southern vs Alabama State (2010)

5 Southern vs Jackson State (1999)

5 Grambling State at Alabama A&M (2000)

### PUNT RETURN YARDS

90 Jackson State vs Southern (1999)

### PUNT RETURN AVG

26.7 Alabama St vs Texas Southern (2010) [3-80]

### LONGEST PUNT RETURN

82 Jackson State vs Southern (1999)

### KICK RETURNS

7 Alabama State vs Grambling State (2001)

7 Jackson State vs Grambling State (2008)

### KICK RETURN YARDS

146 Alabama State vs Grambling State (2001)

### KICK RETURN AVG

44.7 Grambling St vs Jackson State (2008) [3-134]

### LONGEST KICK RETURN

91 Grambling State vs Jackson State (2008)

### KICK RETURN TDS

1 Grambling State vs Jackson State (2008)

### INTERCEPTIONS

4 Southern vs Jackson State (1999)

4 Grambling State vs Alabama A&M (2002)

4 Alabama State vs Southern (2004)

### INTERCEPTION RETURN YDS

123 Grambling State vs Alabama A&M (2002)

### INTERCEPTION RETURN AVG

37.7 Grambling St vs Jackson St ( 2008) [3-113]

### LONGEST INTERCEPTION RTN

85 Grambling State vs Jackson State (2008)

### INTERCEPTION RETURN TDS

1 Grambling State at Alabama A&M (2000)

1 Grambling State vs Alabama A&M (2002)

1 Jackson State vs Grambling State (2007)

1 Grambling State vs Jackson State (2008)

### FUMBLES LOST

3 Alabama State vs Grambling State (2001)

3 Alabama A&M vs Grambling State (2005)

### FUMBLES RECOVERED

3 Grambling State vs Alabama State (2001)

3 Grambling State vs Alabama A&M (2005)

### SACKED BY OPP

8 Grambling State at Alabama A&M (2000)

### QB SACKS

8 Alabama A&M vs GRAMBLING STATE (2000)

### TURNOVERS COMMITTED

6 Southern vs Alabama State (2004)

### TURNOVERS CAUSED

6 Alabama State vs Southern (2004)

### KICKS BLOCKED

1 (multiple games)

### FIRST DOWNS

37 Southern vs Alabama State (2004)

### 1ST DOWNS RUSHING

15 Alabama A&M vs Prairie View A&M (2009)

### 1ST DOWNS PASSING

22 Southern vs Alabama State (2004)

# SWAC FOOTBALL CHAMPIONSHIP RECORDS

## 1ST DOWNS BY PENALTY

5 Grambling State vs Alabama A&M (2002)  
5 Alabama State vs Southern (2004)

## PENALTIES

21 Alabama State vs Grambling State (,2001)

## PENALTIES YARDS

147 Alabama State vs Grambling State (2001)

## INDIVIDUAL HIGHS

### POINTS SCORED

24 WILLIAMS, Keldri (Alabama St) vs Southern (2004)  
24 TOLBERT, Henry (Grambling St) vs Ala. A&M (2005)

### TOUCHDOWNS

4 WILLIAMS, Keldri (Alabama St) vs Southern (2004)  
4 TOLBERT, Henry (Grambling St) vs Ala. A&M (2005)

### TD RESPONSIBILITY

6 EUGENE, Bruce (Grambling St) vs Ala. A&M (2005)

### POINTS SCORED KICKING

12 REYNOLDS, Brian (Jackson St) vs Southern (1999)

### TOTAL OFFENSE YARDS

500 RICKS, Thomas (Southern) vs Ala. St. (2004)

### TOTAL OFFENSE PLAYS

67 EUGENE, Bruce (Grambling St.) vs Ala. A&M (2002)

### TOTAL OFFENSE YARDS/PLAY

17.3 CARTER, Landry (Grambling St.) vs Ala. A&M (2005)

### RUSHING YARDS

191 RAGSDALE, Darryan (Alcorn St) vs. Grambling (2015)

### RUSHING ATTEMPTS

37 WRIGHT, Marcus (TSU) vs Alabama State (2010)

### YARDS PER RUSH

17.3 CARTER, Landry (Grambling St) vs Ala. A&M (2005)

### RUSHING TDS

4 WILLIAMS, Keldri (Alabama State) vs Southern (2004)

### LONGEST RUSH

84 RAGSDALE, Darryan (Alcorn St) vs. Grambling (2015)

### PASSING YARDS

473 EUGENE, Bruce (Grambling St) vs Ala. A&M (2005)

### PASSING ATTEMPTS

59 EUGENE, Bruce (Grambling St) vs Ala. A&M (2002)

### PASSING TDS

6 EUGENE, Bruce (Grambling St) vs Ala. A&M (2005)

### LONGEST PASS (MIN. 5 CATCHES)

95 ANDERSON, Benjamin (UAPB) vs Jackson St (2012)

### PASSES COMPLETED

30 EUGENE, Bruce (Grambling St.) vs Ala. A&M (2005)

### HAD INTERCEPTED

4 RICKS, Thomas (Southern) vs Alabama St. (2004)

### PASS COMPLETION PCT

69.6 LUKE, Kelcy (Ala. A&M) vs UAPB (2006) [16-23]

### PASS YARDS/ATTEMPT

10.8 FOOTMAN, Lenorris (Alcorn) vs Grambling (2016)

### PASS YARDS/CATCH

20.3 LEVY, Terrance (Southern) vs Jackson St (1999)

20.4 FORSTON, Nick (Alabama St) vs Southern (2003)

### RECEIVING YARDS

269 HAYES, Michael (Southern) vs Jackson St (1999)

### RECEPTIONS

12 ANDERSON, Thyron (Grambling) vs Ala. A&M (2002)

### YARDS PER CATCH

45.3 YOUNG, Willie (UAPB) vs Jackson State (2012)

### RECEIVING TDS

4 TOLBERT, Henry (Grambling) vs Ala. A&M (2005)

### LONGEST RECEPTION

95 YOUNG, W. (UAPB) vs. Jackson St (2012)

### FIELD GOAL ATTEMPTS

4 LICEA, Jeremy (Ala. A&M) vs UAPB (2006)

## FIELD GOALS MADE

3 REYNOLDS, B. (Jackson St) vs Southern (1999)  
3 LICEA, J. (Alabama A&M) vs UAPB (2006)

## LONGEST FIELD GOAL

47 JOHNSON, A. (Ala. St) vs Southern (2003)

## FIELD GOAL PCT (MIN. 2 MADE)

100.0 REYNOLDS, B. (Jackson St) vs Southern (1999)

## PAT KICKS ATTEMPTED

7 McCRANEY, H. (Alcorn) vs Grambling (2015)

## PAT KICKS MADE

7 McCRANEY, H. (Alcorn) vs Grambling (2015)

## PAT KICKS PCT (MIN. 2 MADE)

100.0 McCRANEY, Haiden (Alcorn) vs Grambling (2015)

100.0 MATTINGLY, Just. (Southern) vs Jackson (1999)

100.0 REYNOLDS, Brian (Jackson St) vs Southern (1999)

100.0 RICHMOND, Lawren (Grambling) at Ala. A&M (2000)

## PUNTS

11 RICHMOND, L. (Grambling) at Ala. A&M (2000)

## YARDS PUNTED

381 BUSHART, Matt (Southern) vs Jackson St (1999)

## LONGEST PUNT

71 SCHUGG, T. (Ala. A&M) vs Grambling (2000)

## PUNTING AVG

52.5 BECKFORD, D. (Alabama St) vs Grambling (2001)

## PUNT RETURNS

5 OSBORNE, W. (TSU) vs Alabama State (2010)

5 ALEXANDER, M. (Southern) vs Jackson St (1999)

5 WASHINGTON, L. (Grambling) at Ala. A&M (2000)

## PUNT RETURN YARDS

86 THIGPEN, T. (Jackson St) vs Southern (1999)

## LONGEST PUNT RETURN

84 QUINN, Willie (Southern) vs. Alcorn (2014)

## PUNT RETURN AVG

43.0 THIGPEN, T. (Jackson St) vs Southern (1999)

## KICK RETURNS

5 EVERETT, C. (Jackson St) vs Grambling (2008)

## KICK RETURN YARDS

91 STUCKMAN, D. (Grambling) vs Jackson St (2008)

91 BOLDEN I. (Jackson St) vs. Prairie View A&M (2021)

## KICK RETURN AVG

40.5 ABRAMS, J. (Alabama St) vs Southern (2004)

## LONGEST KICK RETURN

91 STUCKMAN, D. (Grambling) vs Jackson St (2008)

91 BOLDEN I. (Jackson St) vs. Prairie View A&M (2021)

## KICK RETURN TDS

1 STUCKMAN, D. (Grambling) vs Jackson St (2008)

## COMBINED PR/KR YARDS

110 HARRIS, T. (Ala. A&M) vs PVAMU (2009)

## INTERCEPTIONS

3 BROWN, E. (Southern) vs Jackson St (1999)

3 BOND, O. (Grambling) vs Ala. A&M (2002)

3 GATEWOOD, W. (Alcorn) vs Grambling (2015)

## INTERCEPTION RETURN YDS

85 ANIO, K. (Grambling) vs Jackson St (2008)

## INTERCEPTION RETURN AVG

17.7 BOND, O. (Grambling) vs Alabama A&M (2002)

## LONGEST INTERCEPTION RTN

85 ANIO, K. (Grambling) vs Jackson St (2008)

## ALL-PURPOSE YARDS

348 CARTER, Martez (Grambling) vs Alcorn (2016)

## TACKLES

16.0 ROBERTS, B. (Alabama St) vs TSU (2010)

## TACKLES FOR LOSS

3.5 FULGHUM, D. (TSU) vs Alabama St (2010)

## SACKS

3.0 CHAPPELL, E. (Ala. A&M) vs Grambling St (2000)



# SWAC FOOTBALL PREVIOUS CHAMPIONS

## SWAC CHAMPIONS 1921 – 1998

1921	Wiley	1948	Southern	1973	Grambling, Jackson State
1922	Paul Quinn	1949	Southern, Langston	1974	Grambling, Alcorn State
1923	Wiley	1950	Southern	1975	Grambling, Southern
1924	Paul Quinn	1951	Prairie View	1976	Alcorn State
1925	Bishop	1952	Prairie View	1977	Grambling
1926	Samuel Huston	1953	Prairie View	1978	Grambling
1927	Wiley	1954	Prairie View	1979	Grambling, Alcorn State
1928	Wiley	1955	Southern	1980	Grambling, Jackson State
1929	Wiley	1956	Texas Southern, Langston	1981	Jackson State
1930	Wiley	1957	Wiley	1982	Jackson State
1931	Prairie View	1958	Prairie View	1983	Grambling
1932	Wiley	1959	Southern	1984	Alcorn State
1933	Langston, Prairie View	1960	Southern, Prairie View, Grambling	1985	Jackson State, Grambling
1934	Texas College	1961	Jackson State	1986	Jackson State
1935	Texas College	1962	Jackson State	1987	Jackson State
1936	Texas College, Langston	1963	Prairie View	1988	Jackson State
1937	Southern, Langston	1964	Prairie View	1989	Grambling State
1938	Southern, Langston	1965	Grambling	1990	Jackson State
1939	Langston	1966	Grambling, Southern, Texas Southern, Arkansas at Pine Bluff	1991	Alabama State
1940	Southern, Langston	1967	Grambling	1992	Alcorn State
1941	NO CHAMPION	1968	Alcorn State, Grambling, Texas Southern	1993	Southern
1942	Texas College	1969	Alcorn State	1994	Alcorn State, Grambling
1943	NO CHAMPION	1970	Alcorn State	1995	Jackson State
1944	Wiley, Texas College, Langston	1971	Grambling	1996	Jackson State
1945	Wiley	1972	Grambling, Jackson State	1997	Southern
1946	Southern			1998	Southern
1947	Southern				

## SWAC CHAMPIONS SINCE 1999

	EAST	WEST	CHAMPIONSHIP GAME
1999	Jackson State	Southern	Southern (11-1)
2000	Alabama A&M	Grambling State	Grambling State (10-2)
2001	Alabama State	Grambling State	Grambling State (10-1)
2002	Alabama A&M	Grambling State	Grambling State (11-2)
2003	Alabama State	Southern	Southern (12-1)
2004	Alabama State	Southern	Alabama State (10-2)
2005	Alabama A&M	Grambling State	Grambling (11-1)
2006	Alabama A&M	Arkansas-Pine Bluff	Alabama A&M (9-3)
2007	Jackson State	Grambling State	Jackson State (8-4)
2008	Jackson State	Grambling State	Grambling State (11-2)
2009	Alabama A&M	Prairie View A&M	Prairie View A&M (10-1)
2010	Alabama State	Texas Southern	Texas Southern (9-3)
2011	Alabama A&M	Grambling State	Grambling State (8-4)
2012	Jackson State	Arkansas-Pine Bluff	Arkansas-Pine Bluff (10-2)
2013	Jackson State	Southern	Southern (8-4)
2014	Alcorn State	Southern	Alcorn State (10-3)
2015	Alcorn State	Grambling State	Alcorn State (9-4)
2016	Alcorn State	Grambling State	Grambling State (11-1)
2017	Alcorn State	Grambling State	Grambling State (11-2)
2018	Alcorn State	Southern	Alcorn State (9-4)
2019	Alcorn State	Southern	Alcorn State (9-4)
2021 (Spring)	Alabama A&M	Arkansas-Pine Bluff	Alabama A&M (5-0)
2021	Jackson State	Prairie View A&M	Jackson State (11-2)
2022	Jackson State	Southern	Jackson State (11-0)

cricket



# 4 lines for \$25/mo. each with 5G

After discounts. Pricing subject to change at any time.  
Add'l fees, usage & restr's apply.



Cricket 5G requires a compatible device and is not available everywhere. For 5G coverage, see [www.cricketwireless.com/map](http://www.cricketwireless.com/map).  
**4 lines for \$100/mo.:** \$55/mo. Cricket Core req'd on 4 lines; no elig. for other discounts. Subj. to svc. agmt. Terms subj. to change.  
Coverage not avail. everywhere. See [www.cricketwireless.com](http://www.cricketwireless.com) for details. ©2023 Cricket Wireless LLC. All rights reserved.



# MADE FOR FOOTBALL WATCHING



PEPSI, PEPSI-COLA and the Pepsi Globe are registered trademarks of PepsiCo, Inc.



OFFICIAL SOFT DRINK OF THE  
SOUTHWESTERN ATHLETIC CONFERENCE