

# VEXcode EXP Installation

## Software used in



4/27/2023

## Description

VEXcode EXP is used with EXP robots on multiple OS platforms. If you would like to install on PC, MAC, or other devices shown in step 2, continue with this guide. If you would like to use the online version, go to <https://codeexp.vex.com/>.

## Procedure

1. Go to <https://www.vexrobotics.com/vexcode/install/exp>
2. Scroll down and select the download for your system

**Download VEXcode EXP (Blocks and Text) - v2.4.5**  
Downloadable app for users with bandwidth restrictions and for convenience

Download for Windows  
[MSI \(For IT\)](#)  
[MSI Help](#)

Download for Mac

Download on the App Store

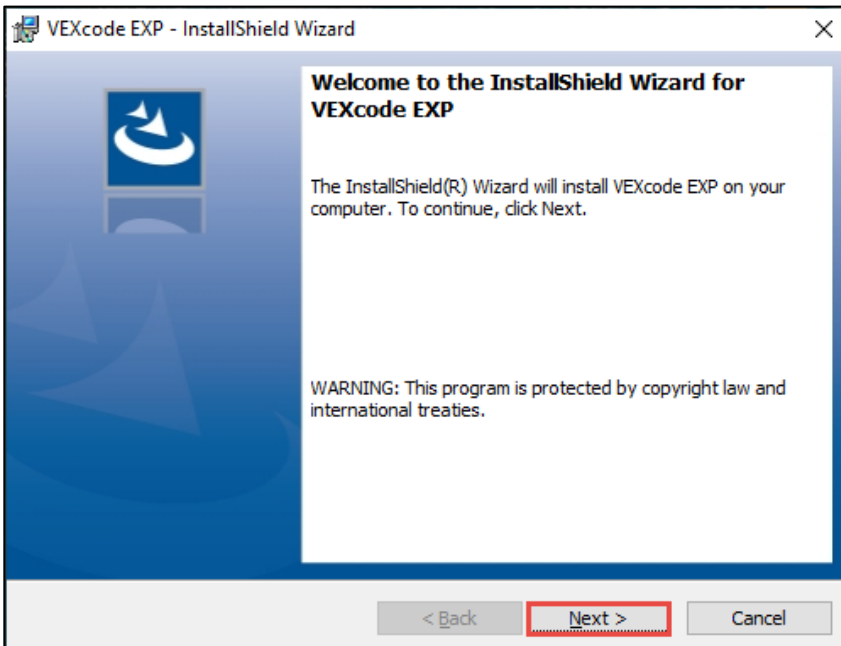
GET IT ON Google Play

available at amazon appstore

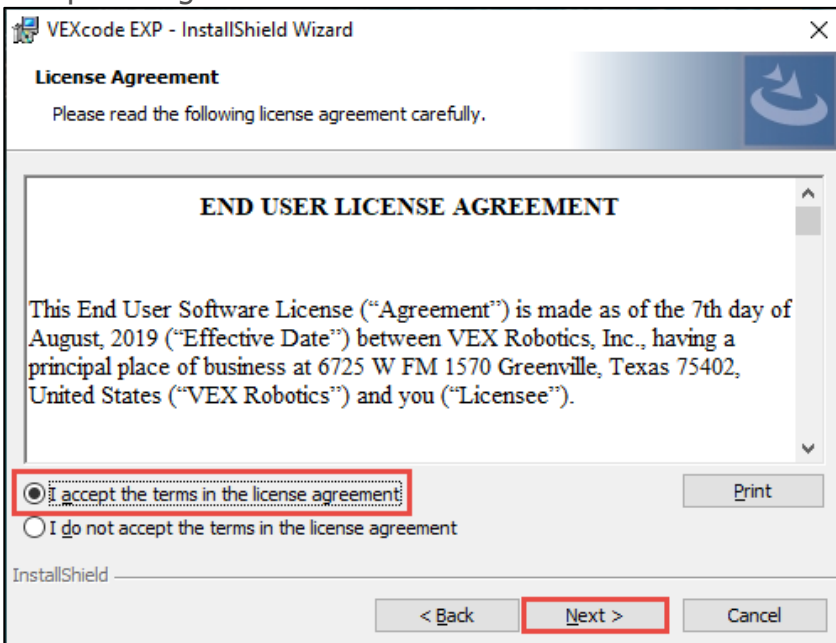
3. Select the installer from where it is saved and run it.



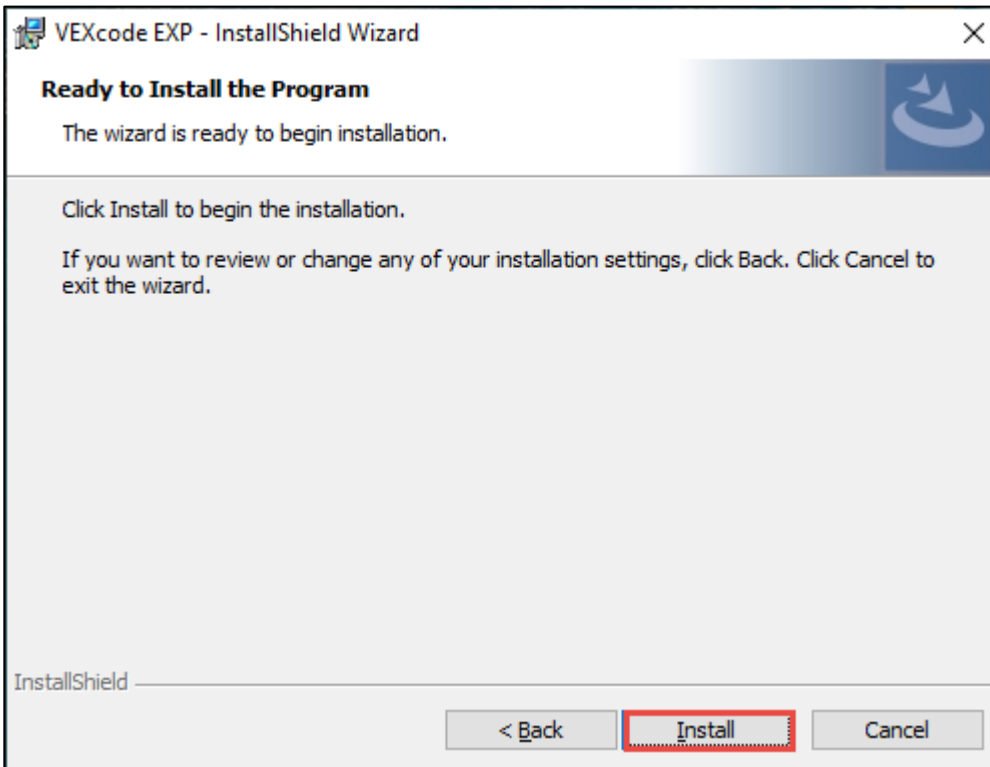
#### 4. Select Next



#### 5. Accept the agreement and select Next.



## 6. Select Install



## 7. Select Install

