

Installation Guide for ROBOTC

Updated: 4/20/2020

Preparing your system and installation

**It is imperative that you consult your IT team prior to installing any software or attempting to amend any settings on your computer. Administrative rights are based on a profile created by your System Administrator; therefore a plethora of variances are possible and these 'rights' may not necessarily allow you to install software properly.*

1. Disable the User Account Controls (UAC) (set to 'Never notify')
2. Disable any anti-virus software
3. Disable the pop-up blocker functionality in the browser you are utilizing
(These settings may be re-enabled once the software is successfully installed and operational.)
4. Ensure you have permissions to install USB drivers for any Android, Robotics or other devices which will connect to the computer via USB.

Procedure

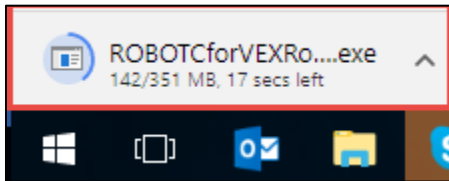
1. Go to <https://www.vexrobotics.com/robotc-vexedr-vexiq.html>
2. Click the either the Download for Windows (EXE) or Download for Windows(MSI) option

More information about ROBOTC for VEX Robotics can be found in [this document by Robomatter, Inc](#) (PDF).

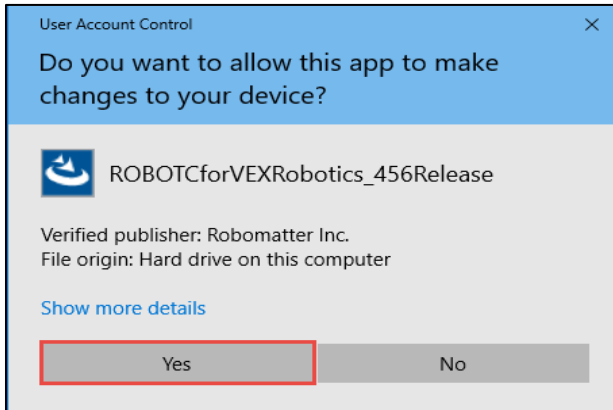
Download for Windows
(EXE)

Download for Windows
(MSI)

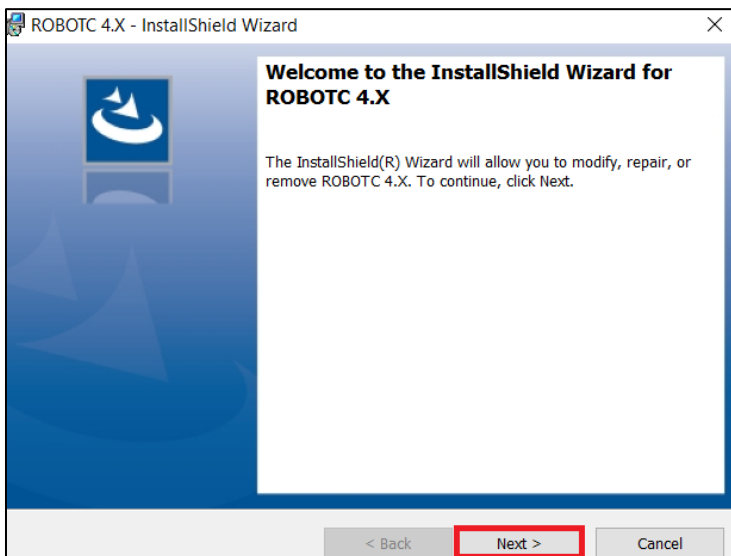
3. The program will begin downloading.



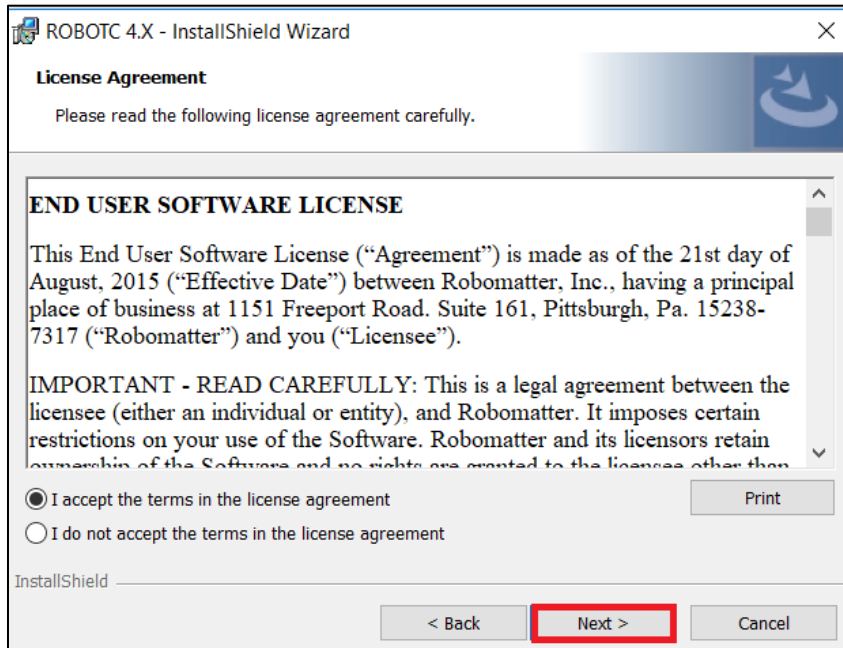
4. Select Yes.



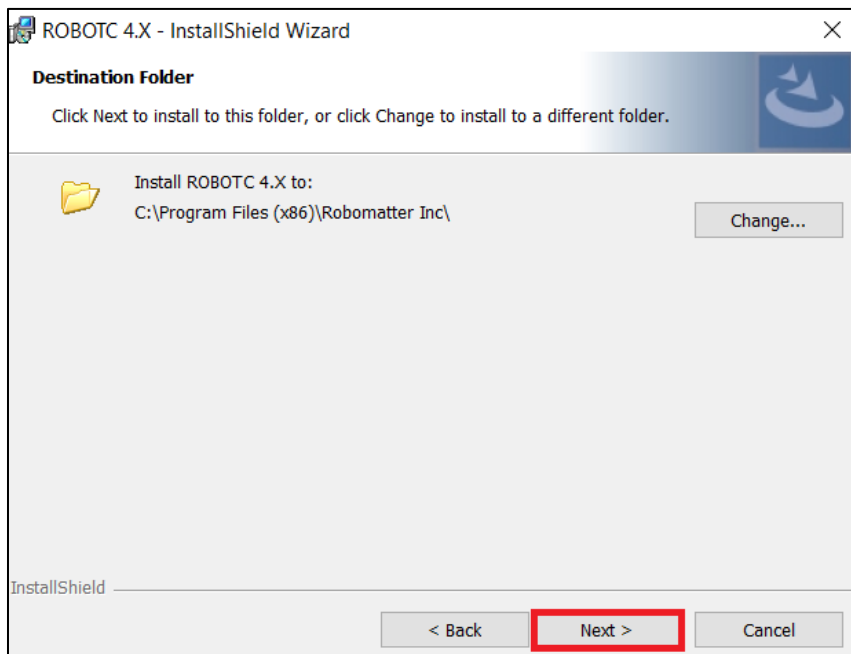
5. Select **Next**



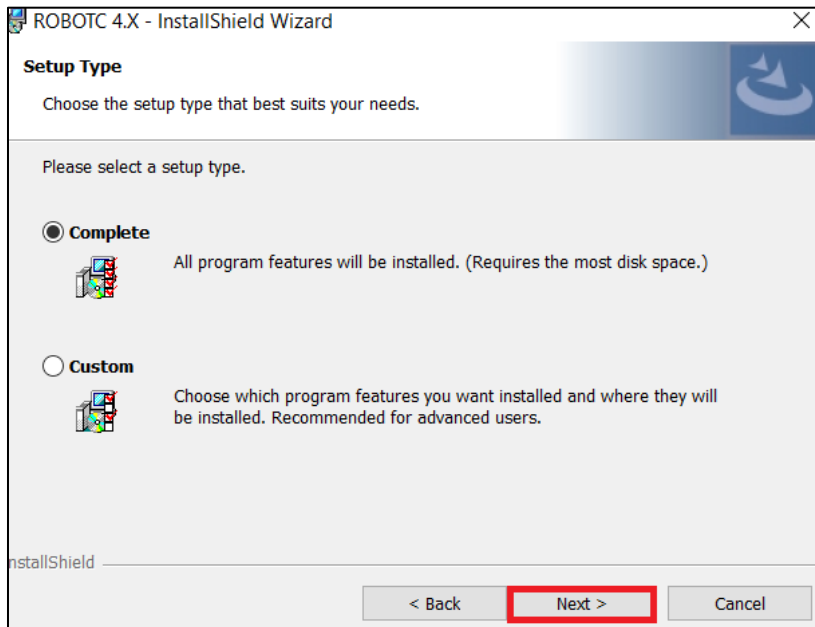
6. Select **I accept** and select **Next**.



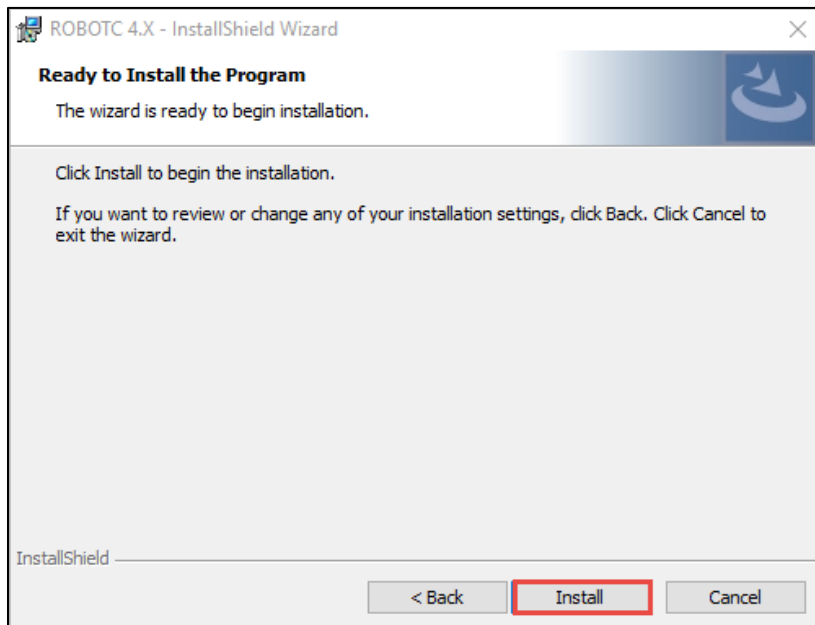
7. Select **Next**



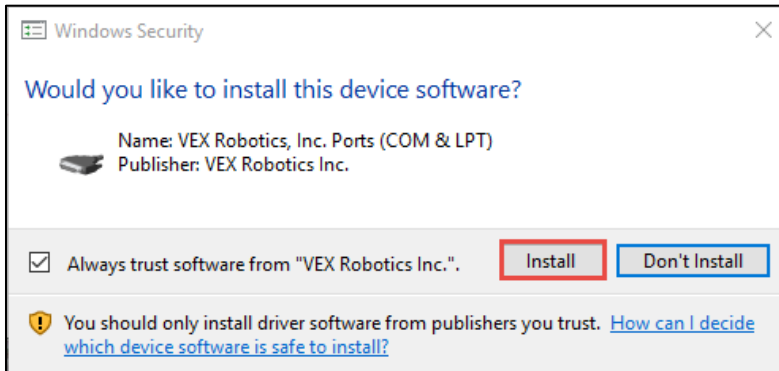
8. Choose **Complete** and Select **Next**.



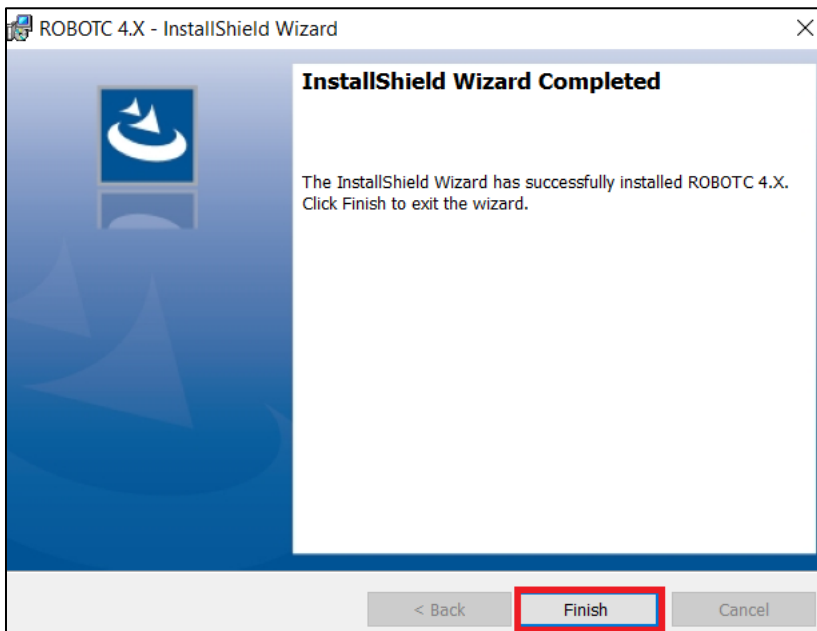
9. Select **Install**.



10. Choose **Install**.



11. Select **Finish**



****Core Training 2020:** Due to the change to a virtual format for Core Training 2020, participants will use Robot Virtual Worlds. Please advance to the next document for enabling the Core Training license for Robot Virtual Worlds.

***Robomatter and VEX Robotics are pleased to support Project Lead The Way (PLTW) schools and teachers classroom use for the VEX EDR platform and ROBOTC.*

*PLTW schools who wish to upgrade their ROBOTC license to include the exciting **Robot Virtual Worlds** software will receive special pricing of \$199 for the upgrade to a One Classroom Annual Site License (over a 65% discount from the full retail price of \$599).*

To upgrade your software, contact VEX Robotics at sales@vex.com. For more information on Robot Virtual Worlds, please visit <http://www.robotvirtualworlds.com/>

Documentation and Support

[ROBOTC won't recognize the Cortex to download firmware](#)

[VEX Robot troubleshooting flowchart](#)

[VEX Robot LED light meanings](#)

[ROBOTC switch information for installation](#)