



## Multisim Live Installation

Updated: 1/12/2021

Due to the situation concerning COVID-19, National Instruments is providing schools with free access to their Multisim Live program which can be used for Distance Learning.

Please choose one of these license keys to give to your students. There is a set number of seats per license. If one of the licenses says it has reached its limit please use another one.

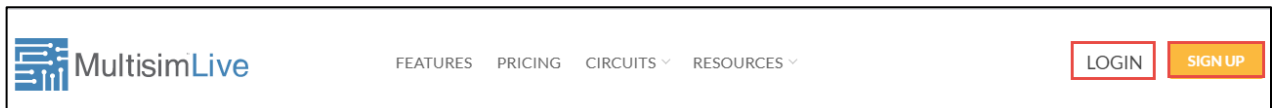
If you find that all of these licenses have reached their limit, please reach out to our Solution Center Team at [1-877-335-7589](tel:1-877-335-7589) or e-mail the Solution Center Team at [solutioncenter@pltw.org](mailto:solutioncenter@pltw.org), and we will be able to provide more licenses.

Licenses:

B04P92879  
B04P92880

### Procedure:

1. Navigate to the Multisim Live website found here:  
<https://www.multisim.com/>
2. If you do not have an account, Sign up. If you do have an account Select Sign Up, and proceed to Step 5 of this document.



3. Fill out all of the fields and Select Create Account.

### Create an NI User Account

[Already have an account? Log In >](#)

**Alias**  
  
Required field

**First Name**   
**Last Name**

**Role**

**Company**


**Email Address**

**Password**

**CREATE ACCOUNT**

4. Once you create your account you will see this message. Please go to your e-mail account and follow the instructions given to confirm your NI account.

## Confirm Your Account



### Check Your Inbox

To safeguard your account, we need to confirm your email.

Please open the email we sent you and click the link to confirm your identity.

5. Once you successfully confirm your account input the New Serial Number and Select Update Number.

### Complete Your Profile

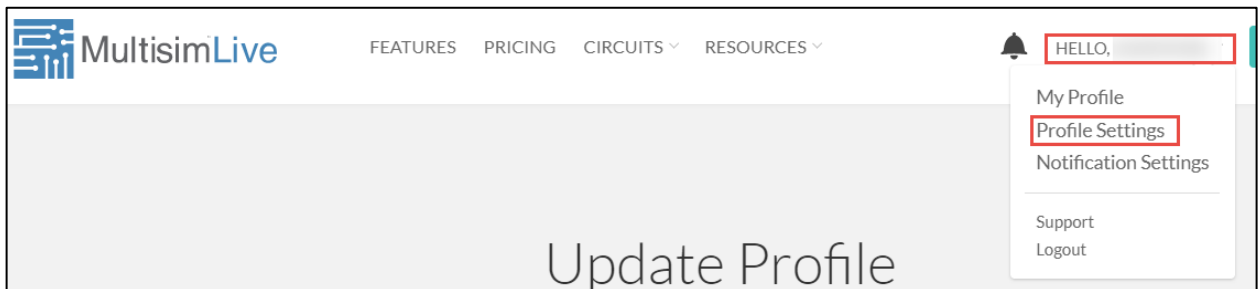
**Premium Activation**  
*Premium access is an add-on to your Multisim (for desktop) service contract or Academic Site License. [Learn more.](#)*

**New Serial Number**  
   
*Enter a Multisim (for desktop) serial number here.*

**Account Access Level**  **Expiry Date**

**Activated Serial Number**    
*Serial number currently used for activation.*

- 5a. If this does not appear Select Hello, (username) then Profile Settings



MultisimLive    FEATURES    PRICING    CIRCUITS ▾    RESOURCES ▾

HELLO,

- My Profile
- 
- Notification Settings

---

- Support
- Logout

Update Profile

6. When you Select Update Number you will receive this confirmation.

### Premium Activation

*Premium access is an add-on to your Multisim (for desktop) service contract or Academic Site License. [Learn more.](#)*

#### New Serial Number

*Enter a Multisim (for desktop) serial number here.*

|  |   |
|--|---|
| <h4>Account Access Level</h4> <input type="text" value="Premium"/> | <h4>Expiry Date</h4> <input type="text" value="April 2, 2021"/> |
|--|---|

#### Activated Serial Number

*Serial number currently used for activation.*

Your account was successfully upgraded to Premium.  
Premium access will expire on Fri Apr 02 2021.

7. Select Create Circuit to begin using MultisimLive



FEATURES PRICING CIRCUITS ▾ RESOURCES ▾

HELLO,