

## Installation Guide for SSA 1000

Updated: 1/17/2017


Preparing your system and installation (+/- 15 minutes)

*\*It is imperative that you consult your IT team prior to installing any software or attempting to amend any settings on your computer. Administrative rights are based on a profile created by your System Administrator; therefore a plethora of variances are possible and these 'rights' may not necessarily allow you to install software properly.*

1. Disable the UACs (set to 'Never notify')
2. Disable the anti-virus software
3. Disable pop-up blocker in the browser you are utilizing  
(These settings may be re-enabled once the software is installed and operational.)
4. Ensure you have permissions to install USB drivers for any Android, Robotics or other devices which will connect to the computer via USB.

## Procedure

1. Go to <http://www.amt-machine.com/ssa1000.html>
2. Select [click here to download](#)



**AMT** PRECISION MANUFACTURING  
Advanced Manufacturing Techniques Inc.  
(518) 877-8560

ABOUT US | CAPABILITIES | INDUSTRIES SERVED | REQUEST A QUOTE | CONTACT US

### Structural Stress Analyzer 1000

Bring real world materials and structure testing into your classroom with the *Structural Stress Analyzer 1000*. The SSA 1000 is an authentic testing platform at an affordable price. Designed to be both dependable and durable, the SSA enables students to perform materials testing in the same manner found at the college level - a perfect experience for inclusion in the student portfolio.

Measuring forces up to 1000 lbs the SSA displays real time data measuring force and deflection of towers, bridges, and tensile samples. This stress-strain relationship curve allows students to analyze and describe the performance of samples using college level concepts and vocabulary - an essential experience for college and career readiness.

Features included in the SSA 1000:

**Request a Quote**

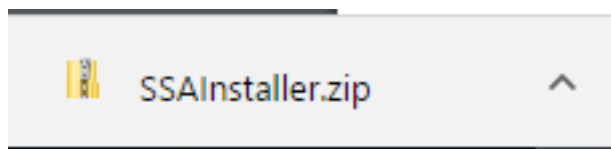
Name\*  
Company\*  
Email\*  
Phone\*

**Submit**

**Ordering:**  
For ordering information or tech support, please [Contact Us](#).

**Software:**  
Current users please [click here to download the most current software and drivers](#).

3. Unzip the downloaded folder.



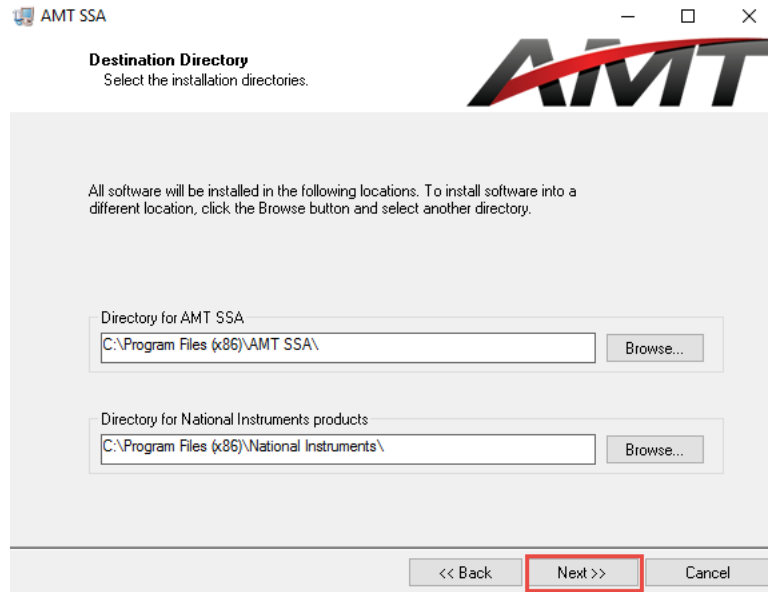
4. Double click on the install file.

Name	Type	Compressed size
AMT SSA Installer	File folder	

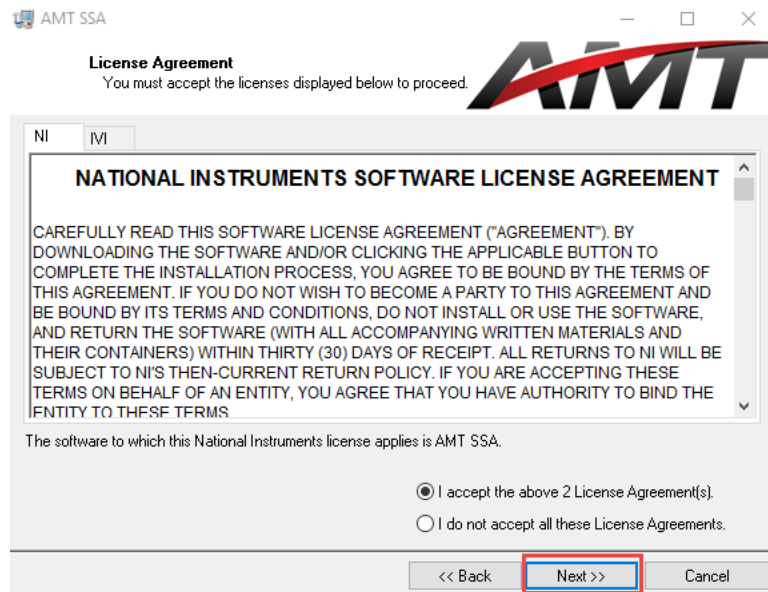
5. Double click on **setup** to run the install.

Name	Type	Compressed size
bin	File folder	
Communication Driver	File folder	
Help and FAQ Documentation	File folder	
license	File folder	
supportfiles	File folder	
nidist.id	ID File	1 KB
<b>setup</b>	Application	1,388 KB
setup	Configuration settings	5 KB

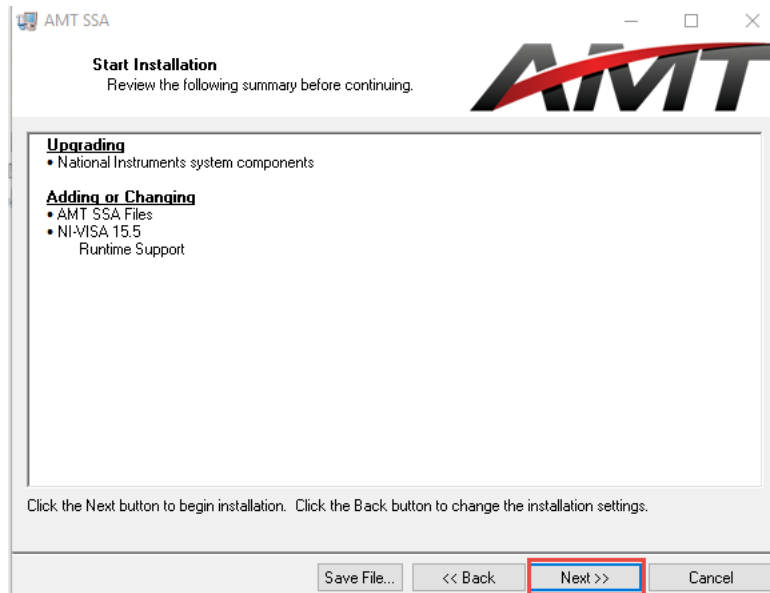
6. Select **Next**



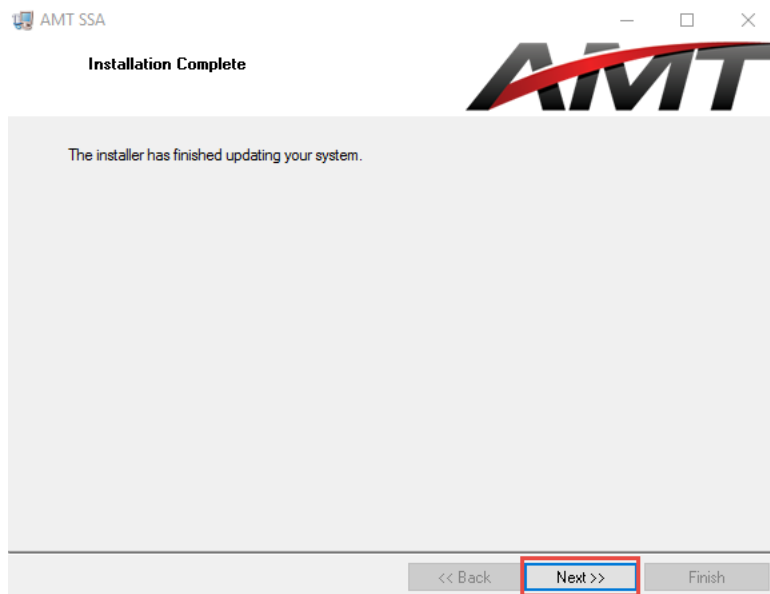
7. Select 'I accept the above 2 License Agreement(s)' then click **Next**



8. Select **Next**



9. When the download is finished select **Next**



10. Select Restart

