

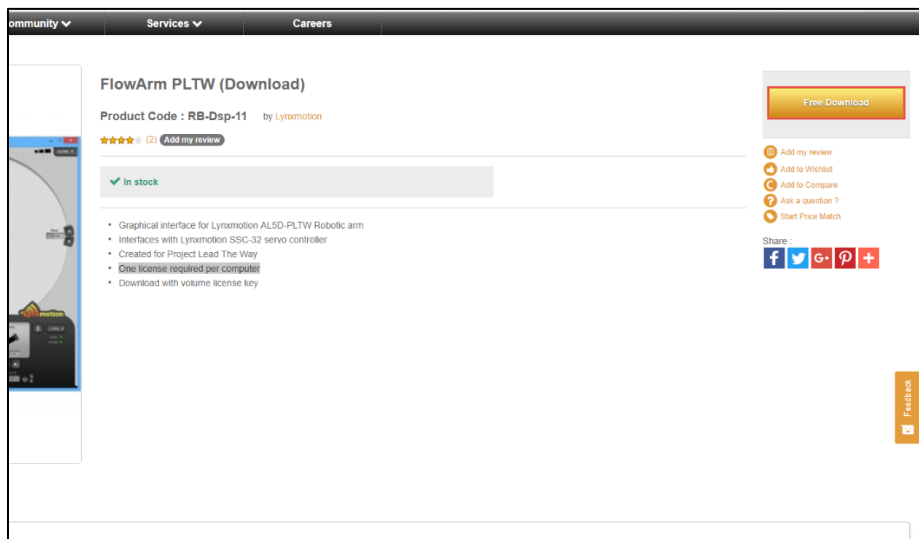
# Installation Guide for FlowArm PLTW

Updated: 3/9/2018

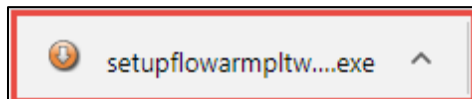
**PLEASE NOTE:** This software is now free from RobotShop and no longer needs to be licensed.

## Procedure

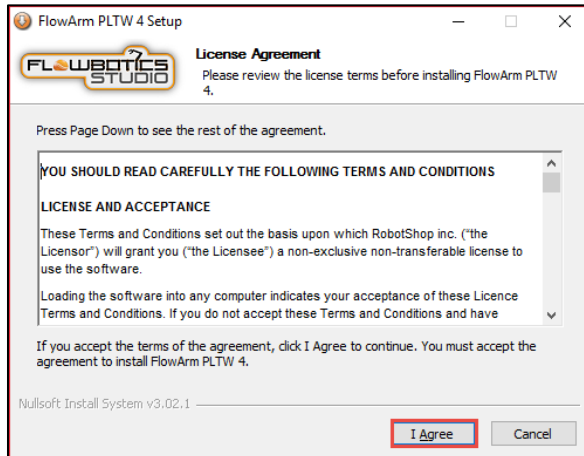
1. Got to <https://www.robotshop.com/en/flowarm-pltw.html>
2. Select **Free Download**.



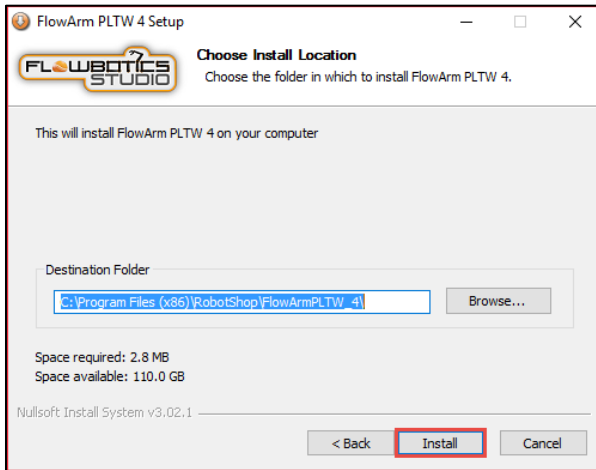
3. After the download is complete, select the file.



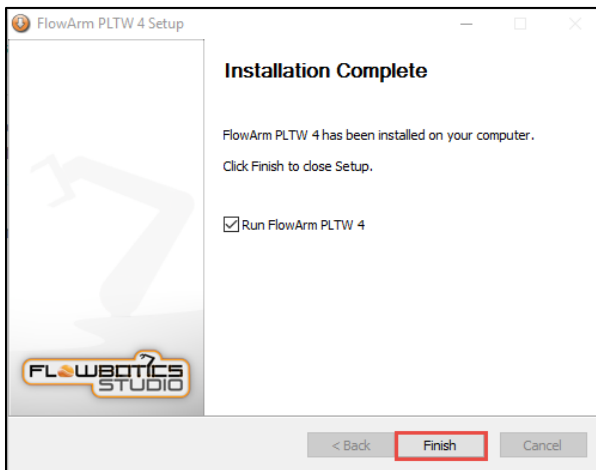
4. In the installation dialogue box, select **I Agree**.



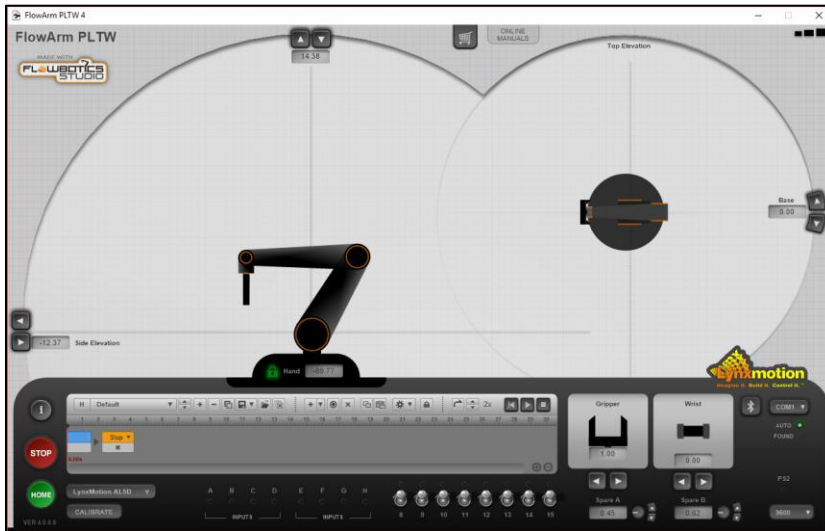
5. Select **Install**.



6. Select **Finish**.



7. FlowArm PLTW is ready to run.



\*\* Note: The app connects to the [u.flowbotics.com](http://u.flowbotics.com) server on port 80. If you can open <http://u.flowbotics.com/> in your browser and see the standard Forbidden message, then your computer is connecting properly and it's some sort of Antivirus that's blocking FlowArm specifically from connecting. \*\*