

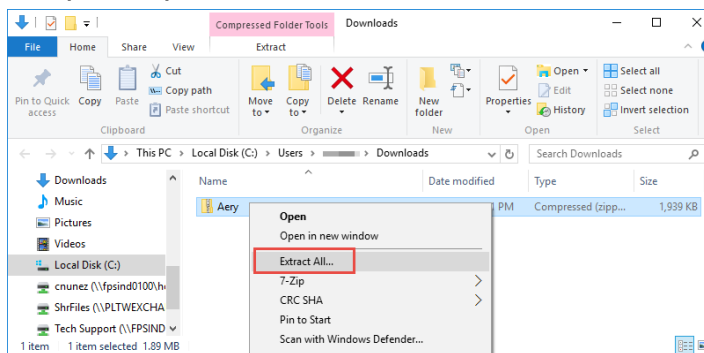
Installation Guide for Aery

Updated: 3/9/2018

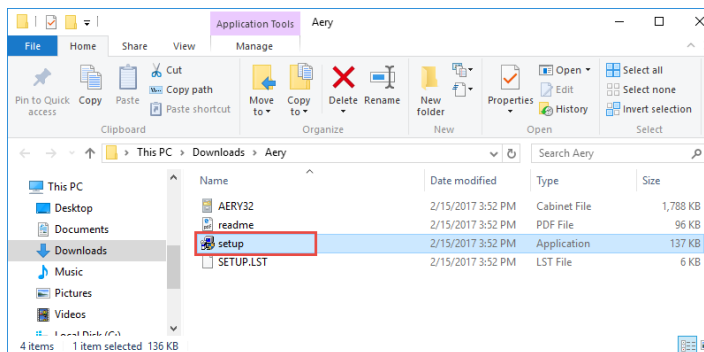
To install the software, you need Administrator Privileges on the computer. You may need to disable your antivirus and user account control to download some of the software. Please work with your local IT department if you have questions on how to disable these utilities.

Procedure

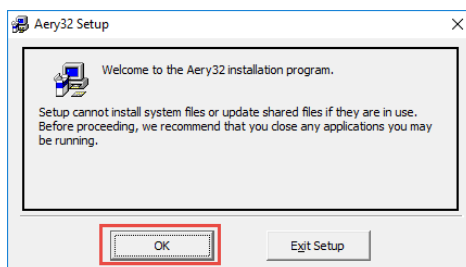
1. Download the Aery zip file using the following link: <https://s3.amazonaws.com/support-downloads.pltw.org/Installers/Aery>
2. Unzip and open the folder.



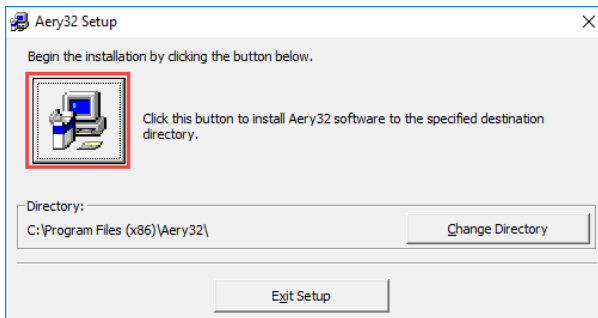
3. Open **setup.exe**



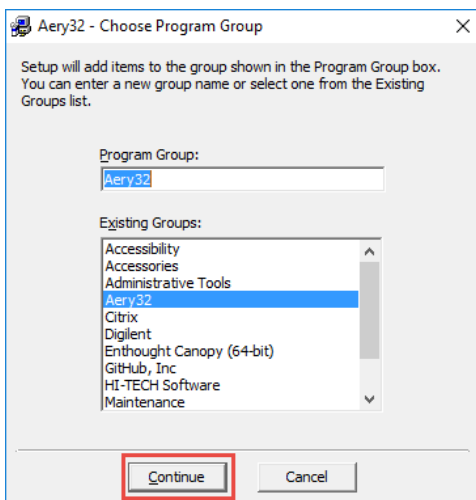
4. Select **OK**



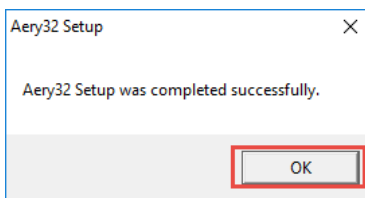
5. Select the **Install Icon**



6. Select **Continue**



7. Select **OK**



This will install on both 32- and 64-bit machines. No emulator is necessary for this version. Aery 32 now appears in your Programs list. For additional information, see the readme.pdf included with the zip file.