

Introduction to GEOCACHING





What is GEOCACHING?

GEOCACHING IS A REAL-WORLD OUTDOOR TREASURE HUNTING GAME.

Millions of players use the [Geocaching® app](#) or a GPS to find cleverly hidden containers called geocaches and log their experiences online.

With over 3 million geocaches placed by enthusiasts worldwide, geocaching inspires and enables exploration, discovery, and adventure.



GEOCACHE SIZES

A geocache is a physical container containing a logbook.

Geocaches come in many shapes and sizes.



DIFFICULTY & TERRAIN (D/T)


Every geocache has a difficulty (D) rating and a terrain (T) rating on a five point scale known as a D/T rating. To increase your chances of finding a geocache, look for one with a low difficulty and terrain rating.



DIFFICULTY



TERRAIN



DIFFICULTY


Effort needed to solve and find the geocache and logbook.

TERRAIN

Physical effort needed to arrive at the geocache coordinates.

HOW DO I FIND A GEOCACHE?

- Download the free [Geocaching® app](#) to see the geocaches near you.
- Select a geocache on the map and the app will help you navigate to it!
- Once you are near the geocache, start looking for it. If you need help, view the cache description, photos, and hints.



**I FOUND A
GEOCACHE!
Now what?**



SIGN THE LOGBOOK

Like geocaches, logbooks come in different shapes and sizes.



TRADE SWAG AND TRACKABLES

SWAG (Stuff We All Get)



SWAG items are small toys, knick-knacks, and other treasures people leave in a geocache.

SWAG is meant to be traded.

Trackables



Make sure not to mistake a trackable as SWAG – they're meant to travel in the game!

Trackables have a unique code engraved on them and move from geocache to geocache towards a goal, such as visiting every state in the US.

PUT THE GEOCACHE BACK

Place the geocache back exactly as you found it, even if you think you see a better spot for it.




LOG YOUR FIND

Log your find in the app and share your experience with others.

You can log geocaches on the Geocaching® app or on Geocaching.com.

Don't spoil the fun for other geocachers by revealing the hide in your log or photo!



ADDITIONAL TIPS FOR BEGINNERS



Always bring a pen.



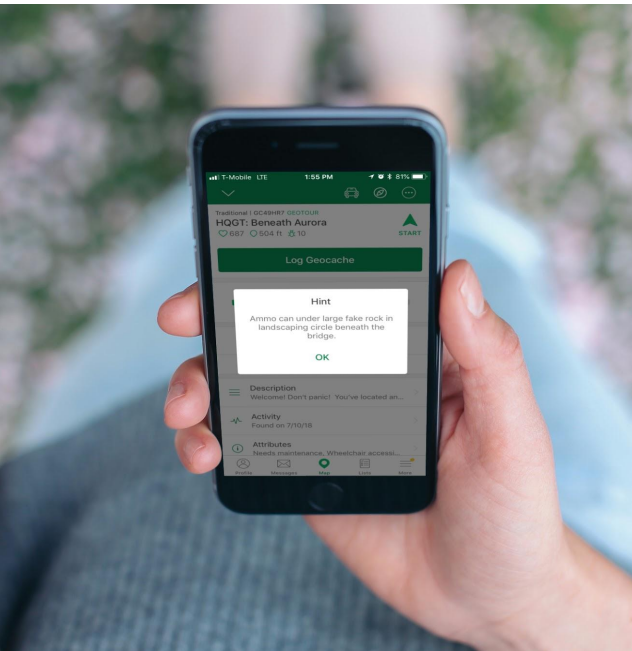
When you're within about 30 feet/10 meters of the geocache, put your phone/GPS down and search with your eyes and hands.



Be stealthy in busy, muggle*-filled geocache locations.

*Muggles are non-geocachers.

ADDITIONAL TIPS FOR BEGINNERS



If you can't find a geocache, view the cache description, photos, recent logs, and hints.

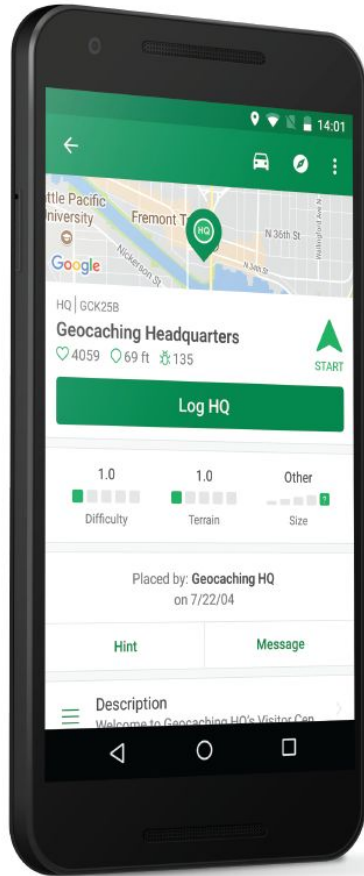


You can dig geocaching, but don't dig in the ground! Geocaches will never be buried.



Always CITO (Cache in Trash Out) when you geocache.

LET'S GO FIND A CACHE!



**There's a hidden
world waiting to
be discovered**

Get the official Geocaching® app.

