

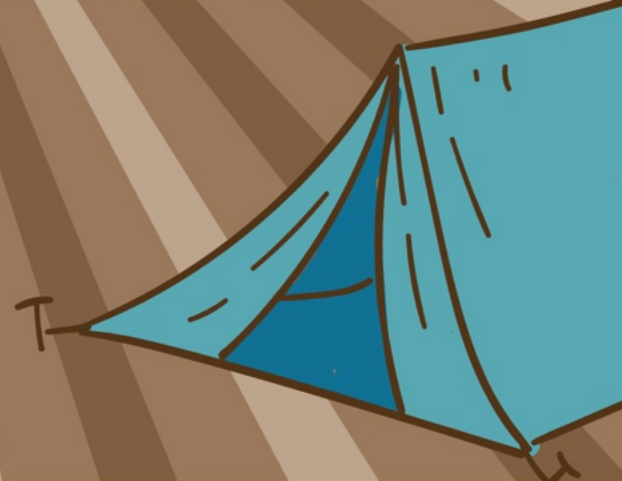
# CAMP KARANKAWA

NOVEMBER 21-23, 2025 CUB SCOUT FAMILY CAMPOUT  
PARENT'S GUIDE

CUB SCOUT

## Family Camping & TRAINING!

**THIS UNIQUE WEEKEND FOLLOWS A TRADITIONAL CUB FAMILY CAMPING EXPERIENCE, WITH THE OPTION OF GETTING YOUR BALOO CERTIFICATION AT THE SAME TIME! CHECK OUT THE SCHEDULE INSIDE FOR MORE DETAILS. THIS IS A WEEKEND YOU DEFINATELY WON'T WANT TO MISS!**



# TABLE OF CONTENTS

Introduction/About Camp.....	2
Camp Phone Numbers.....	3
Map & Directions.....	4
Camp Amenities.....	6
Camp Aims.....	7
Refund Policy.....	7
Policies & Guidelines.....	8
Camp Forms.....	9
Camp Schedule.....	10
Camp Fees.....	11
Packing List .....	11



## INTRODUCTION

This weekend builds on the spirit of our traditional Cub Family Campouts, with a few exciting new elements. While the focus remains on fun and adventure for our Cub Scouts, this event also emphasizes helping Cub Scouts, families, leaders, and packs gain the skills and confidence to plan, prepare, and run their own successful campouts.

All participants will leave this weekend equipped with the knowledge and experience to camp independently with confidence. To make that possible, BALOO training will be offered to all adults who attend the full weekend and complete every training module. In addition, each pack will work together to set up camp and cook their own meals, gaining hands-on practice in essential camping skills. Families not attending with a pack are welcome to join the "Super Pack," where they'll enjoy camping, cooking, and camaraderie together throughout the weekend.

This Parent's Guide is designed to assist you in effectively planning your Camp Karankawa Cub Scout Family Campout, and to be your "guide" during your adventures at camp.

If, after reading this guide, you have any unanswered questions, please feel free to contact the camp leadership: Chelise Hyatt (361) 500 - 3646 | [Chelise.hyatt@scouting.org](mailto:Chelise.hyatt@scouting.org)



## GENERAL INFORMATION

### VEHICLES IN CAMP

No vehicles are allowed in Campsites or to drive in camp, except to drop-off equipment during check-in, and to pick up equipment during check-out. No riders are allowed in the backs of pickups or trucks. All riders must have a seat belt. If possible, consolidate bulky items into one vehicle to help in transporting them to campsites.

### FOOD ALLERGIES & DIETARY NEEDS

If you have any special dietary needs due to food sensitivities or religious restrictions, please let the Camp Director know at least two weeks in advance so that we can make every effort to accommodate you.

### LOST AND FOUND

All lost and found items will be kept at Camp Headquarters. Unclaimed items will be donated.

**Located on the shores of scenic Lake Corpus Christi, near Mathis, this 130-acre Scout camp includes 15 campsites. A beautiful 300 person Air Conditioned Dining Hall, 3 state-of-the-art restroom/shower buildings, and an awe-inspiring chapel overlooking Lake Corpus Christi.**

## CONTACT INFORMATION

CAMP KARANKAWA ADDRESS  
Camp Karankawa  
23564 Park Road 25  
Mathis, TX 78368

SOUTH TEXAS COUNCIL OFFICE  
Phone: (361) 814-4300 Ext. 117  
Fax: (361) 814-5798

DIRECTOR  
Chelise Hyatt: (361) 500-3646

CAMP RANGER  
(361) 816-3891

## CAMP KARANKAWA SONG

On the hill above the water  
Up above the trees,  
Flows the flag of Camp Karankawa  
Waving in the breeze.  
Camp Karankawa, Camp Karankawa  
With your boys so true.  
Scouts and Scouters all together,  
Sing their praise to you.

# DIRECTIONS TO CAMP

## **DIRECTIONS FROM CORPUS CHRISTI**

Travel north on Interstate 37 to Mathis, Texas.

Take exit 34 towards Lake Corpus Christi State Recreation Area.

Turn left at State Highway 359. Travel on State Highway 359 south to Mathis.

Turn right on to park road 25 right before the Nueces River Bridge.

Follow park road 25 until you come to the entrance leading to the Lake Corpus Christi State Park.

Turn left into the entrance to the park.

Proceed towards the park until you reach the fork in the road.

Take the right fork right before entering State Park Headquarters to Camp Karankawa. Travel on road until you reach the camp entrance, turn left into the entrance and follow driveway to camp parking lot.

## **DIRECTIONS FROM VICTORIA**

Take US 59 south to Beeville (55 miles). Take US 181 south to Skidmore (12 miles).

Follow TX 359 southwest into Mathis. Travel on State Highway 359 through Mathis.

Turn right on to park road 25 right before the Nueces River Bridge.

Follow park road 25 until you come to the entrance leading to the Lake Corpus Christi State Park.

Turn left into the entrance to the park. Proceed towards the park until you reach the fork in the road.

Take the right fork right before entering State Park Headquarters to Camp Karankawa.

Travel on road until you reach the camp entrance, turn left into the entrance and follow driveway to camp parking lot.

## **DIRECTIONS FROM LAREDO**

Take US 59 north to Freer. Take State Hwy 44 east to Alice. Take TX 359 north to Mathis.

Cross the Nueces River Bridge and then turn left at Park Road 25. Follow this road until you come to the entrance leading to the Lake Corpus Christi State Park. Turn left into the entrance to the park.

Proceed towards the park until you reach the fork in the road. Take the right fork right before entering State Park Headquarters to Camp Karankawa.

Travel on road until you reach the camp entrance, turn left into the entrance and follow driveway to camp parking lot.



23564 Park Road 25

Entrance

GPS Coord. 28.071658N, 97.883772W

1.5 Miles To 1068



# Camp Karankawa

South Texas Council

Boy Scouts of America

southtexasbsa.org

(361) 814-4300

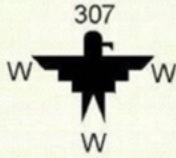
(800) 299-2267



Main Gate



130 Acres  
Founded 1947



Archery Range

Rifle Range

Shotgun Range

Mesquite Lodge

Staff Cabins

PARKING

Maintenance Barn

Ranger's House

Health Lodge

Vern Herring  
Visitor's Center

Dining Hall

Camp  
Headquarters

Trading Post  
& RESTROOMS

Carter  
Campfire  
Circle

Staff  
Cabins

RESTROOMS  
& SHOWERS

C.O.P.E.

Cabin 17

12

Scoutcraft  
Area

Council  
Ring

Nature  
Area

Swimming  
Pool

RESTROOMS  
& SHOWERS

Waterfront

6

15

5

4

RESTROOMS  
& SHOWERS

PARKING

14

3

1

Training  
Center

Chapel

Lake Corpus Christi

Lake Corpus Christi State Park



**GENERAL CAMP FACILITIES  
ALSO INCLUDE:**

- Extensive Waterfront
- Health Lodge
- Shower & Bathroom Facilities
- Office
- Heritage Center
- Scoutcraft Area
- Gaga Ball Pit
- Carter Campfire Circle
- Swimming Pool
- Training Center
- Climbing Wall
- Fishing Areas
- Trails
- Paintball
- Kayaking
- Canoeing
- Paddle Boarding
- Sailing
- Snorkeling
- Tomahawk Throwing

# CAMP AMENITIES

## CAMPSITES

All 15 campsites have a fire ring, picnic area, and nearby bathroom & shower facilities.

## CAMP TRADING POST

Open throughout the day, the Trading Post offers a variety of Scout items such as socks, hats, shirts, merit badge books, handicraft provisions, toothpaste, candy, juices, ice cream and a wide assortment of souvenirs. Cash and credit cards accepted.

## DINING HALL

All meals are provided by professional cooks and served (cafeteria style) by our staff. Well-planned meals provide a balanced diet and seconds are usually available.

## RANGES

The B.B. Gun and Archery facilities have been designed with safety in mind, and are certified by BSA standards.

## MESQUITE LODGE/SCOUTMASTER LOUNGE

Adult Leaders can enjoy our Scoutmaster Lounge which offers air-conditioning, WIFI, and couches. This is a great place to relax or get caught up on any work you may need to take care of.



## NATIONAL CAMP STANDARDS

Camp Karankawa is inspected each year by a Scouting America review team and consistently meets or exceeds all established standards and regulations. The camp is also regularly inspected by the Texas Department of Health to ensure compliance with state requirements. Our on-site Health Lodge is staffed by a qualified medical professional who provides routine care and addresses any health concerns. At all times, Camp Karankawa maintains the highest standards of health and safety to ensure a secure and positive experience for every camper.



# CAMP KARANKAWA STAFF AIMS & OBJECTIVES

1. To provide every camper with a wholesome and safe experience.
2. To help campers develop a keen awareness and appreciation for the great outdoors and to motivate them to assume the responsibility for living in harmony with nature.
3. To help fulfill the basic objectives of Scouting America – building character, citizenship training, physical and mental fitness – through personal examples, stimulation and educational programs.
4. To demonstrate an enthusiastic Scouting Spirit and good leadership.
5. To exemplify the principles of the Scout Oath and Law.
6. To promote a spirit of genuine friendliness and understanding of others and cooperation.



## REFUND POLICY

Refunds of prepaid camp fees will be made by check to the participant's unit or the individual who paid the fee as follows:

- Written refund requests received at the Scout Service Center more than 45 days before the first day of the camp will be refunded in their entirety except for \$65.00.
- Written refund requests received at the Scout Service Center 45 days or less before the first day of the camp and more than 7 days before the participant's scheduled arrival at camp will be refunded in their entirety less 60%.
- No refunds will be granted less than 7 days before the participant's arrival at camp.

Written refund requests will be granted, unquestioned, according to the guidelines outlined above. Prepaid camp fees may be transferred to another Scout within the same Scouting unit without a penalty. This refund policy is being enacted to provide the maximum flexibility to Scouts and their families while protecting the council's pre-paid camp expenses based on the unit's reservation numbers.

## CAMP STAFF MISSION STATEMENT

To provide scouts and scouters with a fun, educational, and memorable experience in order to perpetuate the values and traditions of Camp Karankawa through the worldwide movement of Scouting.



# INFORMATION FOR GROWN-UPS

## FIRST TIME ADULT AT CAMP?


### YOUTH PROTECTION:

The Youth Protection Policies of the Boy Scouts of America are practiced at Camp Karankawa. To insure that all Scouts have their privacy respected, National Camp Standards require that all adults and youth shower separately.

### SECURITY AT CAMP:

Be certain to secure all valuables. Keep spending money in a safe place and work with the Scouts to provide only the amount of money that they need each day. Please report all suspicious activities to camp staff. This is for the safety of all campers.

**EACH PARTICIPANT MUST BRING THEIR PROPERLY COMPLETED MEDICAL FORMS. PARTS A & B .**



## POLICIES PERTAINING TO ALL SCOUTS, LEADERS, STAFF AND VISITORS

- It is against the policies of Scouting America to possess or consume any form of alcoholic beverages, drugs or narcotics (not under the prescription of a physician licensed to practice medicine) on any property owned or operated by Scouting America.
- The South Texas Council also prohibits the possession or use of any type of fireworks on camp property.
- Hazing of any form is considered child abuse and will not be tolerated anywhere under the auspices of Scouting America.
- Do not cut live trees.
- Absolutely no candles, flames or open fires of any kind may be used in tents. Only battery lanterns are permitted in tents.

# CAMP POLICIES

## INSECT CONTROL

Parents should make sure that their Scout be prepared for insect control. A good insect repellent will handle the situation.

Both insect repellent and mosquito netting will be available at the Camp Trading Post. **DO NOT** spray insect repellent on tent surfaces (it destroys waterproofing). If ant problems occur, contact the Camp Ranger for assistance.

## MEDICATIONS AT CAMP

Medications to be taken at camp may either be turned in at the Health Lodge during medical recheck or kept under lock & key at the campsite. All medications must be in the proper original containers labeled with the name of the medication and written dosage directions. Use the Medication Check In form located in the forms section of the Parent's Guide.

## YOUTH PROTECTION

The Youth Protection Policies Scouting America are practiced at Camp Karankawa. To insure that all Scouts have their privacy respected, National Camp Standards require that adults and youth shower separately.

## CAMP STAFF AREA

Scouts and Leaders are not allowed in the camp staff personnel area at any time unless permitted by the camp director.

## SHOWER HOUSES AND RESTROOMS

Please supervise your Scouts when they are using the facilities to ensure they are caring for the facilities properly.

Please ensure if the Scouts are using the facilities they are out by a reasonable time as some are very close to campsites and we must be "courteous" to our fellow campers.

## DISCIPLINE

The conduct and discipline of your Cub Scout is your responsibility. We ask for your cooperation. Camp Staff will not discipline Scouts unless serious bodily injury or property damage may result. Your campsite is your home. Entering another campsite or loitering there can cause problems.



## FORMS:

**SCAN THE QR CODE  
TO DOWNLOAD AND  
FILL OUT  
IMPORTANT CAMP  
FORMS**



## CAMP EMERGENCY PLANS LIGHTNING

If you are caught in an exposed place, quickly move in a direction away from the direction of the approaching storm, and squat down, keeping your head low. A dense forested area located in a depression provides the best protection. Avoid taking shelter under isolated trees or trees much taller than adjacent trees. Stay away from water, metal objects, and other substances that will conduct electricity long distances.

By squatting with your feet close together, you have minimal contact with the ground, thus reducing danger from ground currents. If the threat of lightning strikes is great, your group should not huddle together but spread out at least 15 feet apart. If one member of your group is jolted, the rest of you can tend to him. Whenever lightning is nearby, take off backpacks with either external or internal metal frames. In tents, stay at least a few inches from metal tent poles.

**In the event of lightning or thunder, all aquatics and target activities will be suspended until the storm passes.**

# WEEKEND SCHEDULE:

## FRIDAY

TIME	BALOO ADULT TRAINING	CUB SCOUT PROGRAM
6:00–7:00 PM	Arrival & Campsite Setup – Check-in, site assignments, distribute BALOO materials.	Families set up tents and organize pack sites.
7:00–7:30 PM	Opening Assembly – Flag ceremony, welcome, staff introductions, overview of BALOO weekend.	Participate in flag ceremony; learn a camp song. <b>IN FRONT OF DINING HALL</b>
7:30–8:15 PM	Health & Safety – Overview of BSA policies, Sweet Sixteen of Safety, risk management, and site approval forms.	Games & Crafts <b>IN THE DINING HALL</b>
8:15–8:45 PM	Campfire Planning – Assign skits/songs to dens; discuss model campfire.	Practice campfire skits <b>IN THE DINING HALL</b>
8:45–9:15 PM	Evening Fellowship / Cracker Barrel	Family cracker barrel (bring your own snacks).
9:15 PM	Lights Out	Lights Out

## SATURDAY

TIME	BALOO ADULT TRAINING	CUB SCOUT PROGRAM
7:00–8:00 AM	Breakfast at Pack Campsites	Eat with family.
8:00–8:15 AM	Morning Flag Ceremony	Morning Flag Ceremony
8:15–8:45 AM	<b>Campsite Selection Class</b> – Safe layout, fire rings, tent spacing, sanitation zones.	Games and Crafts <b>IN THE DINING HALL</b>
8:45–9:15 AM	<b>Gear Selection Class</b> – Six Essentials vs. Scout Basic Essentials, packing demo.	Games and Crafts <b>IN THE DINING HALL</b>
9:15–9:45 AM	Break / Transition	Snack break <b>IN THE DINING HALL</b>
9:45–11:15 AM	Round-Robin #1 (4 stations): • Cub Scouts & GPS • Aquatics in the Cub Program • Nature & Hiking • Gear Hands-On Practice	Outdoor Adventure Stations: • Plant ID walk with Parents • Bug hunt • Water safety chant - <b>MEET IN FRONT OF DINING HALL</b>
11:15 AM–12:00 PM	Lunch Prep (at pack campsites)	Cook and eat with family <b>AT CAMPSITE</b>
12:00–12:45 PM	Lunch & Fellowship	Lunch & Fellowship
12:45–1:00 PM	Break	Break
1:00–3:00 PM	Shooting Sports Block (All Participants) – BB guns, archery, slingshot <b>AT THE RANGES</b>	Shooting Sports with Parents <b>AT THE RANGES</b>
3:00–3:25 PM	Break	Snack break <b>IN THE DINING HALL</b>

# WEEKEND SCHEDULE:

## SATURDAY (Continued)

TIME	BALOO ADULT TRAINING	CUB SCOUT PROGRAM
3:25–4:55 PM	Round-Robin #2 (4 stations):• Outdoor Ethics / Leave No Trace• Cooking & Sanitation• First Aid• Practical Knife Safety for Cub Scouts	DINING HALL PROGRAM: Art table, marble run, magic tricks, games, and more.
4:55–5:15 PM	<b>Meal Planning Workshop</b> – menus and duty rosters.	
5:15–5:45 PM	<b>Duty to God</b> – Introduce interfaith service concepts; plan Sunday morning service.	<b>Raingutter Regatta IN FRONT OF DINING HALL</b>
5:45–6:00 PM	Prepare for dinner and flag lowering.	Assist with flag ceremony.
6:00–7:00 PM	Dinner (Pack Campsites)	Eat with family <b>AT CAMPSITE</b>
7:00–7:25 PM	Outdoor Ceremonies Class – Flag retirement or pack recognition ceremony.	Campfire Song and Skit practice <b>IN THE DINING HALL</b>
7:25–8:00 PM	Campfire Prep / Setup	
8:00–9:00 PM	Campfire Program – Skits, songs, reflections, closing thought.	Perform skits & songs at campfire.
9:00–9:30 PM	Cracker Barrel / Fellowship	Family time.
10:00 PM	Lights Out	Lights Out

## SUNDAY

7:00–8:00AM	Breakfast at Pack Campsites	Eat with family <b>AT CAMPSITE</b>
8:00–8:15AM	Morning Flag Ceremony	Morning Flag Ceremony
8:15–9:15AM	Round-Robin #3: Stoves, Lanterns, & Fire Safety	Dining Hall STEM activities.
9:15–9:45AM	Basic Knots for Cub Scouts – joint, hands-on session (Cubs tie knots with parents).	Participate in knot instruction.
9:45–10:15AM	Program Planning for Cub Scout Campouts – small-group planning exercise, share ideas.	Help clean campsite.
10:15–10:45AM	Interfaith Worship Service – planned by Saturday's "Duty to God" group.	Participate in service.
10:45–11:30AM	Course Review & Graduation Ceremony – distribute BALOO completion certificates.	Recognition and "Thank You" circle.
11:30–12:00PM	Break Camp & Depart	Break Camp & Depart

# CAMP REGISTRATION AND FEES - NOV 22-24

## CAMP FEES

- EVERYONE 5 AND OVER - \$25 if attending with a Pack (pack is purchasing/brining food)
- EVERYONE 5 AND OVER - \$50 if attending without a pack (council is providing food)
- YOUTH UNDER 5 - FREE
- SATURDAY ONLY DAY GUESTS - \$25 (for everyone ages 5+)



AT MINIMUM ONE PARENT PER FAMILY NEEDS TO CAMP WITH THEIR SCOUTS

SCAN THE QR CODE TO REGISTER NOW!

Adults who stay the full weekend are eligible to take the BALOO training!

Tent rentals are available for \$30 for the weekend. Tents comfortably hold 3 people and will be set up and taken down by event staff.

## WHAT ARE THE CUB SCOUT SIX ESSENTIALS?

THESE ARE ITEMS EVERY CUB SCOUT SHOULD CARRY IN THEIR PERSONAL GEAR WHEN GOING ON HIKES OR CAMPOUTS:

- **FIRST-AID KIT:** ADHESIVE BANDAGES, MOLESKIN, GAUZE, ANTIBIOTIC OINTMENT, ETC.
- **WATER BOTTLE:** FILLED AND LARGE ENOUGH TO LAST UNTIL IT CAN BE FILLED AGAIN
- **FLASHLIGHT:** FOR EMERGENCY USE ONLY
- **TRAIL FOOD:** CAN BE MADE AS A DEN ACTIVITY PRIOR TO HIKE OR CAMPOUT
- **SUN PROTECTION:** SUNSCREEN OF SPF 30 OR GREATER AND A HAT
- **WHISTLE:** FOR EMERGENCY USE ONLY

## PACKING LIST

IT IS RECOMMENDED THAT YOU BRING THE FOLLOWING TO CAMP

- TENT OR TARP, POLES, AND STAKES
- WATERPROOF GROUND CLOTH OR PLASTIC SHEET
- SLEEPING BAG, PILLOW, AIR MATTRESS OR PAD
- CUP, BOWL, PLATE, KNIFE, FORK, SPOON, MESH BAG
- CLOTHES BAG
- SWIMSUIT
- CUB SCOUT UNIFORM
- PONCHO OR RAINCOAT
- PAJAMAS
- UNDERWEAR
- DURABLE SHOES, SHOE LACES
- HAT
- GLOVES
- EXTRA SOCKS, SHOES, OTHER EXTRA CLOTHING
- TOOTHPASTE, TOOTHBRUSH, COMB
- WASHCLOTH, TOWEL
- SOAP
- EXTRA PLASTIC BAG OR CONTAINER
- FIRST AID KIT
- WATER BOTTLE
- FLASHLIGHT, BATTERIES
- SUNSCREEN
- INSECT REPELLENT
- WHISTLE
- SAFETY PINS



## ITEMS TO LEAVE AT HOME

- FIREWORKS
- FIREARMS AND AMMUNITION
- BOWS AND ARROWS
- ELECTRONIC GAMES
- PETS