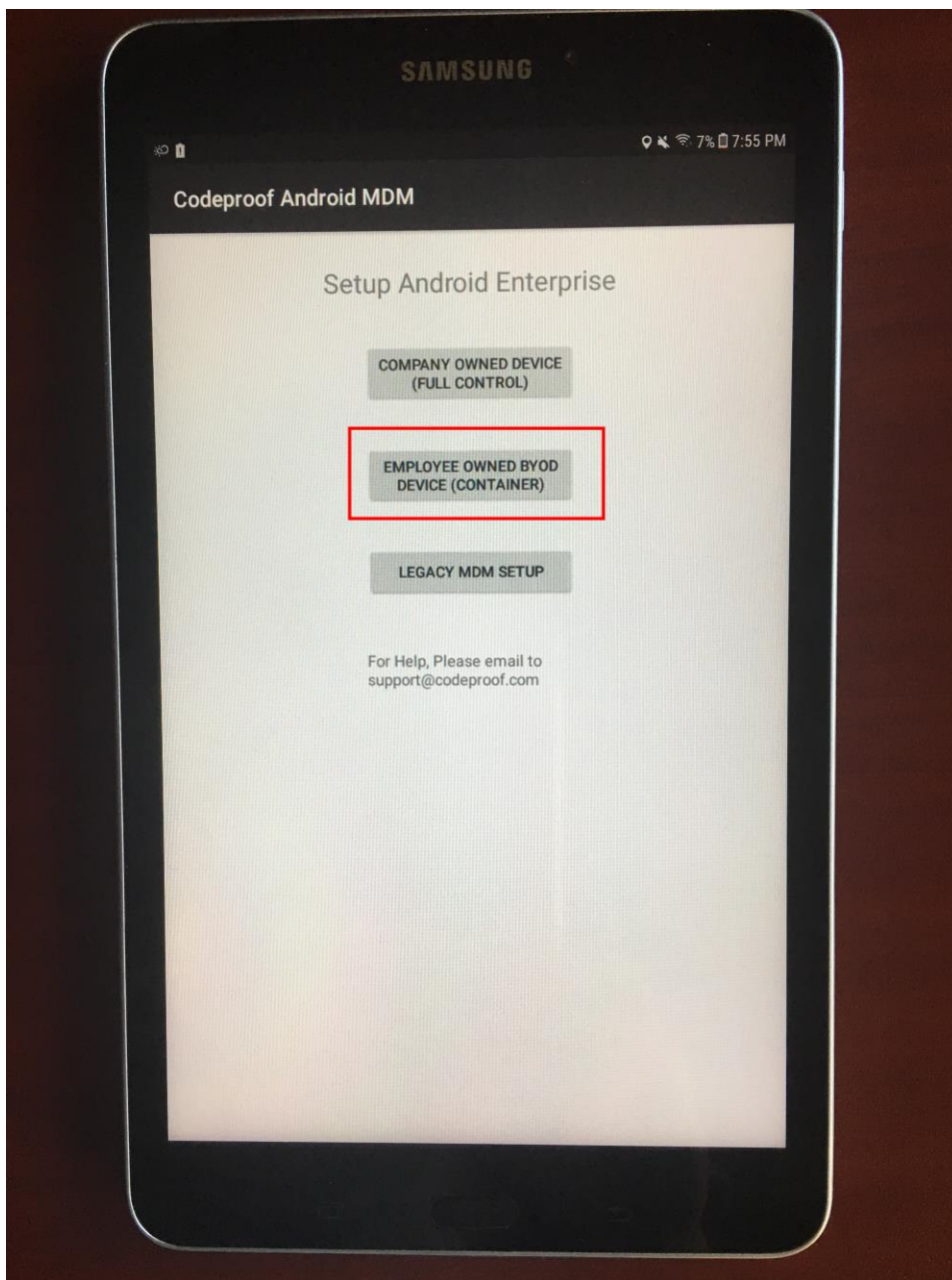


# Android Enterprise BYOD Setup

Initially you download and install the MDM app in the personal area of the phone. Then MDM app will create a workspace and puts work related apps in the workspace. Later you remove the downloaded MDM app from the personal area.

- On employee phone, Install Codeproof MDM app from [Google playstore](https://play.google.com/store/apps/details?id=com.codeproof.mdm)
- Launch the app and follow below screens.



SAMSUNG



7% 7:55 PM

### Terms and Conditions

Please read the following carefully before downloading and installing Android for Work on your device.

Samsung provides the Trusted Boot, as one of its security features, to detect rooting and custom ROM (i.e., not Samsung official firmware) installed in your device during boot time. After Android for Work is installed, and if such rooting or custom ROM is detected, your device will automatically enter factory reset mode and the data or application you stored or installed in your device will be deleted. You are strongly advised to back up important data or information in other devices such as your personal computer. Samsung shall not be responsible for any loss of data or application caused by the factory reset resulting from rooting or custom ROM.

By clicking the "Yes" button, you fully and clearly acknowledge the foregoing risk of data loss resulting from rooting or custom ROM and you agree that Samsung shall not be responsible for any loss of data or application caused by the factory reset resulting from rooting or custom ROM.

Do you want to proceed with the download and installation of Android for Work?

DISAGREE AGREE



SAMSUNG



7:56 PM 7%



## Set up work profile

Your organization controls this profile and keeps it secure. You control everything else on your device.

The following app will need to access this profile:



Codeproof Android MDM

NEXT

SAMSUNG



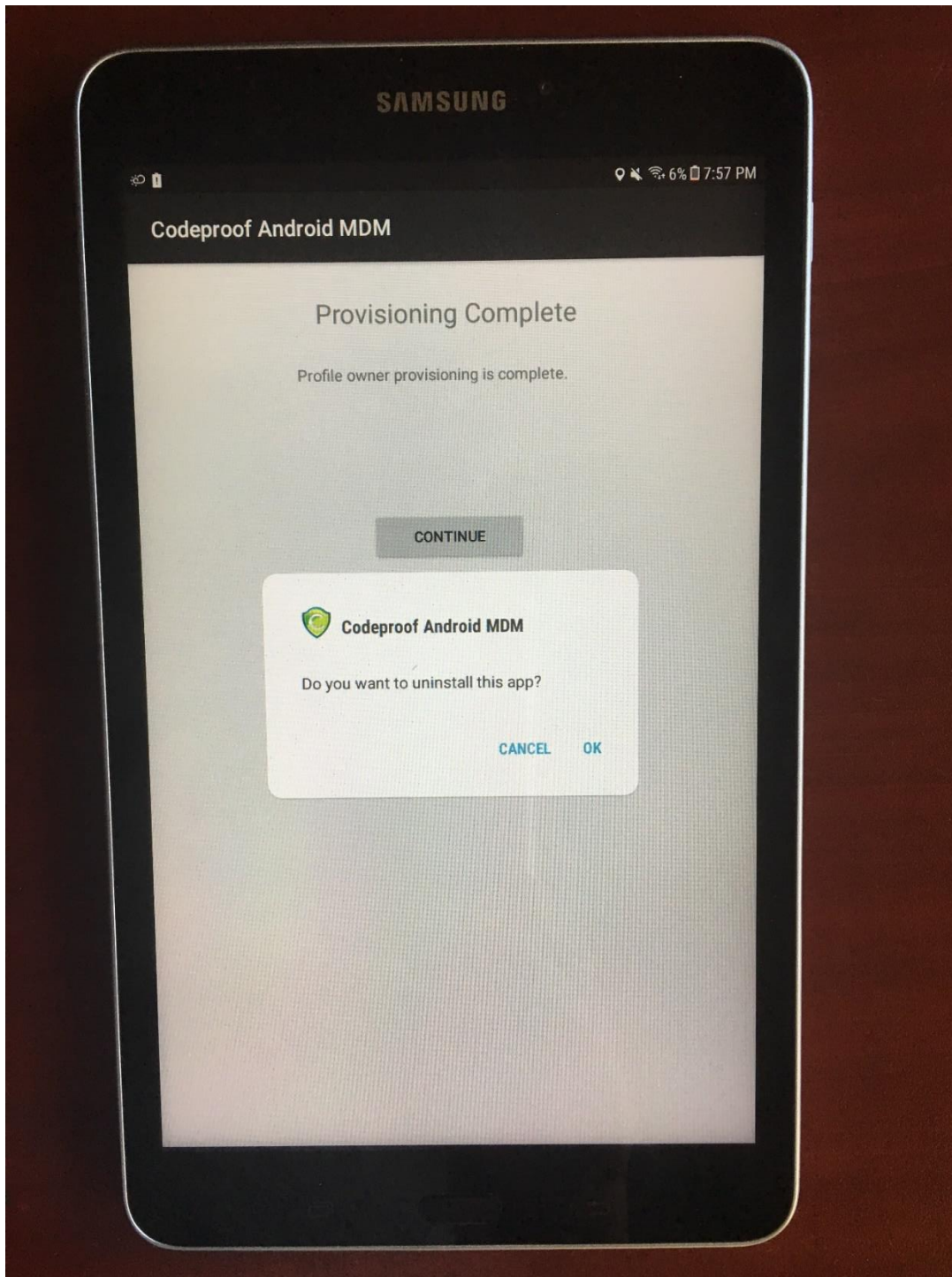
7:56 PM 7% battery



## Setting up your work profile...



Now uninstall the MDM app that you had download in the personal area.



SAMSUNG



6% 7:57 PM

## Codeproof Android MDM

Enroll this device

I ALREADY HAVE AN ACCOUNT

I AM A NEW CUSTOMER



SAMSUNG



6% 7:58 PM

## Codeproof Android MDM

### Enroll Device

Codeproof® Account Id (email):

sshetty@codeproof.com

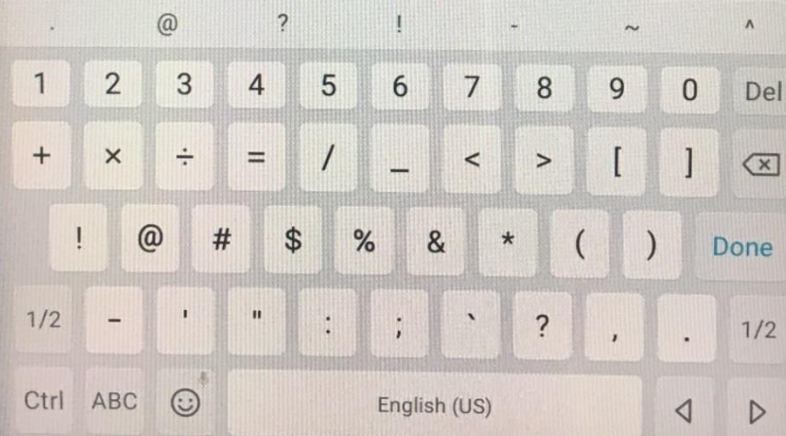
Password:

....

Display Name(Enter employee name or id/number. This id will be shown in the web console):

425-985-8004

ENROLL DEVICE



SAMSUNG



6% 7:58 PM

## Codeproof Android MDM

### Enroll Device

Codeproof® Account Id (email):

sshetty@codeproof.com

Password:

....


Display Name(Enter employee name or id/number. This id will be shown in the web console):

425-985-8004

ENROLL DEVICE

Device enrolled successfully.

CONTINUE



1/2 Android for Work account added successfully  
[01431632752214364187@android-for-work.gserviceaccount.com].  
Please continue. 1/2

Ctrl ABC English (US)



SAMSUNG



6% 7:59 PM

< USAGE DATA ACCESS



Codeproof Android MDM  
Off



Device maintenance  
Off



Finder  
On



Google Play services  
On



Google Play services  
On



Google Play Store  
On



Google Play Store  
On



Network Monitor  
Off

SAMSUNG



6% 7:59 PM

## < USAGE DATA ACCESS



Codeproof Android MDM

Allow usage tracking



Allow apps to monitor which other apps you use and how often, and identify your service provider, language settings, and other usage data.



SAMSUNG



6% 7:59 PM

## Codeproof Android MDM



MDM Type: Profile Owner

MOBILE ANTIVIRUS

DEVICE INFORMATION

ACTIVITY LOG

UPDATE NOW

Device is managed by Codeproof®

## CONTACT SUPPORT

[support@codeproof.com](mailto:support@codeproof.com)

1-866-986-BYOD (Mon - Fri, 9AM to 6PM, Pacific Standard Time)

<http://www.codeproof.com>