










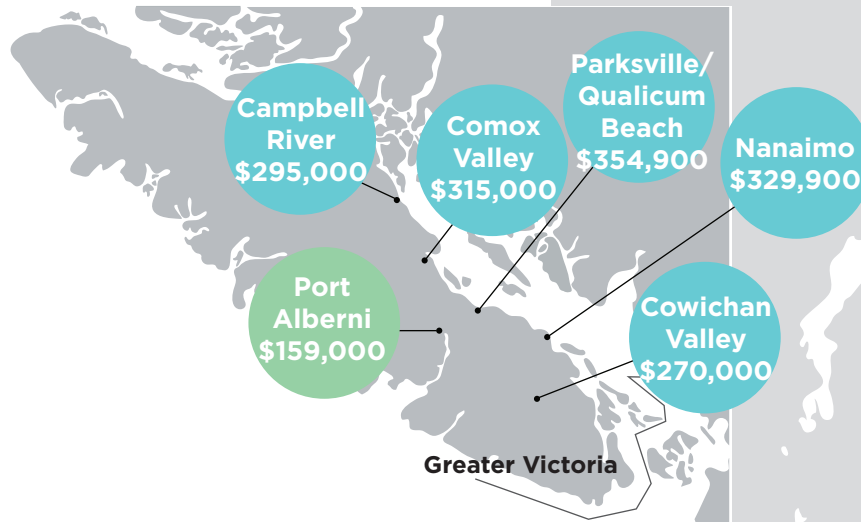
WHAT'S THE MEDIAN SALES PRICE OF A SINGLE FAMILY HOME IN YOUR AREA?



Median Range of Prices

-  \$1 million **+Above**
-  \$850,000 - \$999,999
-  \$700,000 - \$849,999
-  \$550,000 - \$699,999
-  \$400,000 - \$549,999
-  \$250,000 - \$399,999
-  **Below** \$249,999

Vancouver Island




Greater Victoria





WHAT'S THE MEDIAN SALES PRICE OF A CONDO IN YOUR AREA?



Median Range of Prices

- \$500,000 +Above
- \$450,000 - \$499,999
- \$400,000 - \$449,999
- \$350,000 - \$399,999
- \$300,000 - \$349,999
- \$250,000 - \$299,999
- Below \$249,999



**WHAT'S THE MEDIAN SALES PRICE
OF A SINGLE FAMILY HOME IN
YOUR AREA?**

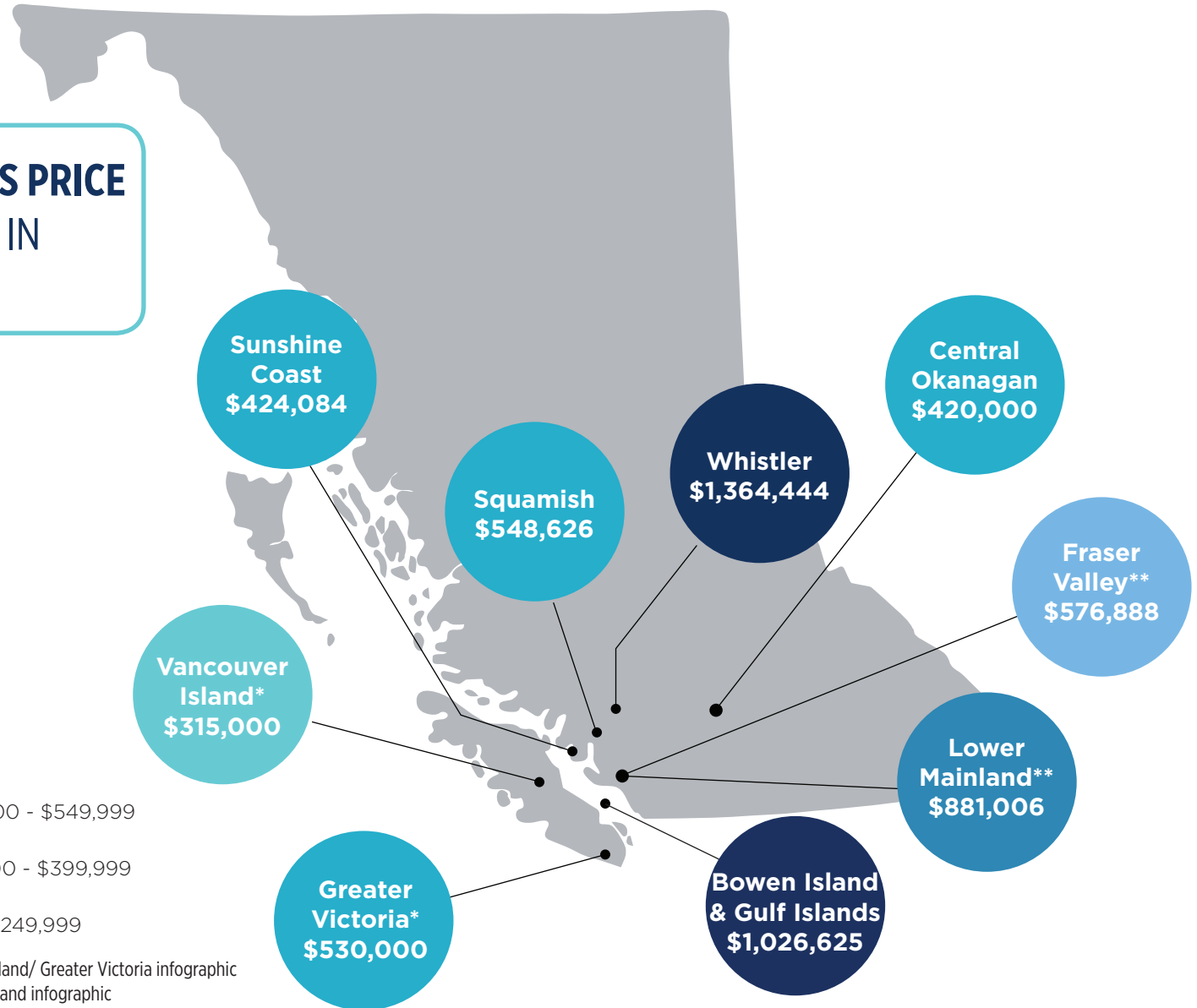


Median Range of Prices

- \$1 million **+Above**
- \$850,000 - \$999,999
- \$700,000 - \$849,999
- \$550,000 - \$699,999
- \$400,000 - \$549,999
- \$250,000 - \$399,999
- Below** \$249,999


* See Vancouver Island/ Greater Victoria infographic

** See Lower Mainland infographic





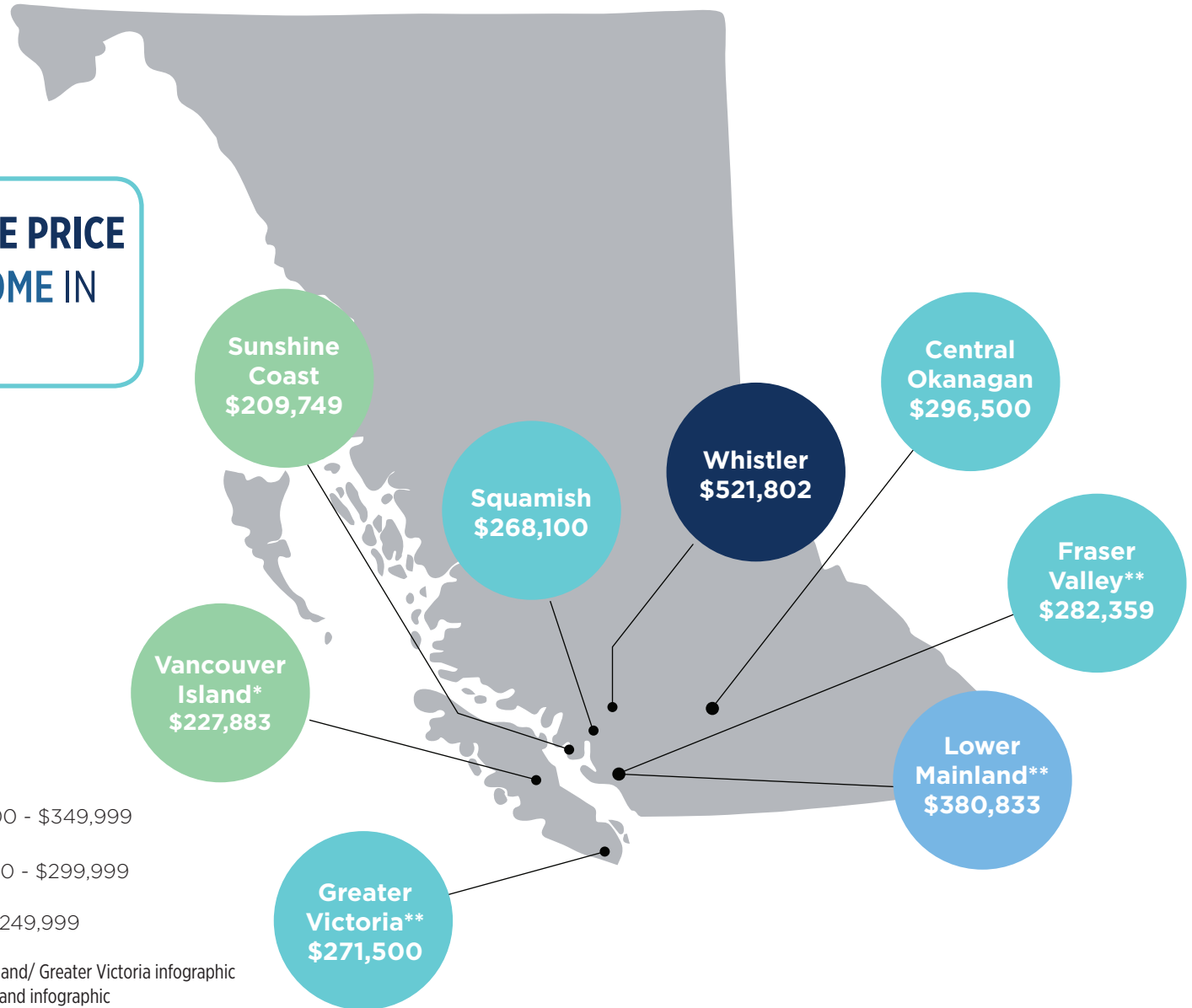
**WHAT'S THE MEDIAN SALE PRICE
OF A CONDO OR TOWNHOME IN
YOUR AREA?**



Median Range of Prices

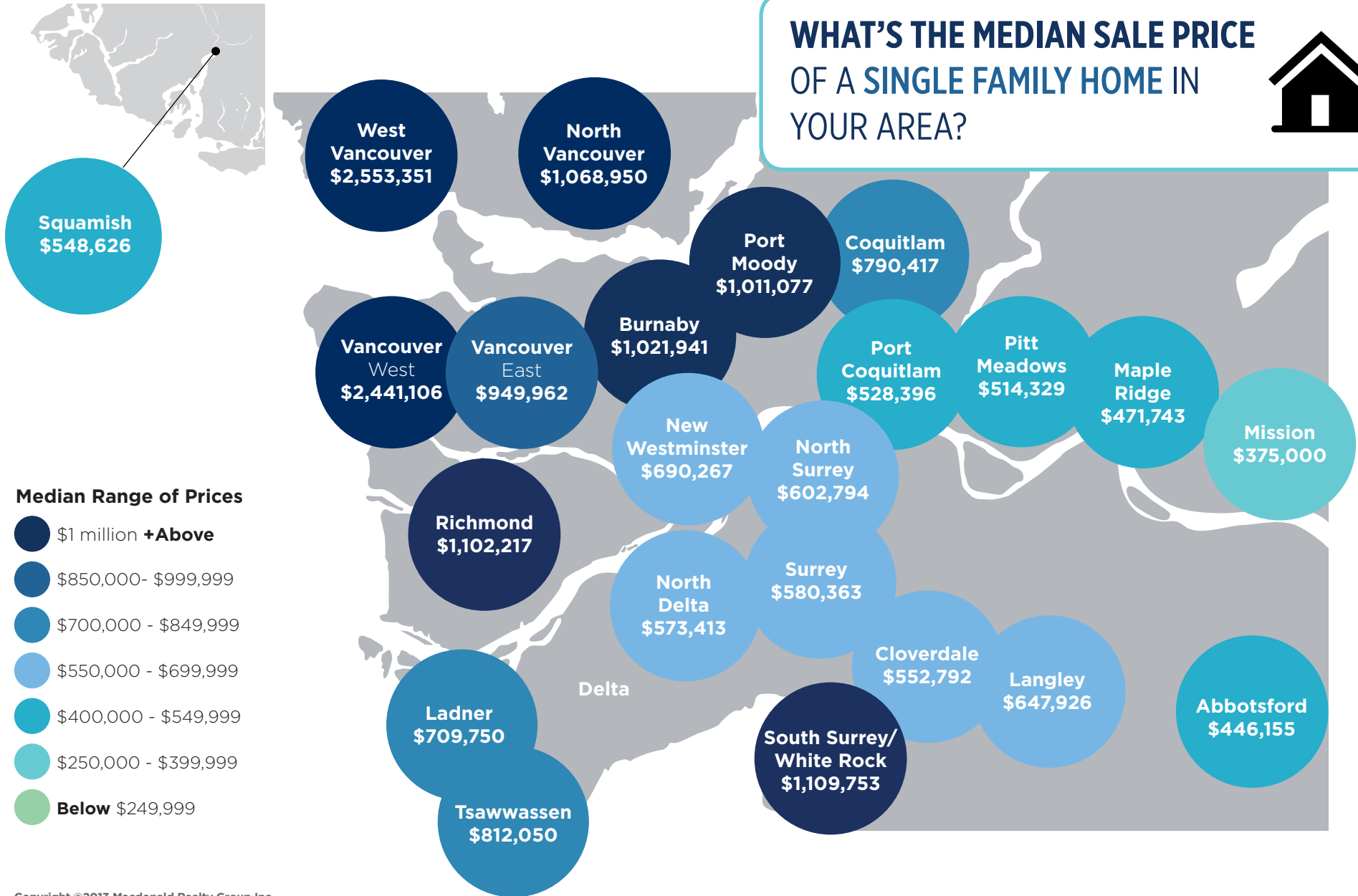
- \$500,000 **+Above**
- \$450,000 - \$499,999
- \$400,000 - \$449,999
- \$350,000 - \$399,999
- \$300,000 - \$349,999
- \$250,000 - \$299,999
- Below** \$249,999

* See Vancouver Island/ Greater Victoria infographic
** See Lower Mainland infographic







LOWER MAINLAND SINGLE FAMILY HOMES

**WHAT'S THE MEDIAN SALE PRICE
OF A SINGLE FAMILY HOME IN
YOUR AREA?** 



Median Range of Prices

-  \$1 million +Above
-  \$850,000 - \$999,999
-  \$700,000 - \$849,999
-  \$550,000 - \$699,999
-  \$400,000 - \$549,999
-  \$250,000 - \$399,999
-  Below \$249,999



**WHAT'S THE MEDIAN SALE PRICE
OF A CONDO OR TOWNHOME IN
YOUR AREA?**

