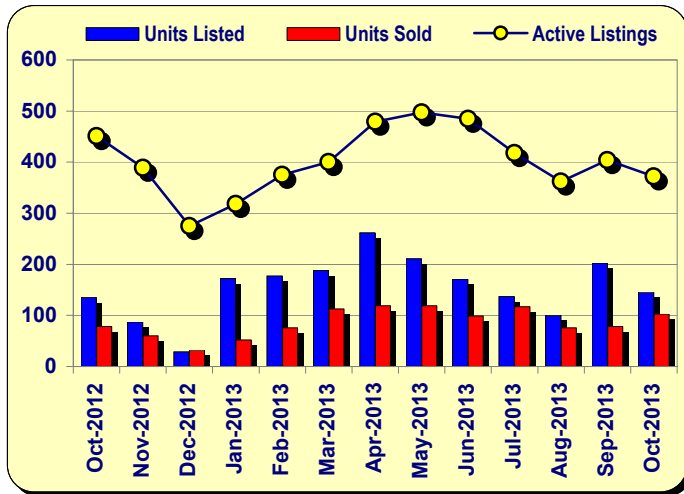
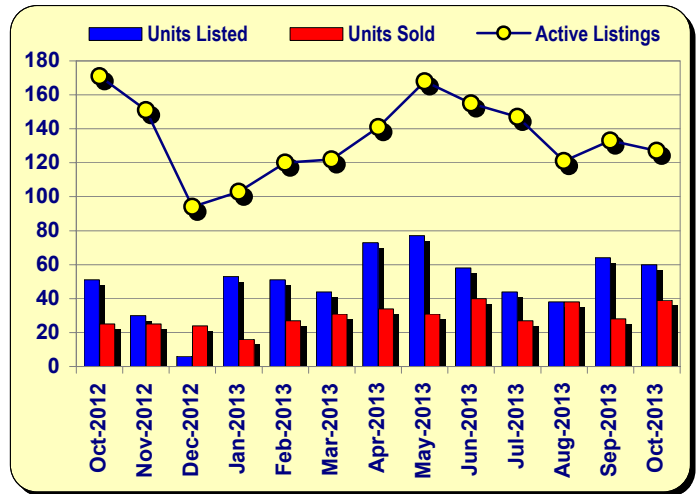


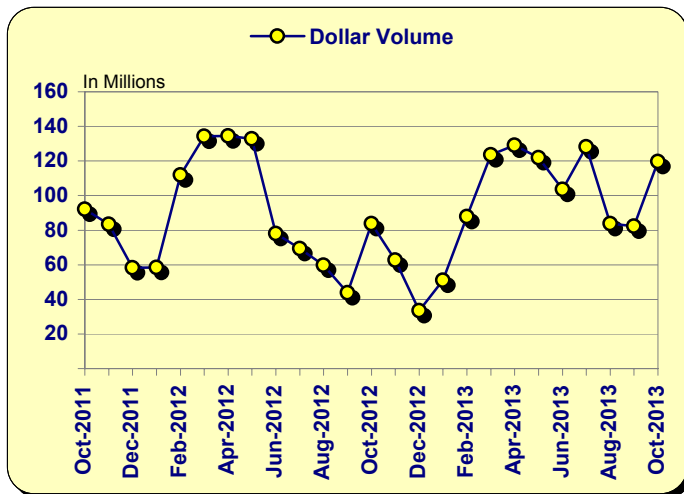
NORTH VANCOUVER - DETACHED



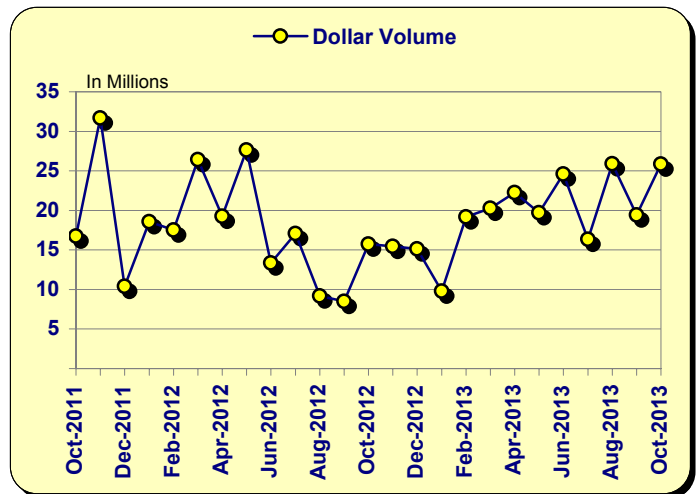
NORTH VANCOUVER - ATTACHED



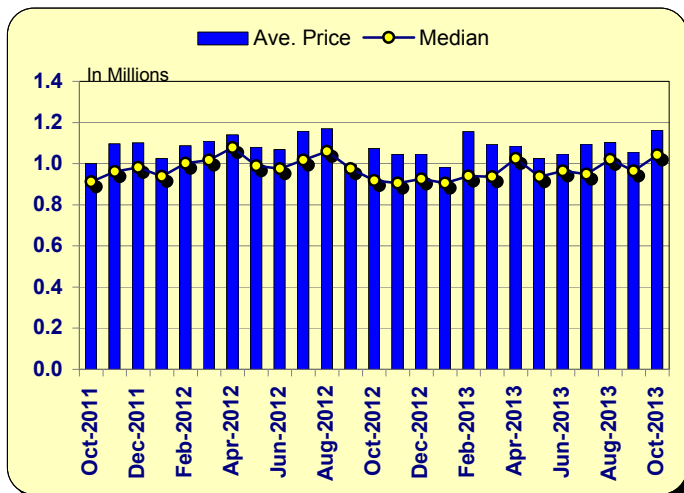
NORTH VANCOUVER - DETACHED



NORTH VANCOUVER - ATTACHED

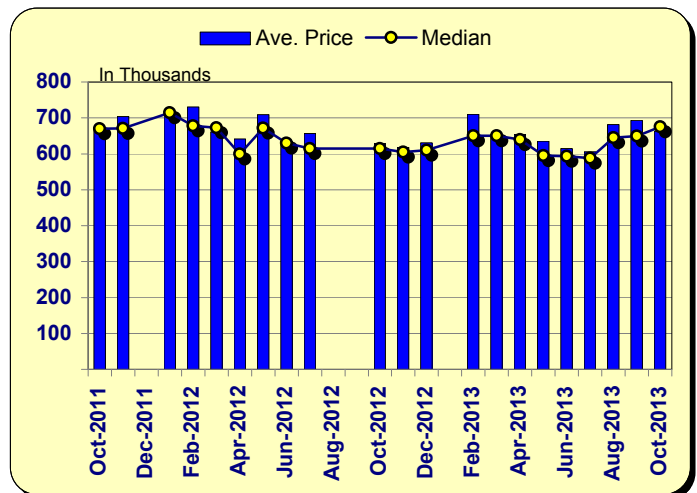


NORTH VANCOUVER - DETACHED



Months with less than 20 sales are not shown

NORTH VANCOUVER - ATTACHED

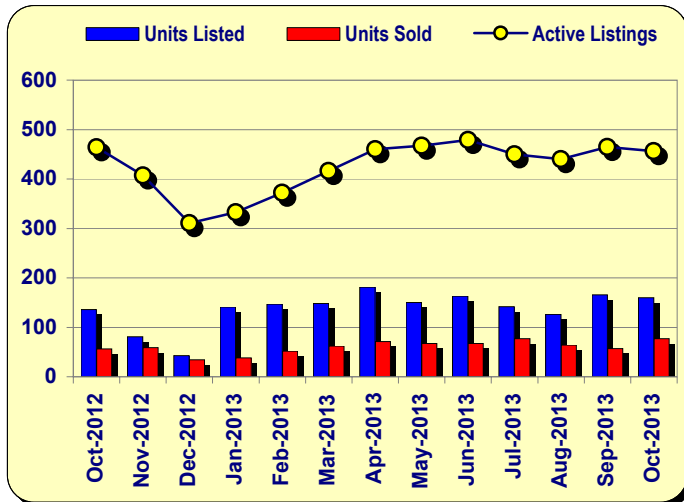


Months with less than 20 sales are not shown.

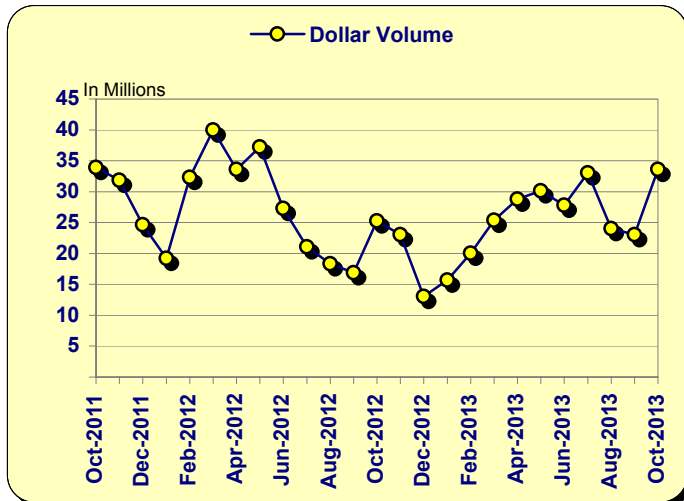


ABOVE INFORMATION IS FROM SOURCES BELIEVED RELIABLE BUT SHOULD NOT BE RELIED UPON WITHOUT VERIFICATION.
REAL ESTATE BOARD OF GREATER VANCOUVER ASSUMES NO RESPONSIBILITY FOR ITS ACCURACY.

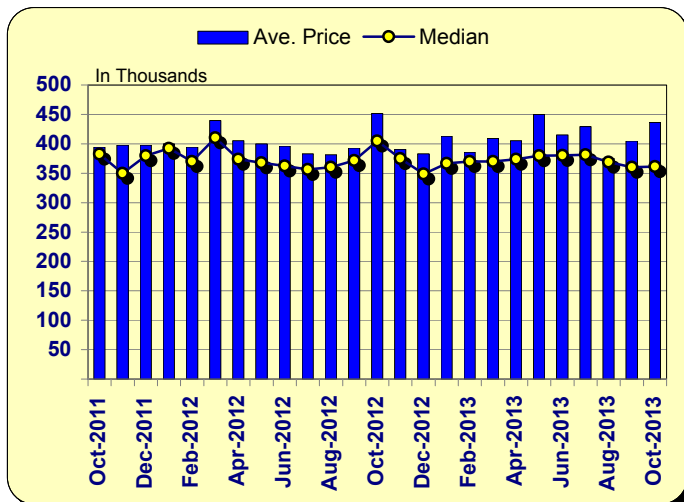
NORTH VANCOUVER - APARTMENT



NORTH VANCOUVER - APARTMENT



NORTH VANCOUVER - APARTMENT



Months with less than 20 sales are not shown.

NORTH VANCOUVER SALES JANUARY 1, 2013 - OCTOBER 31, 2013

PRICE RANGE	DET	ATT	APT	OTHER	TOTAL
UNDER \$100,000	1	0	0	0	1
100,000 - 199,999	2	1	24	0	27
200,000 - 299,999	0	0	141	0	141
300,000 - 399,999	0	17	210	0	227
400,000 - 499,999	4	41	129	0	174
500,000 - 599,999	7	79	60	0	146
600,000 - 699,999	44	69	31	0	144
700,000 - 799,999	130	47	14	0	191
800,000 - 899,999	173	31	7	0	211
900,000 - 999,999	154	7	2	0	163
1,000,000 - 1,099,999	92	5	2	0	99
1,100,000 - 1,199,999	76	13	2	0	91
1,200,000 - 1,299,999	74	1	1	0	76
1,300,000 - 1,399,999	56	1	5	0	62
1,400,000 - 1,499,999	22	0	3	0	25
1,500,000 - 1,599,999	23	0	1	0	24
1,600,000 - 1,699,999	21	0	0	0	21
1,700,000 - 1,799,999	16	0	0	0	16
1,800,000 - 1,899,999	19	0	0	0	19
1,900,000 - 1,999,999	6	0	0	0	6
2,000,000 - 2,099,999	6	0	0	0	6
2,100,000 - 2,199,999	2	0	0	0	2
2,200,000 - 2,299,999	9	0	0	0	9
2,300,000 - 2,399,999	2	0	0	0	2
2,400,000 - 2,499,999	1	0	0	0	1
2,500,000 - 2,599,999	2	0	0	0	2
2,600,000 - 2,699,999	2	0	0	0	2
2,700,000 - 2,799,999	2	0	0	0	2
2,800,000 - 2,899,999	0	0	0	0	0
2,900,000 - 2,999,999	0	0	0	0	0
3,000,000 +	4	0	0	0	4
TOTALS	950	312	632	0	1,894

Explanation of Median Sale Prices

The Average Prices "bar" graph also shows a "line" that shows the median price. The median price is shown on this graph because the median is only marginally affected by sales occurring at the lower or higher extremities.

To obtain a median price, all of the sales are arrayed in order of price. In the case of an even number of sales, the median is the highest price in the lower half of the group.

If the number of sales is an odd amount, the midpoint sales is taken as the median.

