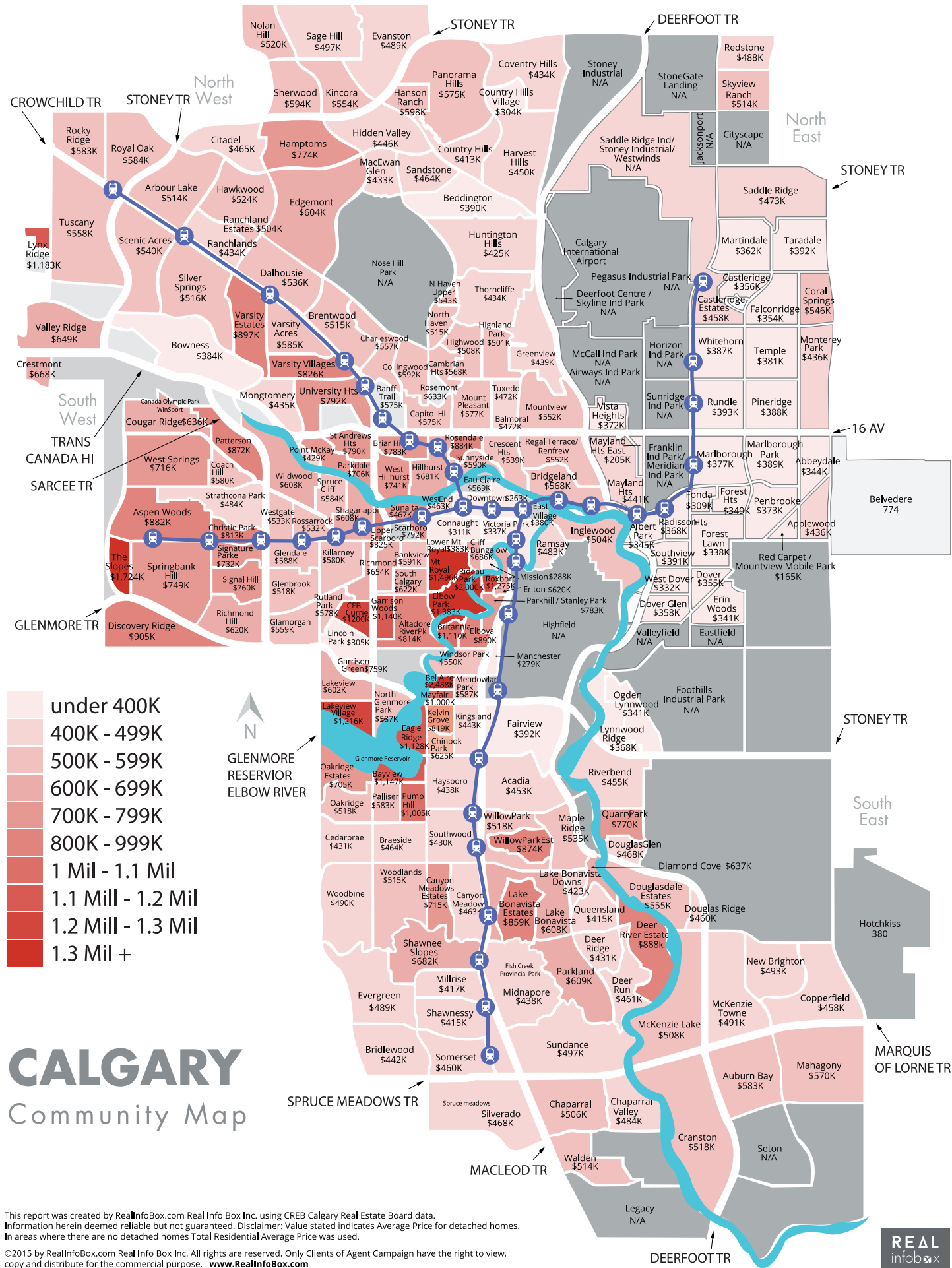


as of September 30, 2017



CALGARY REAL ESTATE QUARTERLY MARKET REPORT

CALGARY Community Map

This report was created by RealInfoBox.com Real Info Box Inc. using CREB Calgary Real Estate Board data. Information herein deemed reliable but not guaranteed. Disclaimer: Value stated indicates Average Price for detached homes. In areas where there are no detached homes Total Residential Average Price was used.
 ©2015 by RealInfoBox.com Real Info Box Inc. All rights are reserved. Only Clients of Agent Campaign have the right to view, copy and distribute for the commercial purpose. www.RealInfoBox.com

AB ANDY BUKOVSKI
 of ANDY BUKOVSKI GROUP
RE/MAX Real Estate (Central)
 206, 2411 - 4 STREET N.W., Calgary, T2M 2Z8

Andy Bukovski
 REALTOR®
 403-830-9123
 firstandy@gmail.com
 www.andybhomes.com





CALGARY REAL ESTATE QUARTERLY MARKET REPORT

as of September 30, 2017



RE/MAX Real Estate (Central)
206, 2411 - 4 STREET N.W., Calgary, T2M 2Z8

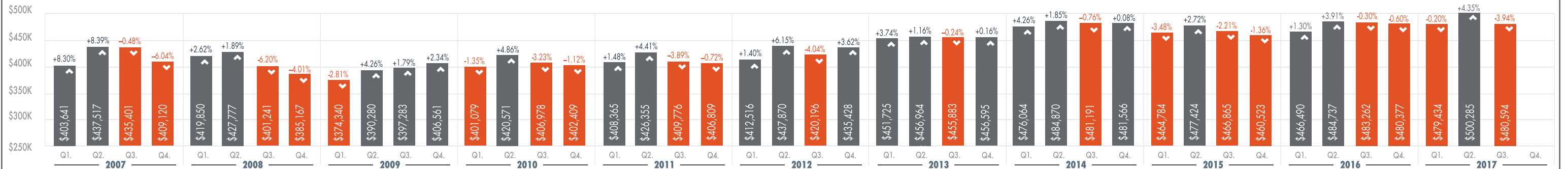
Andy Bukovski
REALTOR®
403-830-9123
firstandy@gmail.com
www.andyhomes.com



AVERAGE SOLD PRICE

Quarterly Average of Residential Prices for the City of Calgary

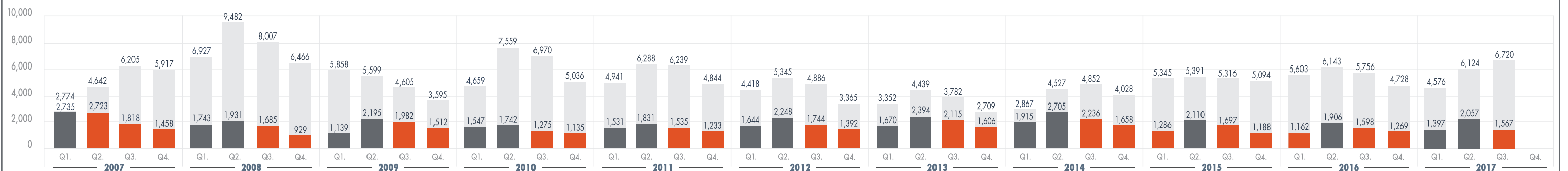
www.andyhomes.com



ACTIVE & SOLD LISTINGS

Quarterly Average of ACTIVE Listings for the City of Calgary | Quarterly Average of SOLD Listings for the City of Calgary

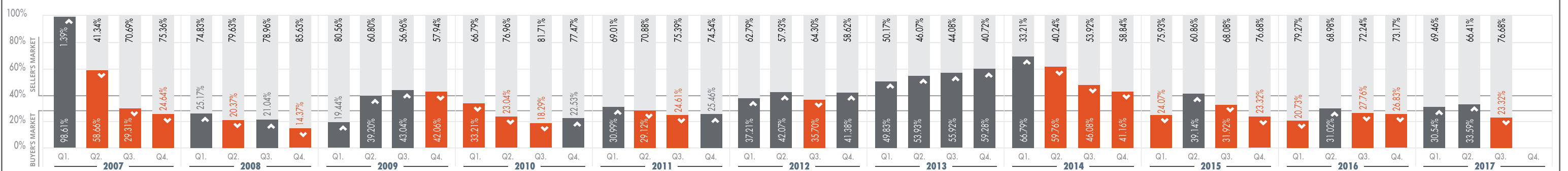
www.andyhomes.com



LISTING ABSORPTION RATE

% of UNSOLD, EXPIRED & TERMINATED Listings | % of homes SOLD out of Active Listings

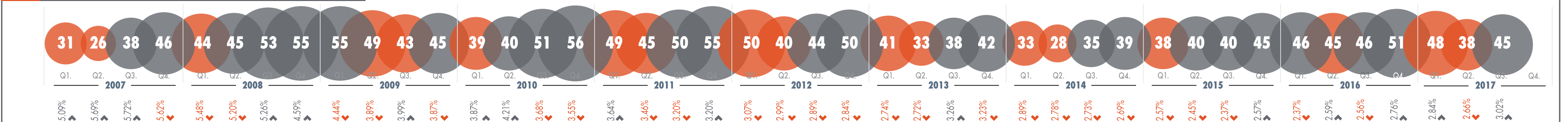
www.andyhomes.com



AVERAGE DAYS ON MARKET

Quarterly Average of ADOM (Average Days on Market) for the City of Calgary

www.andyhomes.com



INTEREST RATES - Advertised ATB Financial 5 Years Closed Mortgage Interest Rate

