


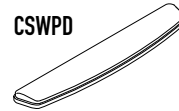
Installation Instructions

Cushioned Replacement for Palm Rests

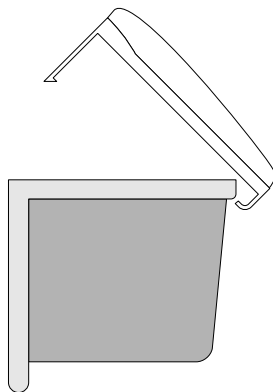
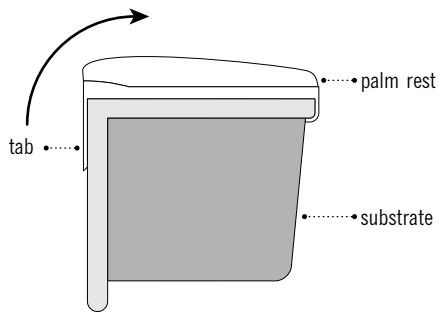
CSWP



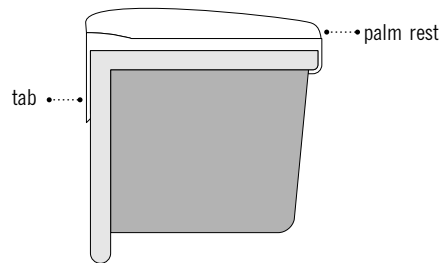
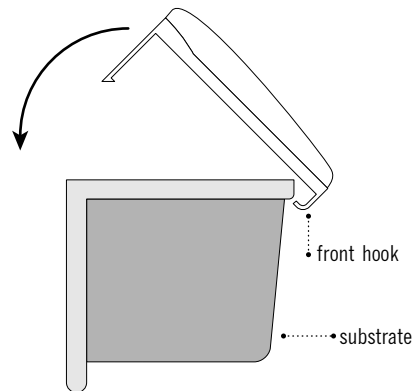
CSWPD



- 1** To remove original cushioned palm rest from substrate, lift tabs on back side of palm rest.



- 2** To install new cushioned palm rest, position front hooks to underside of substrate. Gently press down on palm rest to snap tabs into place.



details[®]
For a better day at work.™

www.details-worktools.com
Arena Station / 25 Ottawa SW / Fourth Floor Grand Rapids, Michigan 49503

©2000 Office Details, Inc., Grand Rapids, MI 49503. A Steelcase Company.
All rights reserved. Printed in U.S.A. 12/00