



MANUAL DE MONTAGEM
ASSEMBLY INSTRUCTIONS
INSTRUCCIONES DE MONTAJE

GUARDA-ROUPA ROMA COM ESPELHO GOLD
WARDROBE ROMA WITH MIRROR GOLD
ROPERO ROMA CON ESPEJO GOLD



PEÇAS POR VOLUME / PIECES BY VOLUME / PIEZAS POR VOLUMEN

VOLUME 1 - CAIXA PORTAS / VOLUME 1 - DOOR BOX / VOLUMEN 1 - CAJA DE PUERTA				
NUM.	COD.	DESCRIÇÃO / DESCRIPTION / DESCRIPCIÓN	QDT. QTY. CTD.	MEDIDAS (MM) SIZE (MEASUREMENTS) (MM) DIMENSIONS (MM)
12	13436	TAMPO SUPERIOR / HIGHER BASE / TAPA SUPERIOR	1	1340x510x12
10	13425	TAMPO MALEIRO / CLOSET TOP SHELF BASE / TAPA PORTA EQUIPAJES	1	1340x380x12
9	13424	PRATELEIRA / SHELF / ESTANTE	2	664x377x12
2	3952	RODAPE TRASEIRO / REAR FOOTER / MARCO BASE TRASERO	1	1340x70x15
26	3949	PORTA / DOOR / PUERTA	2	2050x676x15
21	4278	PERFIL H / PROFILE H / PERFIL H	3	1360
17	4281	CABIDEIRO / COAT HANGER / PERCHERO	2	654

VOLUME 2 - CAIXA ESTRUTURA / VOLUME 2 - STRUCTURE BOX / VOLUMEN 2 - CAJA DE ESTRUCTURA				
NUM.	COD.	DESCRIÇÃO / DESCRIPTION / DESCRIPCIÓN	QDT. QTY. CTD.	MEDIDAS (MM) SIZE (MEASUREMENTS) (MM) DIMENSIONS (MM)
4	13429	LATERAL ESQUERDA / LEFT SIDE / LATERAL IZQUIERDA	1	2180x510x12
5	13430	LATERAL DIREITA / RIGHT SIDE / LATERAL DERECHA	1	2180x510x12
7	13427	DIVISÓRIA / DIVISION / DIVISION	1	1609x380x12
13	3946	MOLDURA SUPERIOR / TOP FRAME / MARCO SUPERIOR	1	1310x82x15
1	3947	RODAPE FRONTAL / FRONT FOOTER / MARCO BASE FRONTAL	1	1340x70x15
6	13435	TAMPO INFERIOR / LOWER BASE / TAPA INFERIOR	1	1340x510x12
11	3940	BATENTE MALEIRO / LATH OF THE CLOSET TOP SHELF / RIPA DE PORTA EQUIPAJES	1	450x70x12
22	1273	LATERAL DE GAVETA / SIDE OF DRAWER / LATERAL DEL CAJÓN /	4	350x100x15
23	3941	FRENTE DE GAVETA / FRONT OF DRAWER / FRENTE DE CAJÓN	2	614x150x12
24	8938	TRASEIRO DE GAVETA / REAR LATH OF DRAWER / RIPA TRASERA DE CAJÓN	2	560x70x12
25	3944	FUNDO DE GAVETA / DRAWER BOTTOM / FONDO DE CAJÓN	2	589x357x3
20	3945	COSTAS / BACK PANEL / PANEL TRASERO	4	1360x520x3
3	3965	TRAVESSA RODAPÉ / BASEBOARD CROSSPIECE / REFUERZO INTERNO MARCO BASE	1	465x70x15
14	3968	ENCABEÇAMENTO LATERAL / SIDE FRAME / MARCO LATERAL	2	2180x65x15
19	4197	CORREDIÇA / DRAWER SLIDE / CORREDERA	2	300
15	4279	TRILHO SUPERIOR / HIGHER RAIL / RIEL SUPERIOR	1	1330
16	4280	TRILHO INFERIOR / LOWER RAIL / RIEL INFERIOR	1	1330
29	14621	KIT DE FERRAGEM / HARDWARE KIT / KIT DE HERRAJES	1	-

VOLUME 3 - CAIXA ESPELHO / VOLUME 3 - MIRROR BOX / VOLUMEN 3 - CAJA DE ESPEJO				
NUM.	COD.	DESCRIÇÃO / DESCRIPTION / DESCRIPCIÓN	QDT. QTY. CTD.	MEDIDAS (MM) SIZE (MEASUREMENTS) (MM) DIMENSIONS (MM)
28	7124	ESPELHO PLUS/PREMIUM / MIRROR PLUS/PREMIUM / ESPEJO PLUS/PREMIUM	4	670x509x3,0

COMPOSIÇÃO KIT FERRAGEM / HARDWARE KIT COMPOSITION / COMPOSICIÓN KIT DE HERRAJES

LETRA LETTER LETRA	COD.	IMAGEM IMAGE IMAGEN	DESCRIÇÃO DESCRIPTION DESCRIPCIÓN	LETRA LETTER LETRA	COD.	IMAGEM IMAGE IMAGEN	DESCRIÇÃO DESCRIPTION DESCRIPCIÓN
A	14573		PARAFUSO 3,5x35 FLANGEADO SCREW / TORNILLO	L	4249		SAPATA PLÁSTICA PLASTIC SHOE / ZAPATO PLÁSTICO
C	4383		PARAFUSO 3,5x30 CHATO SCREW / TORNILLO	M	4202		CAVILHA 06X30 PEG / TARUGO
D	13298		PARAFUSO 4,0x35 SCREW / TORNILLO	N	6378		CAVILHA 06X40 PEG / TARUGO
E	6412		PARAFUSO 3,0x20 CHATO SCREW / TORNILLO	O	4385		PREGO 10X10 NAIL / CLAVO
F	6533		PARAFUSO 3,5x16 CHATO SCREW / TORNILLO	Q	4180		ROLDANA PORTA DOOR PULLEY / POLEA PUERTA
G	4181		PARAFUSO 3,5x12 FLANGEADO SCREW / TORNILLO	S	14576		CANTONEIRA ANGULAR ANGLE BRACKETS / ESQUINA ÁNGULO
H	4196		PARAFUSO 3,0x12 CHATO SCREW / TORNILLO	T	6399		DISTANCIADOR PLÁSTICO 25MM SUPPORT PLASTIC / DISTANCIADOR PLÁSTICO
J	14572		CANT. 02 FUROS ANGLE BRACKETS 02 HOLES / ESQUINA 02 AGUJEROS	I	6377		CONECTOR DE MONTAGEM MOUNTING CONNECTOR / CONECTOR DE MONTAJE
K	4198		SUPORTE CABIDEIRO HANGER SUPPORT / SOPORTE PARA PERCHERO	V	4201		TAPA FURO ADESIVO ADHESIVE HOLE COVER/TAPA AGUERO ADHESIVO

CARO CLIENTE

Obrigado por adquirir um de nossos produtos.
Visite nosso site e conheça toda nossa Linha.

Acesse: www.cariocamoveis.com.br

DEAR CUSTOMER

Thank you for purchasing one of our products.
Visit our website and get to know our entire line.

Access: www.cariocamoveis.com.br

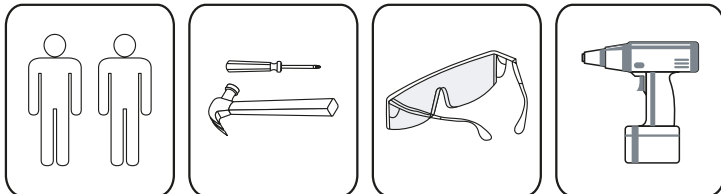
ESTIMADO CLIENTE

Gracias por adquirir uno de nuestros productos.
Visite nuestro sitio web y conozca toda nuestra línea.

Acceso: www.cariocamoveis.com.br

NECESSÁRIO PARA MONTAGEM

REQUIRED FOR ASSEMBLY / REQUERIDO PARA EL MONTAJE



OBSERVAÇÃO IMPORTANTE

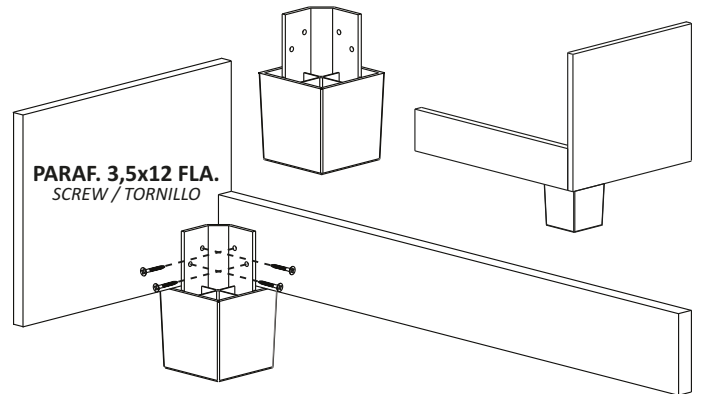
Pés não incluso neste Produto (vendidos separadamente). Caso tenha adquirido o Kit de Pés, a fixação deverá ser feita a partir da etapa de N°2.

IMPORTANT NOTE

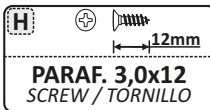
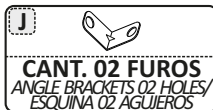
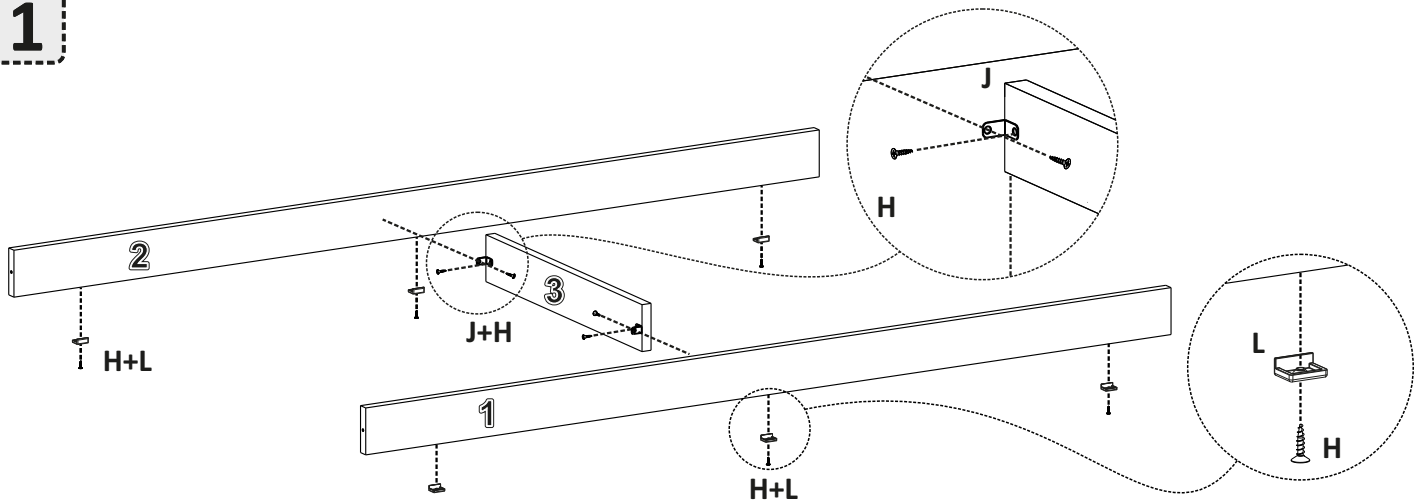
Feet not included in this Product (sold separately). In case you have If the Kit of Feet is purchased, the fixation must be done from step #2.

NOTA IMPORTANTE

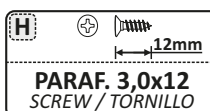
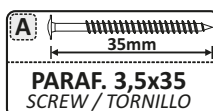
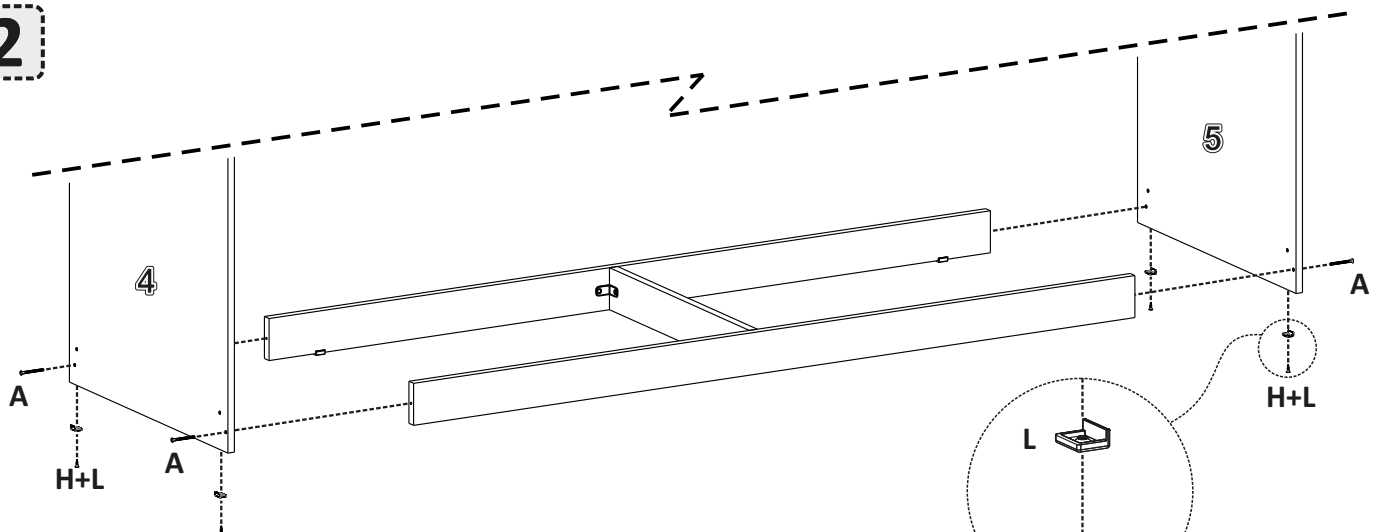
Patatas no incluidas en este producto (vendidas separadamente). Caso tenga comprado el kit de patatas, la fijación acontece a partir de la etapa N°2.



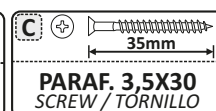
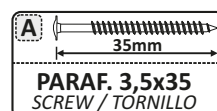
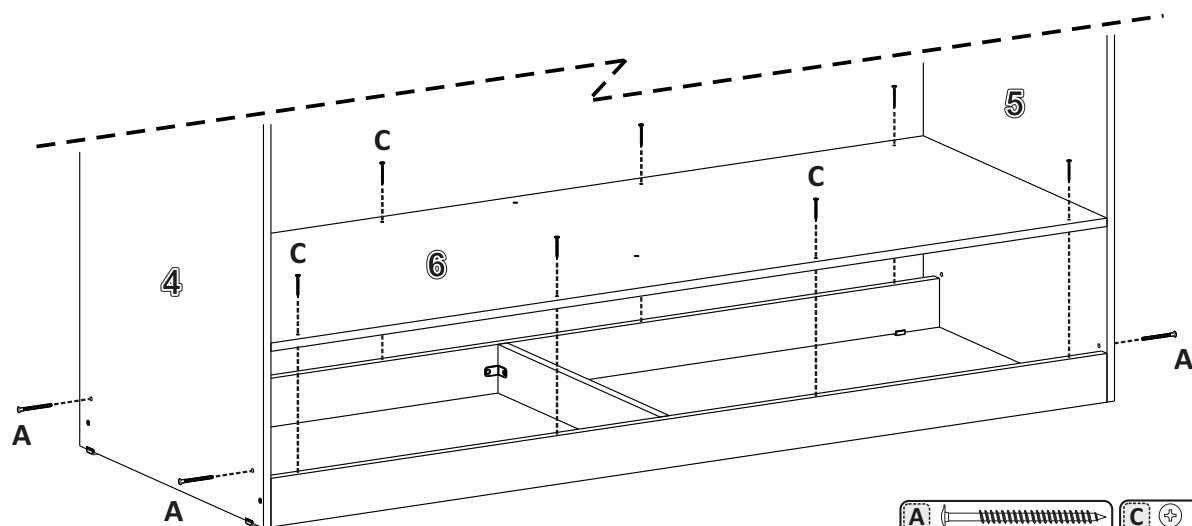
1



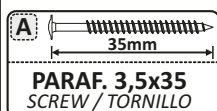
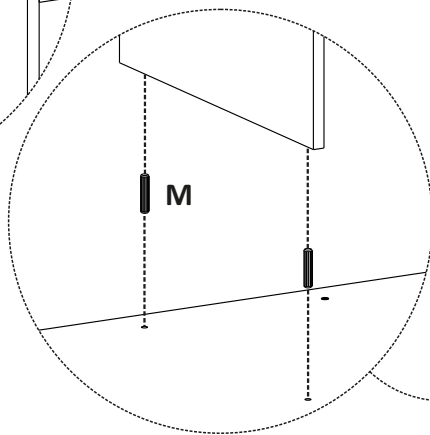
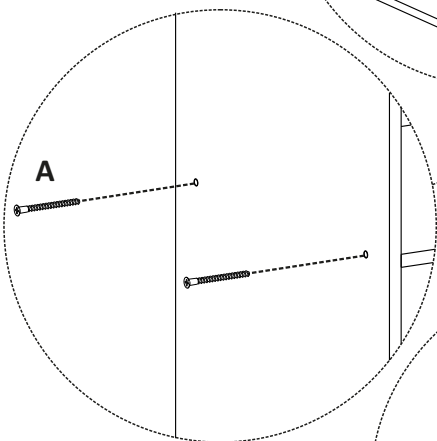
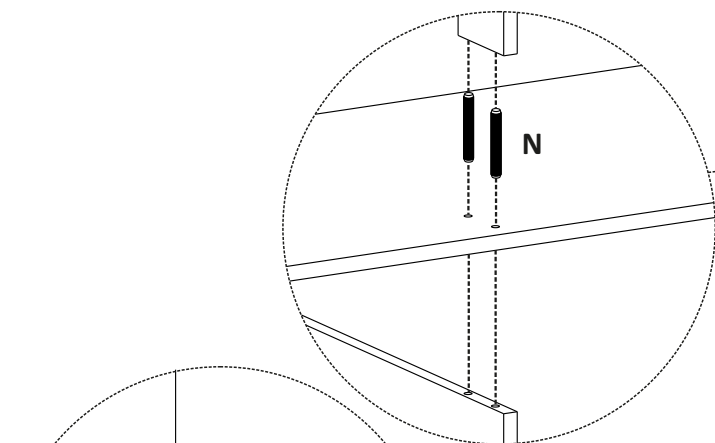
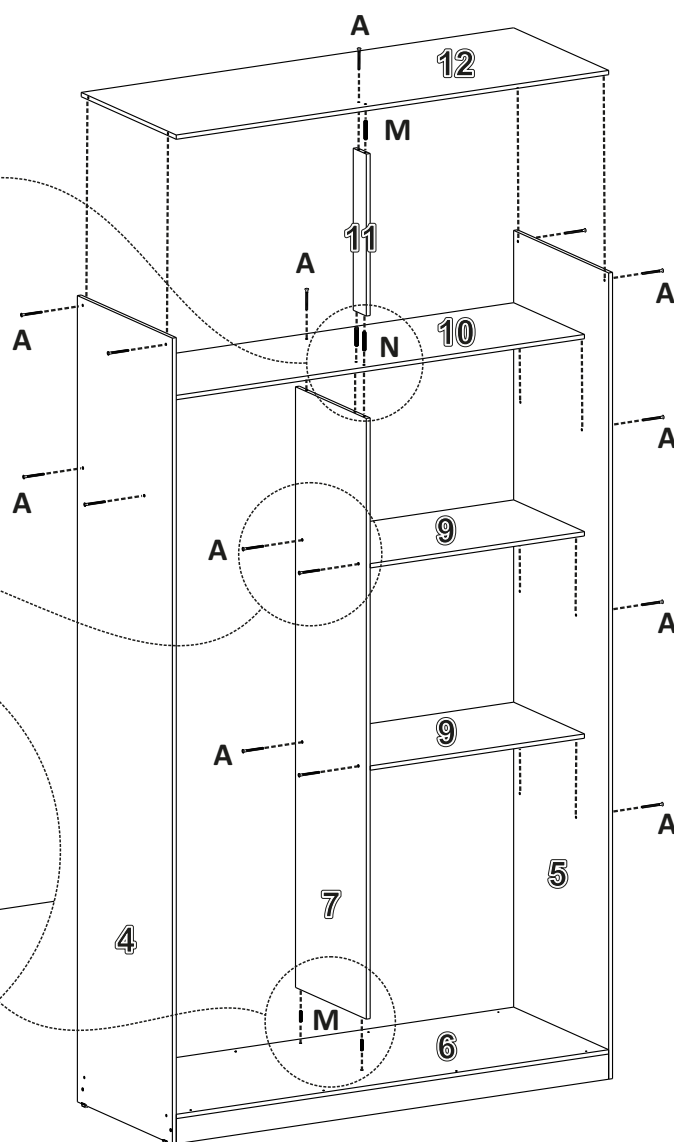
2



3

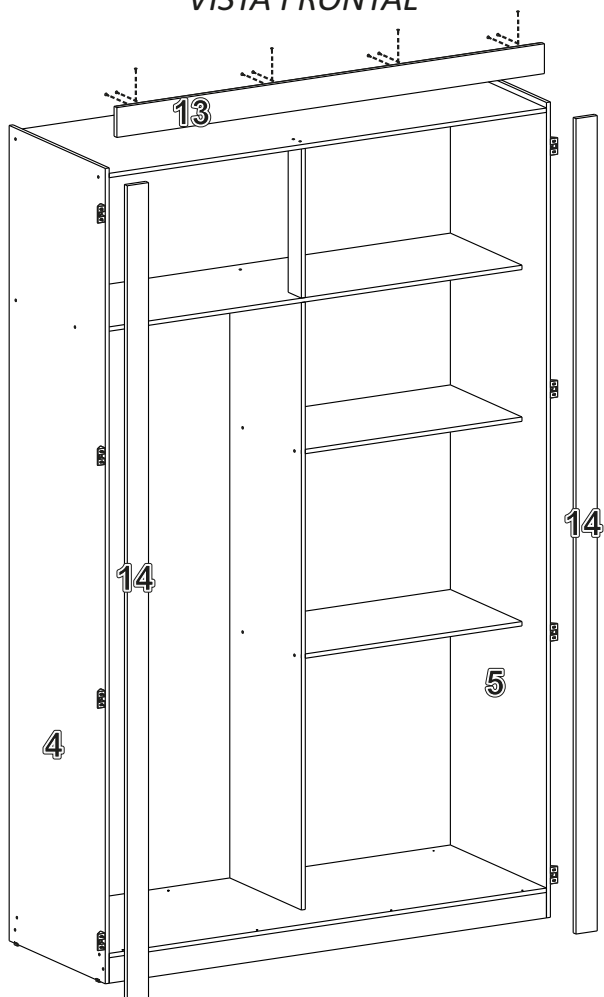


4

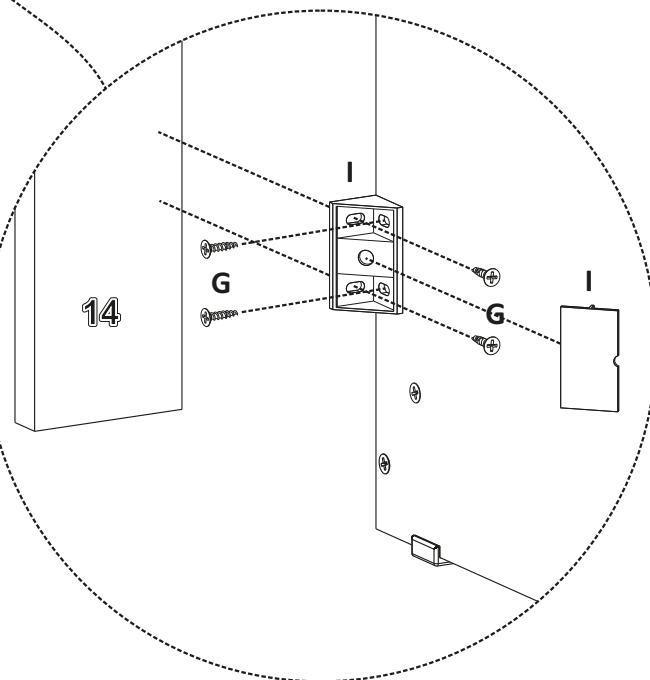
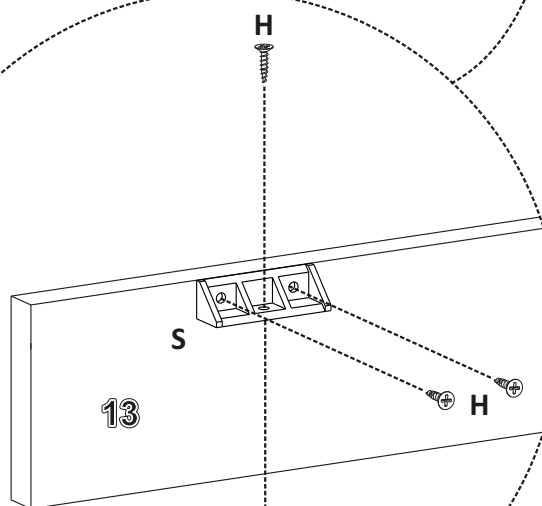
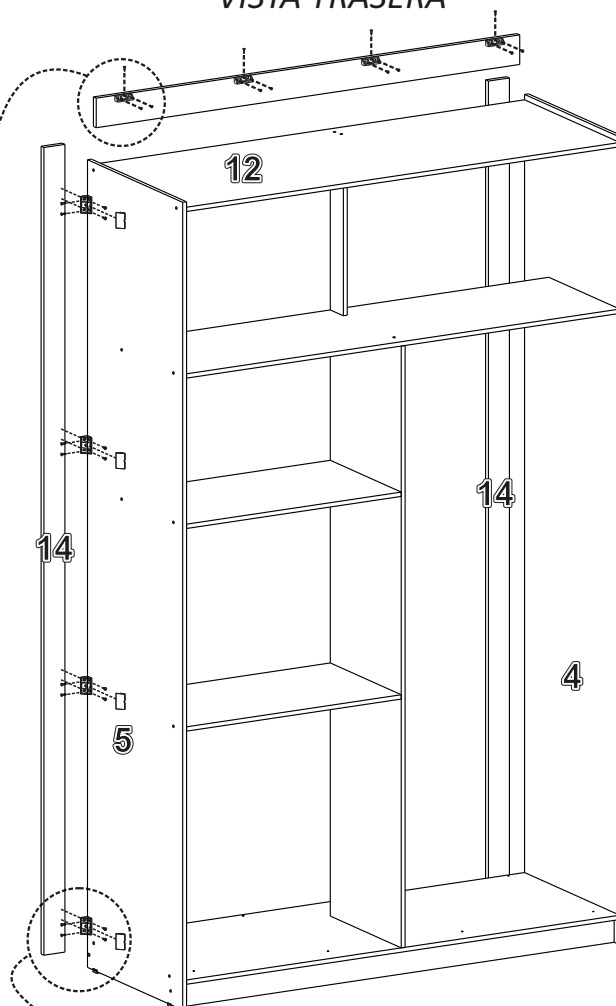



5


VISÃO FRONTAL
FRONT VIEW
VISTA FRONTAL




VISÃO TRASEIRA
REAR VIEW
VISTA TRASERA



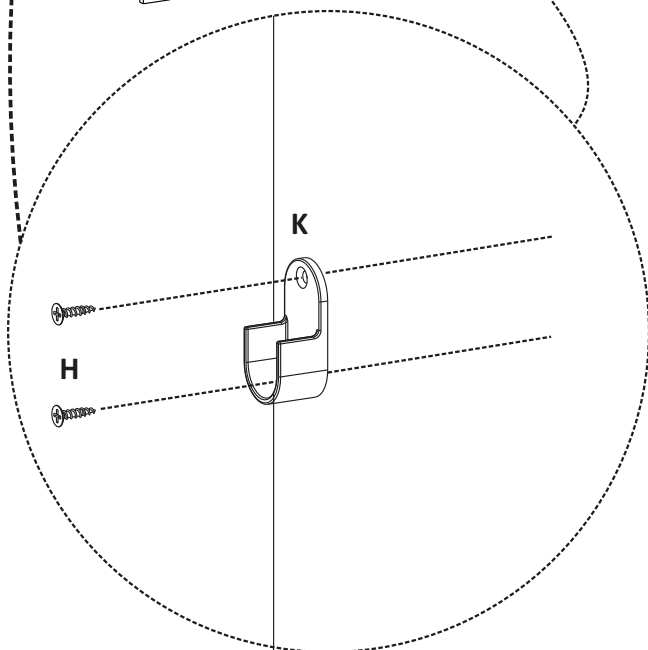
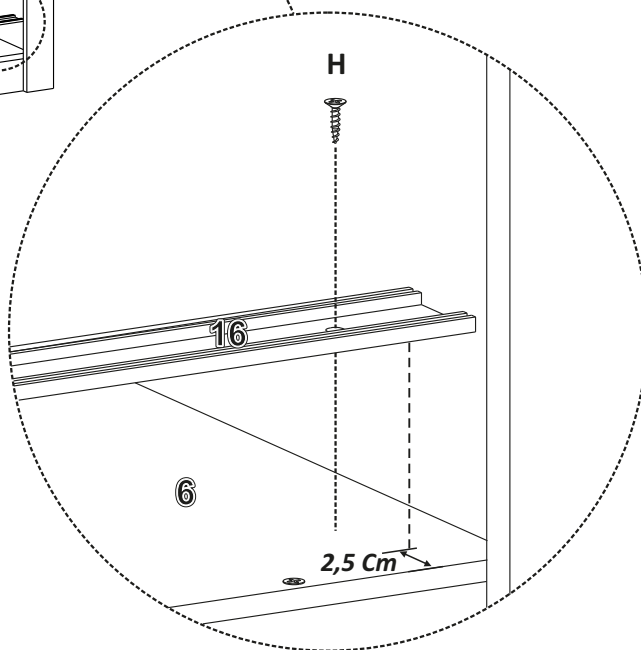
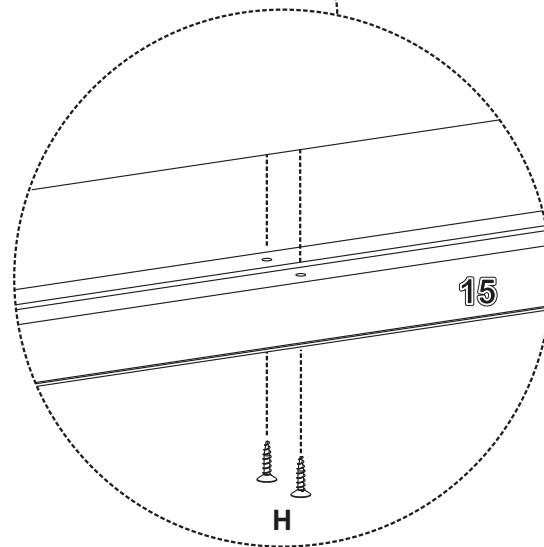
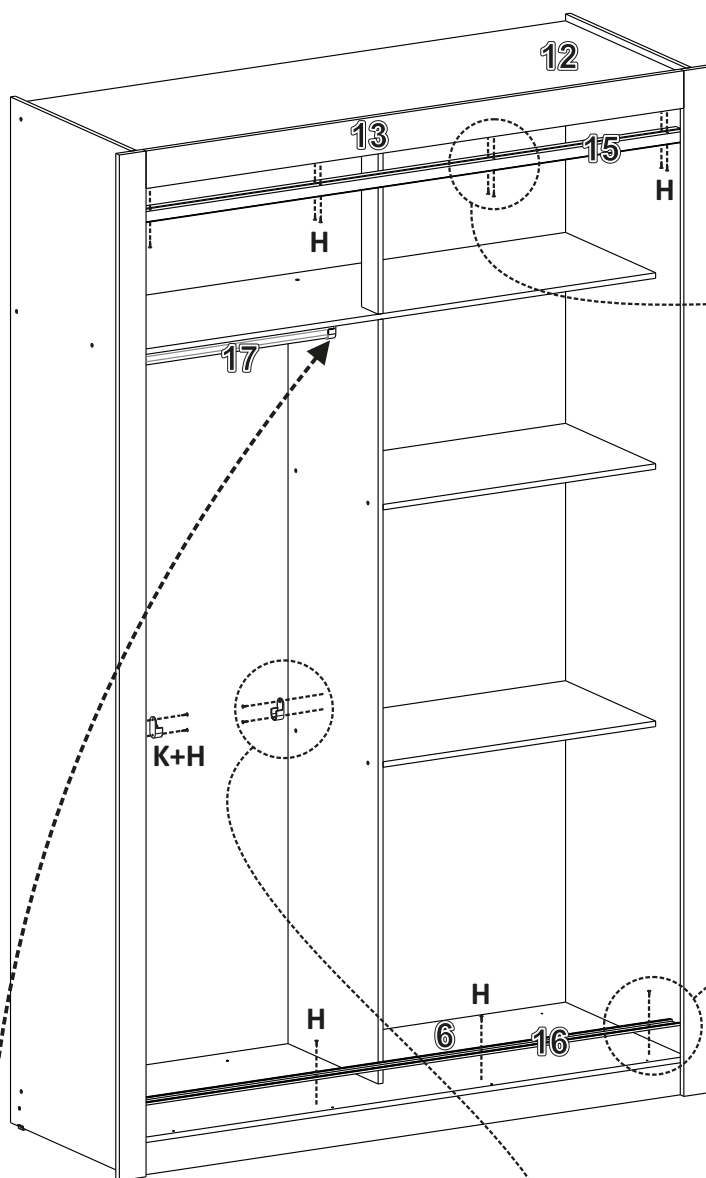
H  12mm
PARAF. 3,0x12
SCREW / TORNILLO


G  12mm
PARAF. 3,5x12
SCREW / TORNILLO

I 
CONECTOR MONT.
MOUNTING CONNECTOR
CONECTOR DE MONTAJE

S 
CANTONEIRA ANG.
ANGLE BRACKETS
ESQUINA PLASTICA

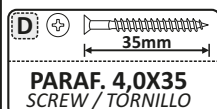
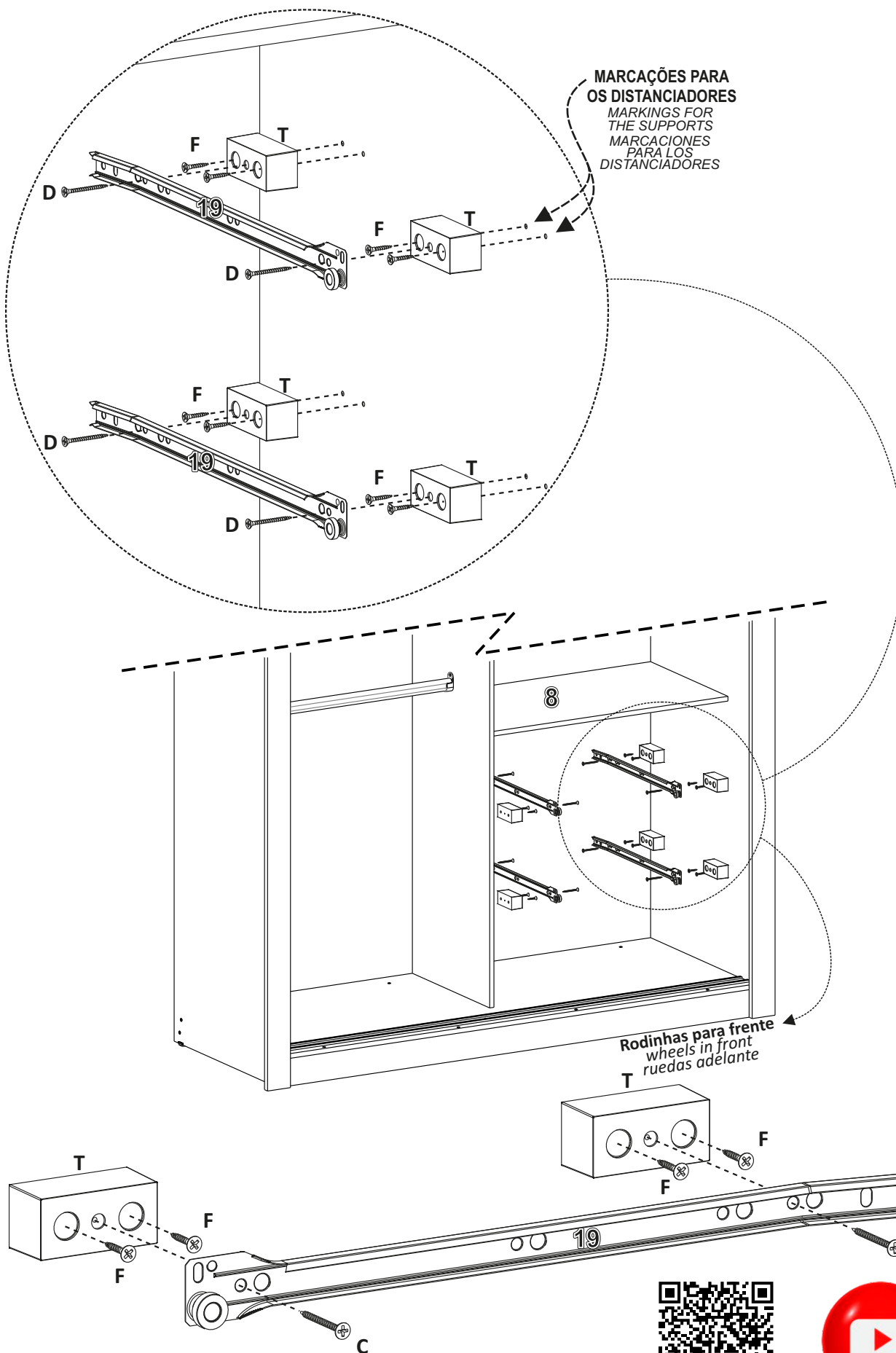
6



H  12mm
PARAF. 3,0X12
SCREW / TORNILLO

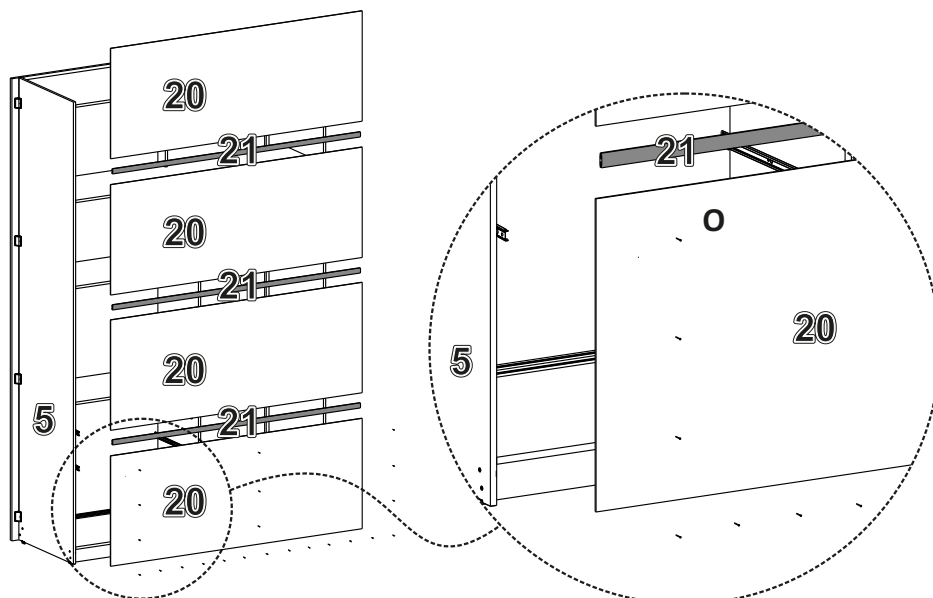
K 
SUPORTE CABIDEIRO
HANGER SUPPORT
SOPORTE PARA PERCHERO

7



Leia o QR CODE com o seu celular
 ou clique no **LINK** para ver o vídeo
 de montagem

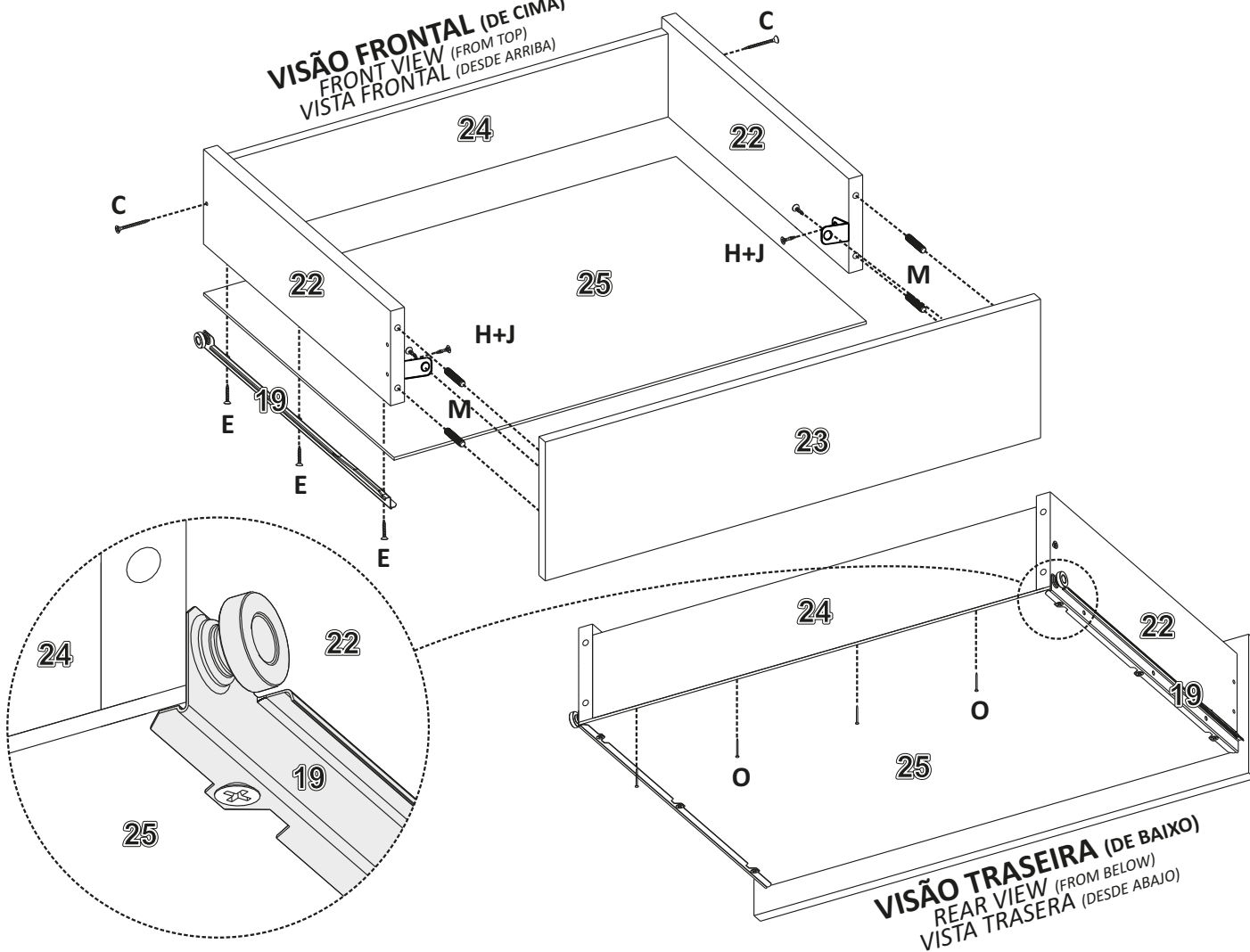
8



PREGO 10X10
NAIL / CLAVO

9

VISÃO FRONTAL (DE CIMA)
FRONT VIEW (FROM TOP)
VISTA FRONTAL (DESDE ARRIBA)



VISÃO TRASEIRA (DE BAIXO)
REAR VIEW (FROM BELOW)
VISTA TRASERA (DESDE ABAJO)

PARAF. 3,5X30
SCREW / TORNILLO

PARAF. 3,0X20
SCREW / TORNILLO

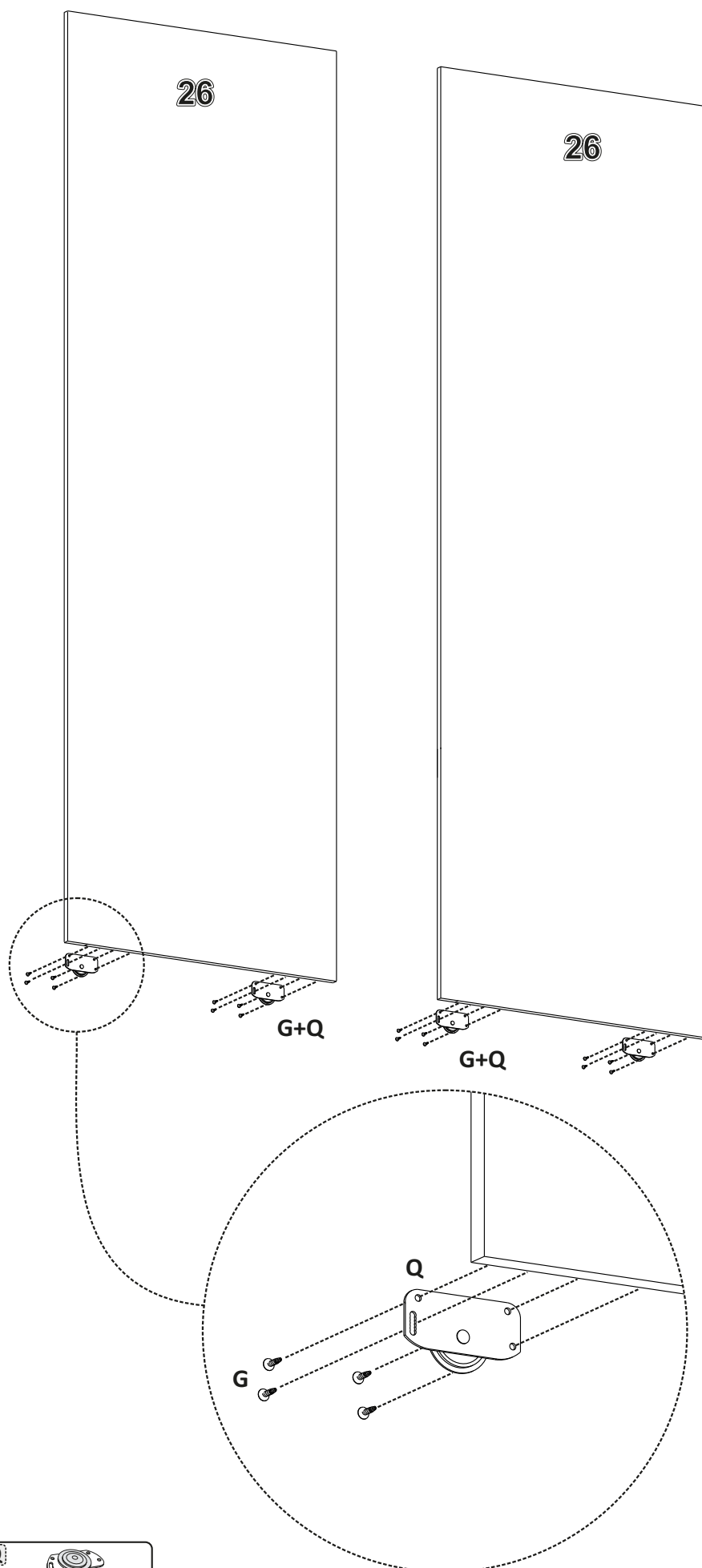
PARAF. 3,0X12
SCREW / TORNILLO



CANT. 02 FUROS
ANGLE BRACKETS 02 HOLES/
ESQUINA 02 AGUIEROS

CAVILHA 06X30
PEG / TARUGO

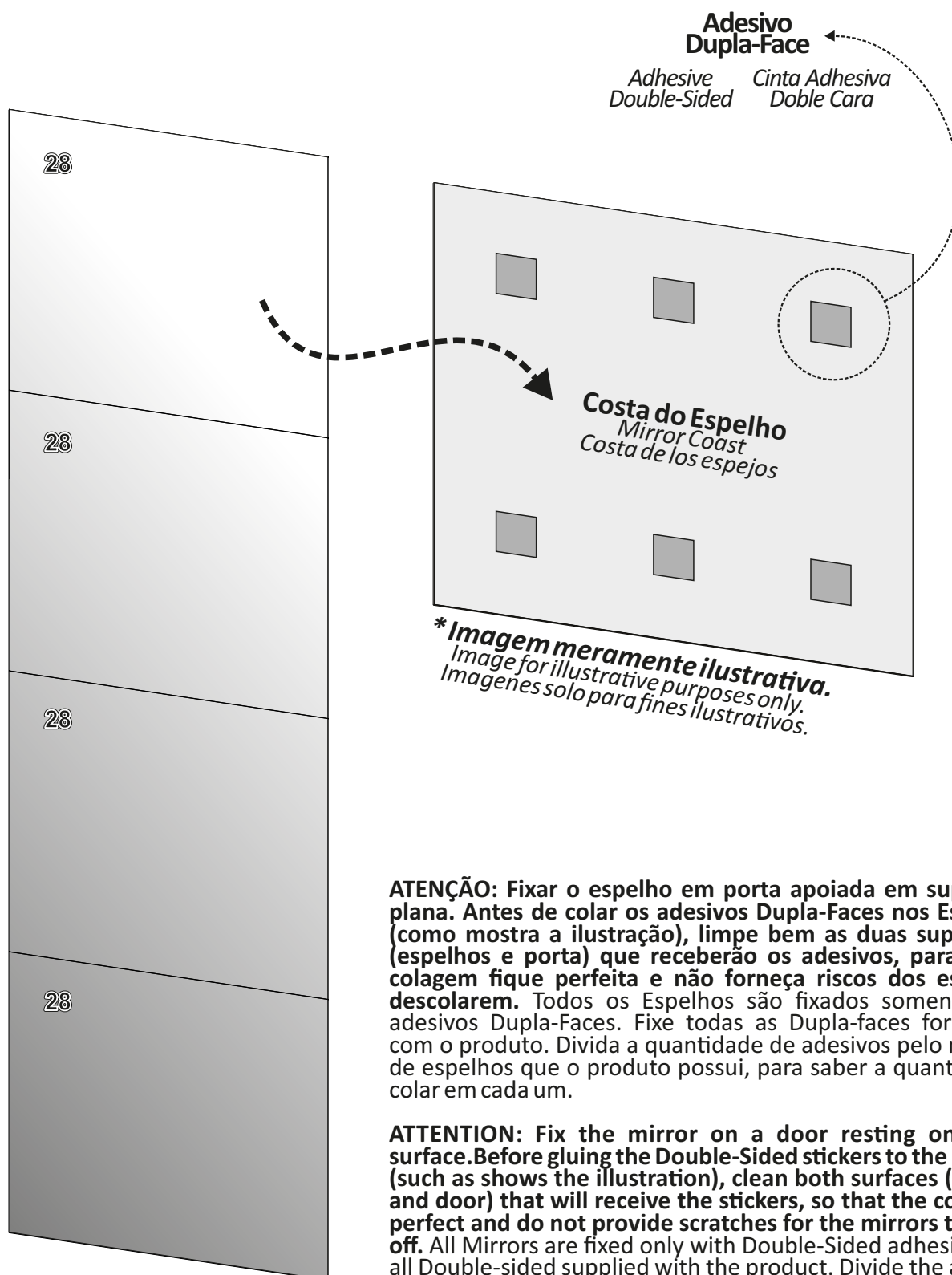
PREGO 10X10
NAIL / CLAVO

10



G   12mm
PARAF. 3,5X12
SCREW / TORNILLO

Q 
ROLDANA
PULLEY / RUEDA



ATENÇÃO: Fixar o espelho em porta apoiada em superfície plana. Antes de colar os adesivos Dupla-Faces nos Espelhos (como mostra a ilustração), limpe bem as duas superfícies (espelhos e porta) que receberão os adesivos, para que a colagem fique perfeita e não forneça riscos dos espelhos descolarem. Todos os Espelhos são fixados somente com adesivos Dupla-Faces. Fixe todas as Dupla-faces fornecidas com o produto. Divida a quantidade de adesivos pelo número de espelhos que o produto possui, para saber a quantidade a colar em cada um.

ATTENTION: Fix the mirror on a door resting on a flat surface. Before gluing the Double-Sided stickers to the Mirrors (such as shows the illustration), clean both surfaces (mirrors and door) that will receive the stickers, so that the collage is perfect and do not provide scratches for the mirrors to come off. All Mirrors are fixed only with Double-Sided adhesives. Fix all Double-sided supplied with the product. Divide the amount of stickers by the number of mirrors that the product has, to know the amount of paste on each one.

ATENCIÓN: Fije el espejo en una puerta apoyada sobre una superficie plana. Antes de pegar con la cinta adhesiva doble cara los espejos (como muestra la ilustración), limpie ambas superficies (espejos y puerta) que recibirá las cintas adhesivas, para que la aplicación sea perfecta y no deje rayones para que no se desprendan los espejos. Todos los espejos son fijados solo con cinta adhesiva doble cara. Use todas las cintas adhesivas doble cara suministradas con el producto.



Leia o **QR CODE** com o seu celular ou clique no **LINK** para ver o vídeo de montagem

