

ASSEMBLY INSTRUCTIONS

MANUAL DE MONTAGEM / INSTRUCCIONES DE ARMADO

PANTRY CABINET 2 DOORS WITH NICHE 19 5/16"

PANELEIRO 2P COM NICHU 490MM

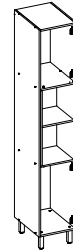
DESPENSERO 2 PUERTAS CON NICHU 490MM

Reference
Referência
Referencia

240634

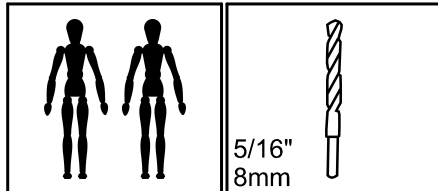
Revise
Revisão
Revisión

00



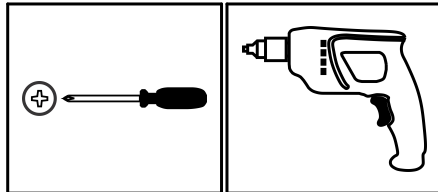
YOU WILL NEED VOCÊ VAI PRECISAR DE / USTED NECESITARÁ

Tools not supplied
Ferramentas não fornecidas / Herramientas no incluídas



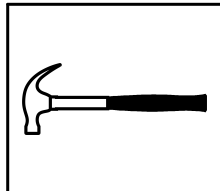
2 People
2 Pessoas
2 Personas

Drill bit
Broca
Taladro



Screwdriver Phillips
Chave Phillips
Destornillador cruz

Drill machine
Furadeira
Taladro



Hammer
Martelo
Martillo



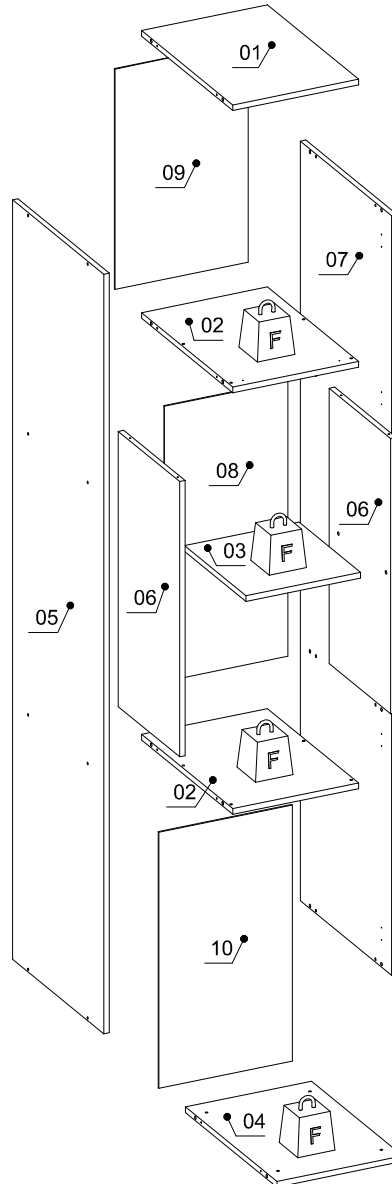
MAXIMUM RECOMMENDED WEIGHT
BEING THIS EVENLY DISTRIBUTED.

PESO MÁXIMO RECOMENDADO SENDO
ESTE DISTRIBUÍDO UNIFORMEMENTE.

PESO MÁXIMO RECOMENDADO SIENDO
ESTE UNIFORMEMENTE DISTRIBUIDO.

	LB	KG
F	22	10

PARTS IDENTIFICATION IDENTIFICAÇÃO DAS PEÇAS / IDENTIFICACIÓN DE LAS PIEZAS



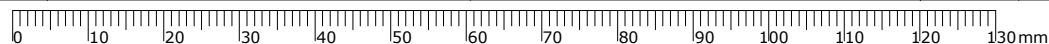
Nº	Measures_Inches	Medidas_cm	Qty./Qtd.
01	13 1/4 x 19 1/4 x 5/8	33.8 x 49.0 x 1.5	1
02	13 1/4 x 19 1/4 x 5/8	33.8 x 49.0 x 1.5	2
03	12 1/8 x 13 x 5/8	30.8 x 33.0 x 1.5	1
04	13 1/4 x 19 1/4 x 5/8	33.8 x 49.0 x 1.5	1
05	78 3/4 x 19 1/4 x 5/8	200.0 x 49.0 x 1.5	1
06	28 1/2 x 13 x 5/8	72.5 x 33.0 x 1.5	2
07	78 3/4 x 19 1/4 x 5/8	200.0 x 49.0 x 1.5	1
08	28 1/2 x 13 1/8 x 1/8	72.5 x 33.2 x 0.3	1
09	22 7/8 x 14 1/8 x 1/8	58.0 x 35.8 x 0.3	1
10	26 5/8 x 14 1/8 x 1/8	67.5 x 35.8 x 0.3	1

IDENTIFICATION OF ACCESSORIES IDENTIFICAÇÃO DOS ACESSÓRIOS/ IDENTIFICACIÓN DE ACCESORIOS



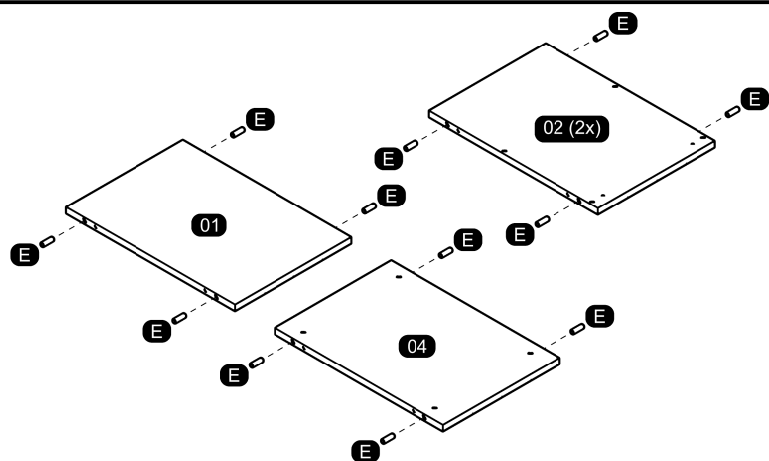
The separation of the accessories before you start the assembly will facilitate the same. In case of doubt on the size of the screws and bolts, use the ruler at the bottom of the page.
A separação dos acessórios antes de iniciar a montagem facilitará a mesma. Em caso de dúvida no tamanho dos parafusos e cavilhas, utilize a régua ao final da página.
La separación de los accesorios antes de comenzar el armado facilitará el mismo. En caso de duda sobre el tamaño de los tornillos y taquetes, utilice la regla al pie de página.

A		Flanged head screw Parafuso flangeado / Tornillo de cabeza flangeada	5,0x60 mm	2
A23		Foot Pé Cuadrado FP / Pie	140 mm	4
B3		Bushing Bucha expansiva / Tapón	8x50 mm	2
B8		Shelf bracket Suporte de prateleira / Soporte de repisa	10x15 mm	2
C		Flanged head screw Parafuso flangeado / Tornillo de cabeza flangeada	4,5x45 mm	4
D5		Hinge shim Calço dobradiça / Bisagra de calce	-	4
D6		Metal hinge super high Dobradiça super alta / Bisagra alta	26mm	4
E		Wooden dowel Cavilha / Taquete	8x30 mm	16
E3		Shelf bracket Suporte de prateleira / Soporte de repisa	8x7 mm	4
N		Nail Prego / Clavo	10x10	54
N5		Support "L" Soporte "L" / Soporte "L"	-	2
O		Flat head screw Parafuso chato / Tornillo de cabeza plana	4,5x45 mm	24
S		Pan head screw Parafuso panela / Tornillo de pan	3,5x14 mm	22



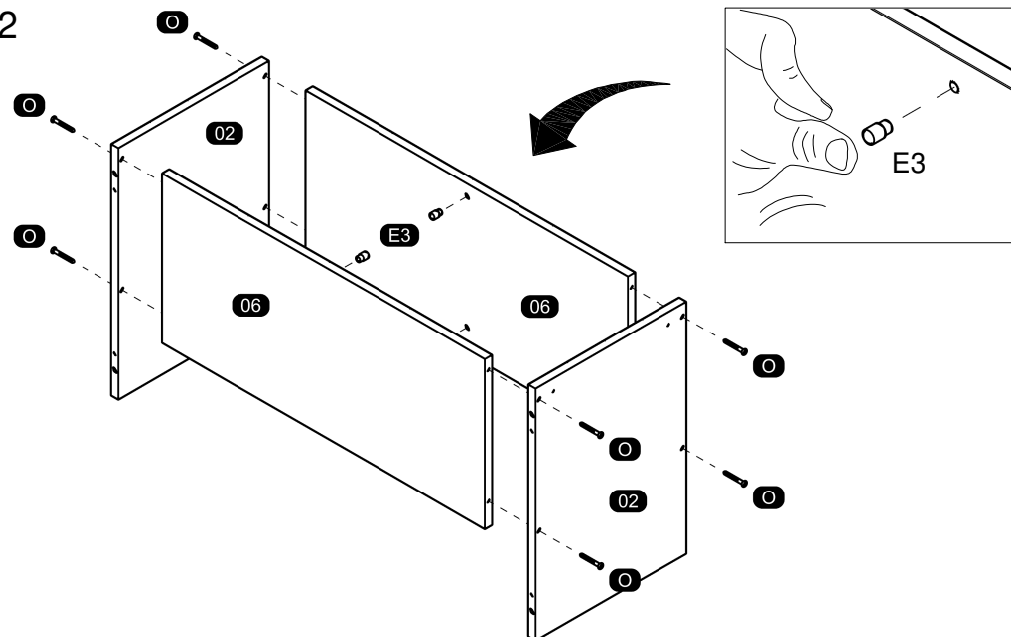
PRE-ASSEMBLE PRÉ-MONTAGEM / PRE ARMADO

01

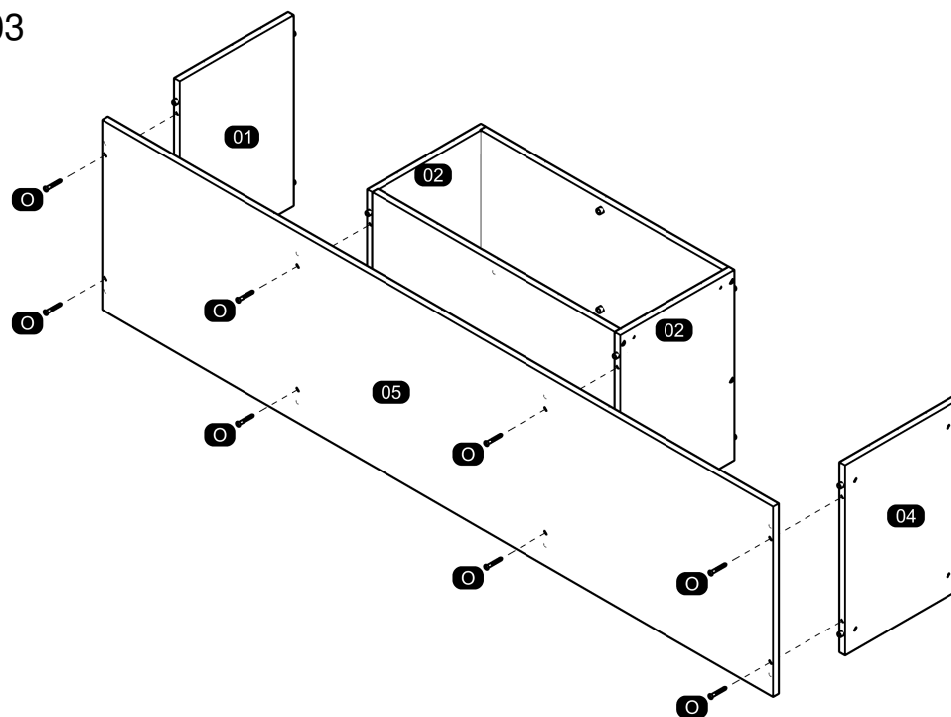


ASSEMBLY MONTAGEM / ARMADO

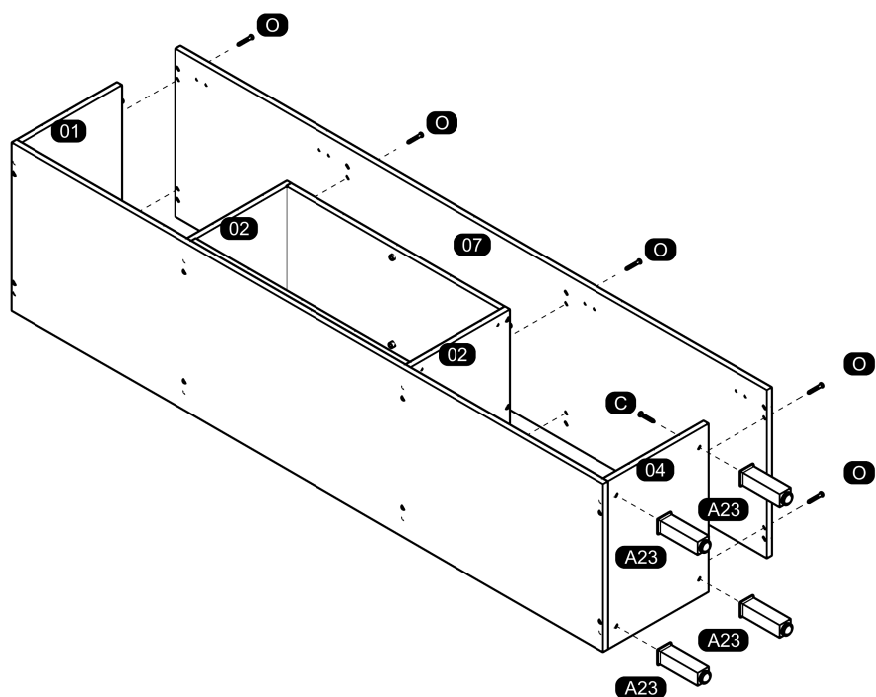
02



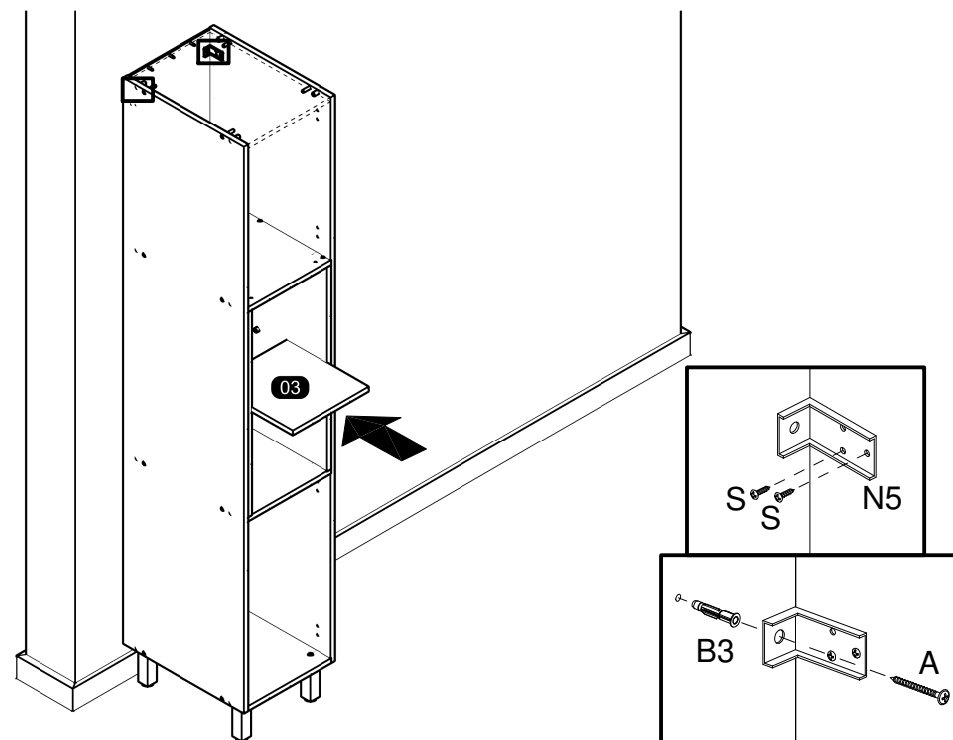
03



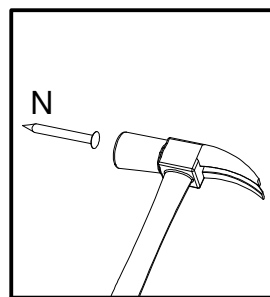
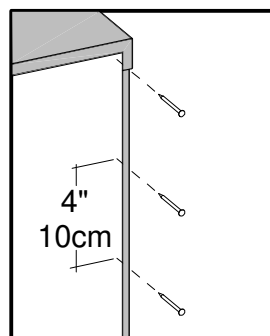
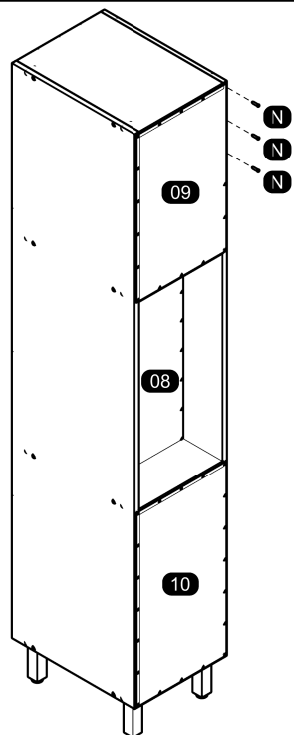
04



06



05



MOUNTING THE DOOR STOP ON THE CHOSEN SIDE /
MONTE O BATENTE DA PORTA NO LADO ESCOLHIDO / MONTAJE DE LA PARADA DE PUERTA EN EL LADO ELEGIDO

07

