

# ASSEMBLY INSTRUCTIONS

## MANUAL DE MONTAGEM / INSTRUCCIONES DE ARMADO

PANTRY CABINET 2P 290MM  
 PANELEIRO 2P 290MM  
 DESPENSERO 2P 290MM

Reference  
 Referência  
 Referencia

**240631**

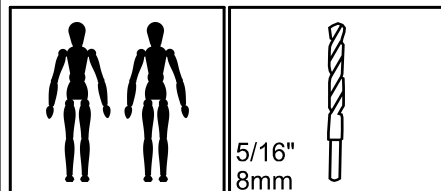
Revise  
 Revisão  
 Revisión

**00**



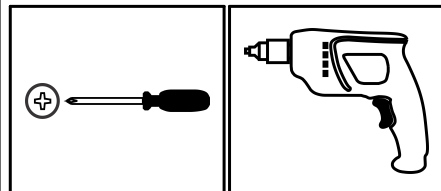
### YOU WILL NEED VOCÊ VAI PRECISAR DE / USTED NECESITARÁ

Tools not supplied  
 Ferramentas não fornecidas / Herramientas no incluidas



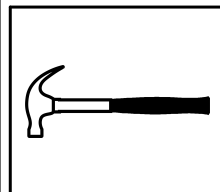
2 People  
 2 Pessoas  
 2 Personas

Drill bit  
 Broca  
 Taladro



Screwdriver Phillips  
 Chave Phillips  
 Destornillador cruz

Drill machine  
 Furadeira  
 Taladro



Hammer  
 Martelo  
 Martillo

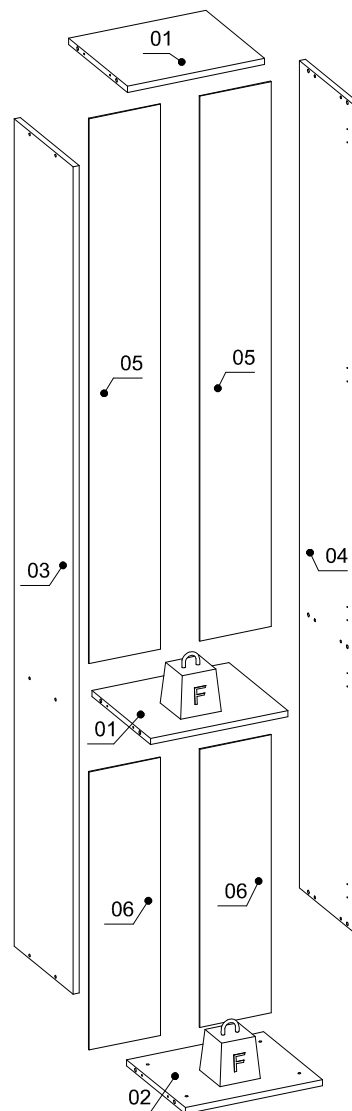
MAXIMUM RECOMMENDED WEIGHT BEING THIS EVENLY DISTRIBUTED.

PESO MÁXIMO RECOMENDADO SENDO ESTE DISTRIBUIDO UNIFORMEMENTE.

PESO MÁXIMO RECOMENDADO SIENDO ESTE UNIFORMEMENTE DISTRIBUIDO.

	LB	KG
F	22	10

### PARTS IDENTIFICATION IDENTIFICAÇÃO DAS PEÇAS / IDENTIFICACIÓN DE LAS PIEZAS



Nº	Measures_Inches	Medidas_cm	Qty./Qtd.
01	13 1/4 x 11 3/8 x 5/8	33.8 x 29.0 x 1.5	2
02	13 1/4 x 11 3/8 x 5/8	33.8 x 29.0 x 1.5	1
03	78 3/4 x 11 3/8 x 5/8	200.0 x 29.0 x 1.5	1
04	78 3/4 x 11 3/8 x 5/8	200.0 x 29.0 x 1.5	1
05	51 7/8 x 6 7/8 x 1/8	131.7 x 17.6 x 0.3	2
06	26 1/2 x 6 7/8 x 1/8	67.2 x 17.6 x 0.3	2

## IDENTIFICATION OF ACCESSORIES IDENTIFICAÇÃO DOS ACESSÓRIOS/ IDENTIFICACIÓN DE ACCESORIOS



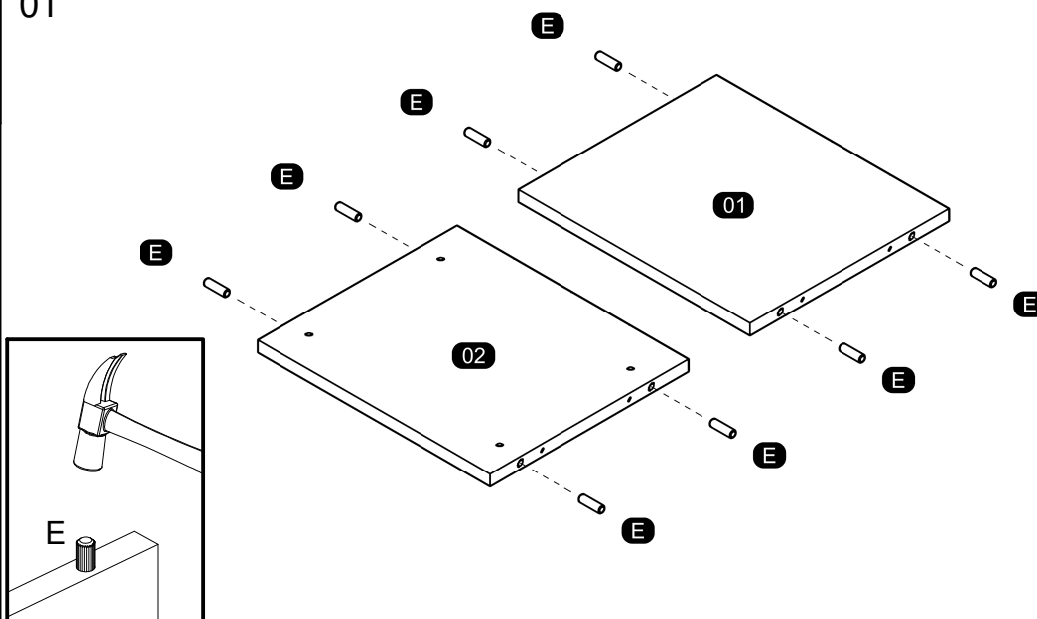
The separation of the accessories before you start the assembly will facilitate the same. In case of doubt on the size of the screws and bolts, use the ruler at the bottom of the page.  
A separação dos acessórios antes de iniciar a montagem facilitará a mesma. Em caso de dúvida no tamanho dos parafusos e cavilhas, utilize a régua ao final da página.  
La separación de los accesorios antes de comenzar el armado facilitará el mismo. En caso de duda sobre el tamaño de los tornillos y taquetes, utilice la regla al pie de página.

A		Flanged head screw Parafuso flangeado / Tornillo de cabeza flangeada	5,0x60 mm	2
A6		"H" profile Perfil "H" / Perfil "H"	1300 mm	1
A6		"H" profile Perfil "H" / Perfil "H"	655 mm	1
A23		Foot Pé Quadrado FP / Pie	140 mm	4
B3		Bushing Bucha expansiva / Tapón	8x50 mm	2
B8		Shelf bracket Suporte de prateleira / Suporte de repisa	10x15 mm	2
C		Flanged head screw Parafuso flangeado / Tornillo de cabeza flangeada	4,5x45 mm	4
C1		Metal claw Garra de metal / Garra metal	-	2
D5		Hinge shim Calço dobradiça / Bisagra de calce	-	5
D6		Metal hinge super high Dobradiça super alta / Bisagra alta	26mm	5
E		Wooden dowel Cavilha / Taquete	8x30 mm	12
N		Nail Prego / Clavo	10x10	56
N5		Support "L" Suporte "L" / Soporte "L"	-	2
O		Flat head screw Parafuso chato / Tornillo de cabeza plana	4,5x45 mm	12
S		Pan head screw Parafuso panela / Tornillo de pan	3,5x14 mm	26



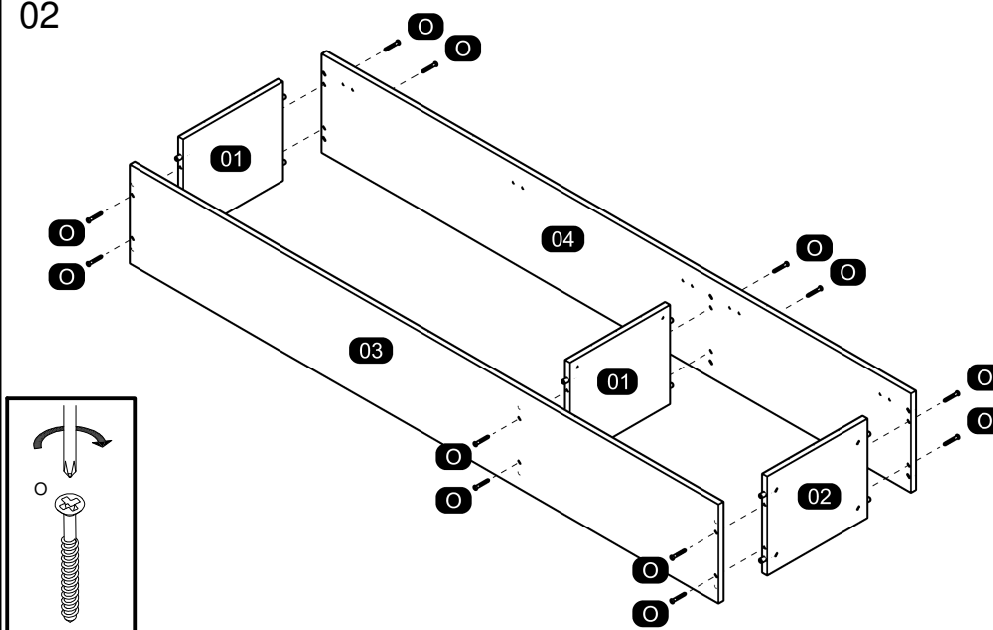
## PRE-ASSEMBLE PRÉ-MONTAGEM / PRE ARMADO

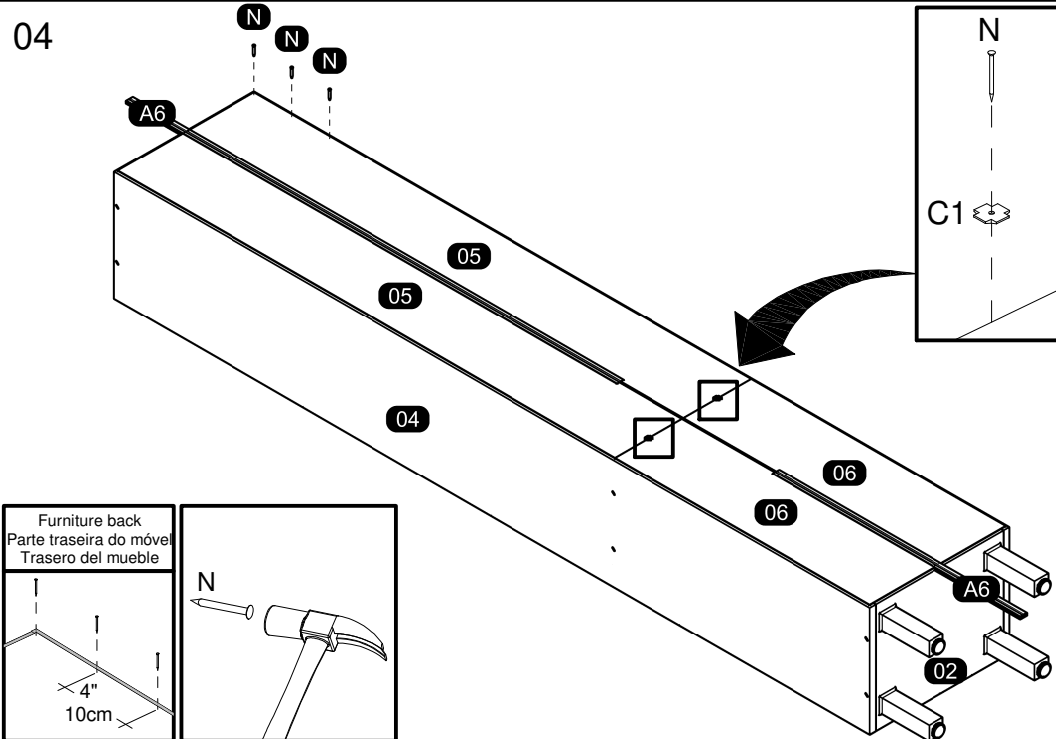
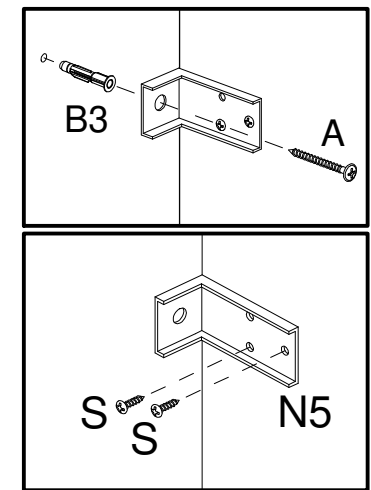
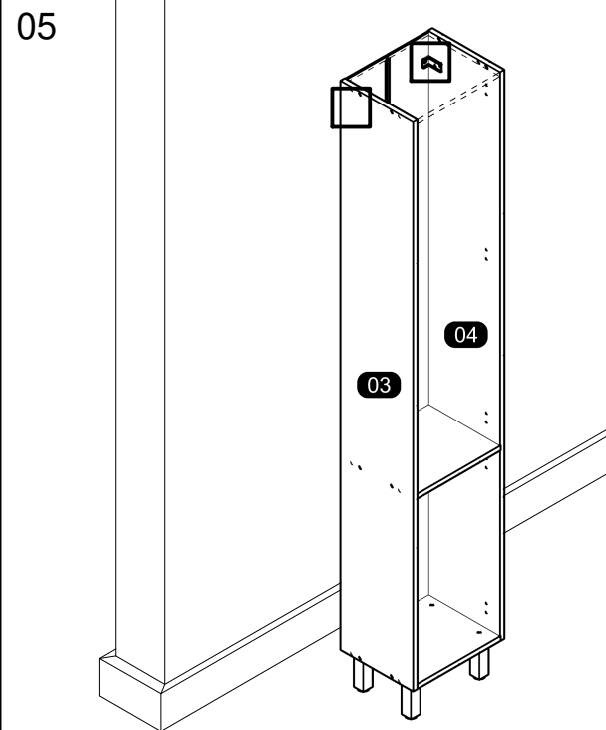
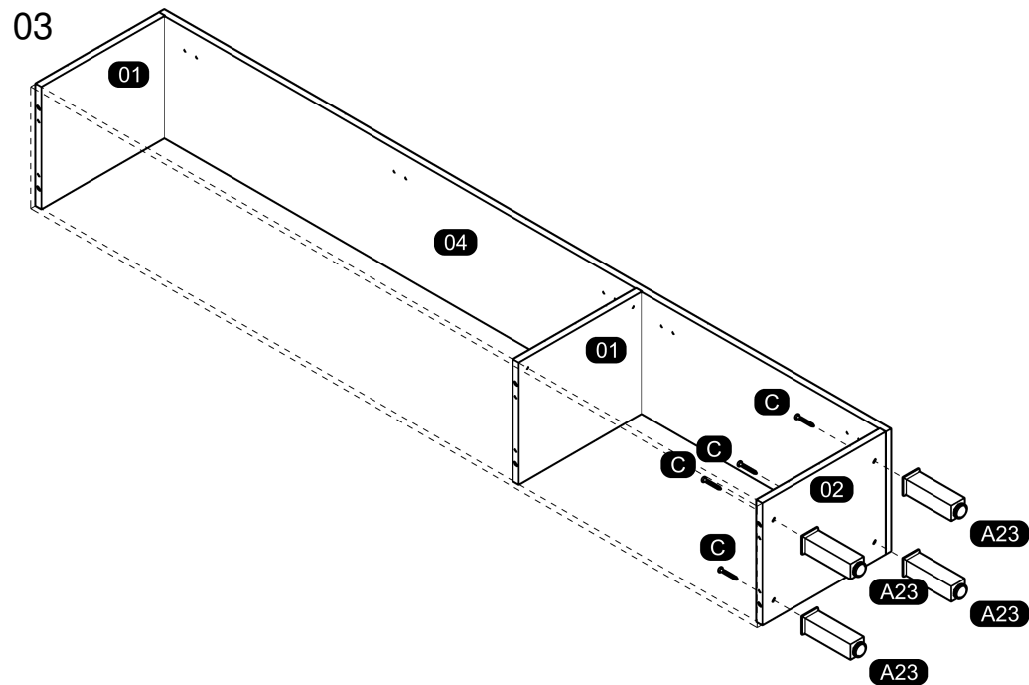
01



## ASSEMBLY MONTAGEM / ARMADO

02





MOUNTING THE DOOR STOP ON THE CHOSEN SIDE /  
MONTE O BATENTE DA PORTA NO LADO ESCOLHIDO / MONTAJE DE LA PARADA DE PUERTA EN EL LADO ELEGIDO

