

**ROUPEIRO 6 PORTAS BATENTES / WARDROBE 6 HINGED DOORS / ARMARIO 6 PUERTAS BATIENTES**  
**PH-1127**

**Montagem**

Recomenda-se a leitura prévia das instruções de montagem e profissionais especializados para montar.

**Assistência**

Caso ocorra problema com algum dos componentes, sublinhe-o, identifique o problema e retorne esta relação, via fax ou outro meio de comunicação disponível para o representante.

-----  
Assinatura do cliente

**Assembly**

Before the assembling is recommended to read carefully the assembly instruction by professional assemblers.

**Assistance**

If happen problems with any component, underline the same, identify the problem and send back this relation immediately, by fax or other way.

-----  
Client signature

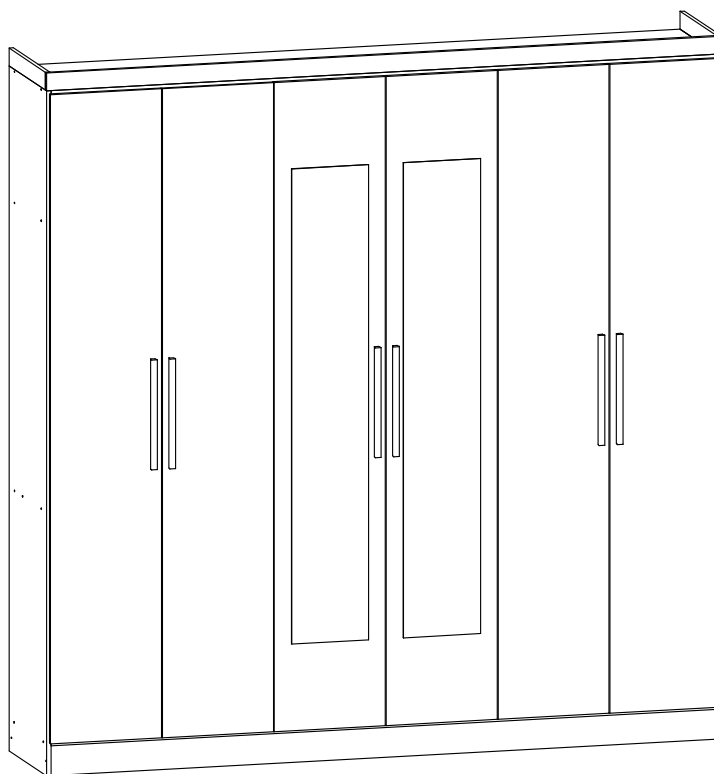
**Montaje**

Se recomienda la lectura previa de las instrucciones de montaje y profesionales especializados para montarlos.

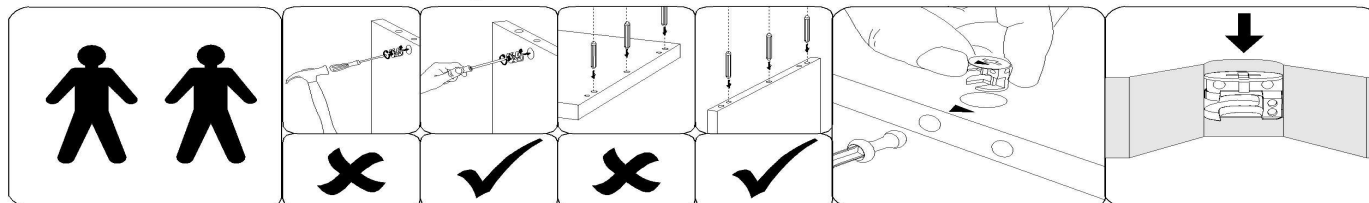
**Assistencia**

Caso sucedan problemas con alguno de los componentes, subraye el componente, identifique el problema, y retorne esta copia via fax u otro medio de comunicación posible.

-----  
Assinatura del cliente



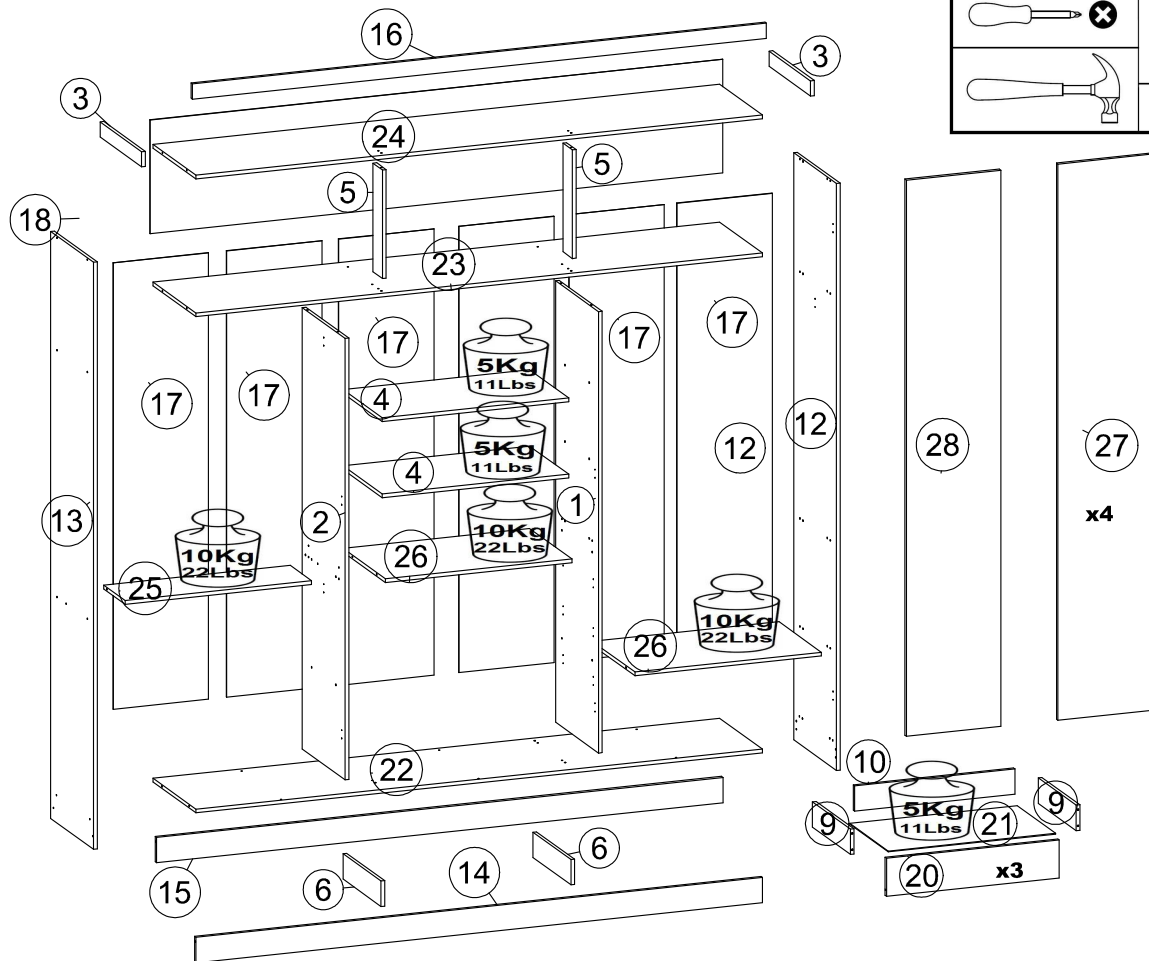
**Atenção / Attention / Atención**



A Herval se reserva o direito de efetuar alterações nos produtos de suas linhas sem aviso prévio, quando entender necessário.

Herval reserves the right to effect modifications in the products, without previous advice, when understand necessary.

Herval se reserva el derecho de hacer las modificaciones que juzgue necesarias en sus productos, sin aviso previo, cuando lo crea necesario.



## LISTA DE PEÇAS / PARTS LIST / LISTA DE PIEZAS

### Volume 1

ÍNDICE / INDEX	CÓD. / CODE	PEÇA / PART / PIEZA	MED/MEASURE/MED	QTDE / QUANTITY / CANT
4	150996L	PRATELEIRA	755.0x413.0x15.0	2
6	153084E	TRAV. ROD.	401.0x100.0x15.0	2
7	1601759	TUBO OBLONGO P/ CABIDEIRO 746x30x16x20mm	746.0x30.0x15.8	3
9	158345L	LATERAL GAVETA	400.0x100.0x15.0	6
10	158346L	TRASEIRO GAVETA	649.0x100.0x15.0	3
11	068307 - 1600921	CORREDICA NORMAL 400MM	xx	3
23	1607353	PUX LODI NOGUEIRA 370MM (H451)	370.0x20.0x20.0	6
-	K069182	KIT PH1127 ROUPEIRO 6P ABRIR	xx	1
-	K072361	KIT DOB AL6 35 ALTA EST CALÇO 35 0MM AL6	xx	1
2	158344L	DIV. ESQ.	1735.0x452.0x15.0	1
1	158343L	DIV. DIR.	1735.0x452.0x15.0	1
3	151864E	VIST. LAT.	437.0x60.0x15.0	2
5	153085L	TRAV. MAL.	427.0x100.0x15.0	2
19	1608220	PERFIL I 1734X20X3,8MM CINZA CIMENTO 053	1734.0x17.0x6.0	3

### Volume 2

ÍNDICE / INDEX	CÓD. / CODE	PEÇA / PART / PIEZA	MED/MEASURE	QTDE / QUANT / CANT
12	153077L	LAT. DIR.	2307.0x452.0x15.0	1
13	153078L	LAT. ESQ.	2307.0x452.0x15.0	1
14	153083E	RODAPE FRENTE	2294.0x100.0x15.0	1
15	152236E	RODAPE ATRAS	2294.0x100.0x15.0	1
16	151863E	VIST. FRENTE	2325.0x60.0x15.0	1
17	151226L	FUNDO	1754.0x386.0x3.0	6
18	153086L	FUNDO SUP.	2319.0x447.0x3.0	1
19	1608220	PERFIL I 1734X20X3,8MM CINZA CIMENTO 053	1734.0x17.0x6.0	3
20	150388L	FRENTE GAV	699.0x15.0x150.0	3
21	150476L	FUNDO GAVETA	678.0x407.0x3.0	3

### Volume 3

ÍNDICE / INDEX	CÓD. / CODE	PEÇA / PART / PIEZA	MED/MEASURE	QTDE / QUANT / CANT
22	153076L	BASE	2294.0x452.0x15.0	1
23	150991L	PRATELEIRA MALEIRO	2294.0x452.0x15.0	1
24	150987L	TAMPO	2294.0x452.0x15.0	1
25	150382L	PRAT MENOR	755.0x225.0x15.0	1
26	150998L	PRATELEIRA BASE	755.0x448.0x15.0	2

## Volume 4

ÍNDICE / INDEX	CÓD. / CODE	PEÇA / PART / PIEZA	MED/MEASURE	QTDE / QUANT / CANT
27	153079L	PORTA	2186.0x382.0x15.0	4
28	153080L	PORTA MEIO	2186.0x382.0x15.0	2

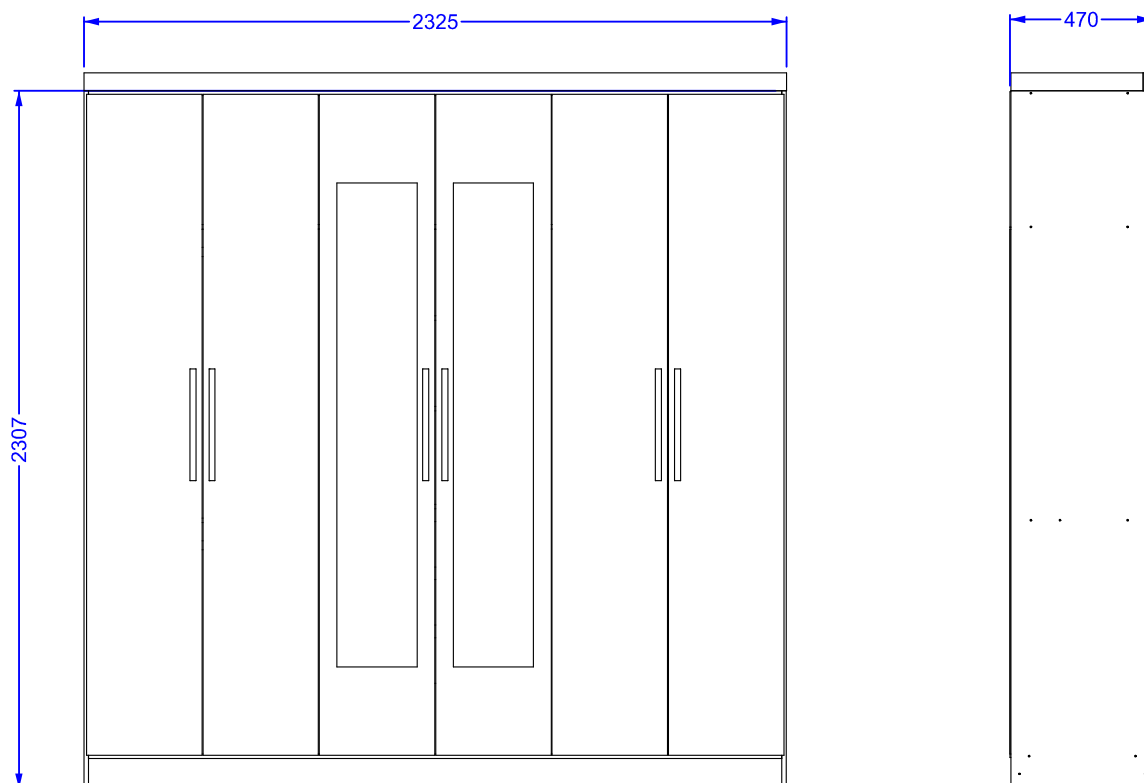
### LISTA DE ACESSÓRIOS / FITTINGS LIST / LISTA DE ACCESORIOS

CÓD./ CODE: K069182					
REF.	PEÇA	PART	PIEZA	QTDE	CÓDIGO
A	FIXADOR PARA COSTAS ZINCO BR	Back Panel Bracket	Soporte Panel Trasero	32	1601469
B	PREGO 10 X 10 C/CABEÇA - Ø1,5 x 23mm	Nail 10 X 10 - Ø1,5 x 23mm	Clavo 10 X 10	111	1605365
C	SAPATA QUADRADA 15x15mm (CINZA)	SQUARE SHOE 15x15mm	ZAPATO CUADRADO 15x15mm	8	1602714
D	PARAFUSO 3.5 X 25 CAB. CHATA PHILIPS	Screw Ø3.5 x 25 mm	Tornilo Ø3.5 x 25 mm	12	1604658
E	PARAFUSO 3 X 20 CAB. CHATA PHILIPS	Screw Ø3 x 20 mm	Tornilo Ø3 x 20 mm	24	1604857
F	PARAFUSO 4 X 14 CAB. CHATA REBAIXADA PHILIPS	Screw Ø4 x 14 mm	Tornilo Ø4 x 14 mm	62	1602420
G	PARAFUSO 4 X 40 CAB. CHATA PHILIPS	Screw Ø4 x 40 mm	Tornilo Ø4 x 40 mm	56	1604937
G1	GIZ CERA NOG-CEDRO-FENDI-FREIJÓ Ø14x8MM	WAX CHALKS Ø14x8MM	TIZAS DE CERA Ø14x8MM	1	XXXXXXX
G2	GIZ CERA BRANCO Ø14x8MM	WAX CHALKS Ø14x8MM	TIZAS DE CERA Ø14x8MM	1	XXXXXXX
G5	GIZ CERA CARVALHO VERMONT Ø14x8MM	WAX CHALKS Ø14x8MM	TIZAS DE CERA Ø14x8MM	1	XXXXXXX
H	CAVILHA DE MADEIRA 6X40	Dowel Ø6 x 40 mm	Tarugo Ø6 x 40 mm	50	1604742
I	CANTONEIRA SUPORTE TRIANGULAR COM ABA	Triangle Support Angle	ÁNGULO DE SOPORTE TRIANGULAR	3	-
J	PARAFUSO 3.5 X 16 CAB. CHATA PHILIPS	Screw Ø3.5 x 16 mm	Tornilo Ø3.5 x 16 mm	3	1606855
K	SUPORTE TUBO OBLONGO PLÁSTICO	Support Pipe Oblongo Plastic	Apoyo Tubería Oblongo Plástico	6	1603790
L	PARAFUSO 4 X 14 CAB. FLANGEADO	Screw Ø4 x 14 mm	Tornilo Ø4 x 14 mm	24	1602378
M	DISTANCIADOR TRIANGULAR 48X21X25MM (2221)	TRIANGULAR DISTANCE 48x21x25mm	DISTANCIA TRIANGULAR 48x21x25mm	12	XXXXXXX
N	CANTONEIRA 18x18 (ZB)	18x18 Corner	Cantonera 18x18	19	1604301
O	SUPORTE PRATELEIRA 7x6 - 04.06.060	Shelf Support 7x6	Soporte Repisa 7x6	8	1604347
P	SAQUINHO COLA BRANCA 10G	Glue 10g	Pegamento 10g	1	1605372

### KIT DOBRADIÇAS / HINGES KIT / KIT BISAGRAS

CÓD./ CODE: K072361					
REF.	PEÇA	PART	PIEZA	QTDE	CÓDIGO
F	PARAFUSO 4 X 14 CAB. CHATA REBAIXADA PHILIPS	Screw Ø4 x 14 mm	Tornilo Ø4 x 14 mm	72	1602420
Q	DOBRADIÇA CANECO 35MM COLO ALTO	HINJE AL6 35MM HIGTSTAMPED 7200-2	BISAGRA AL6 35MM ALTA SELLADO 7200-2	18	-
R	CALCO 35MM MÉDIO	CHOICE 35mm MEDIUM	ELECCIÓN 35mm MEDIO	18	-

**\*O kit acessórios possui giz para fazer retoques em possíveis falhas nas peças.**  
**\*The accessory kit has chalk to make touch-ups in possible parts failures.**  
**\*El kit de accesorios dispone de tiza para realizar retoques en posibles averías de piezas.**







**PASSO 1  
STEP 1  
PASO 1**

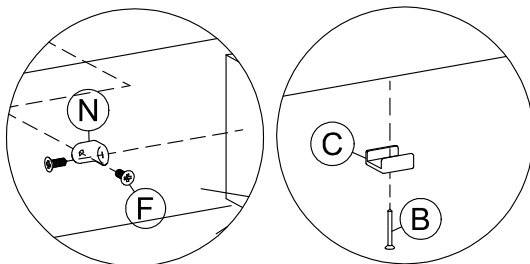
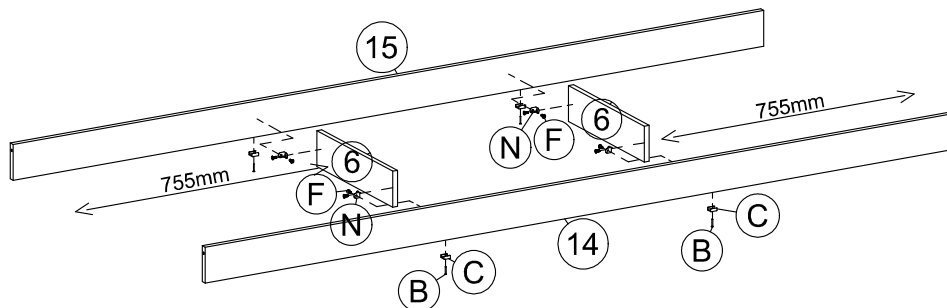
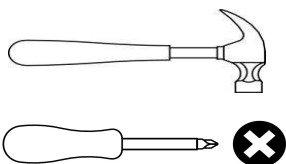
PEÇAS NECESSÁRIAS  
PARTS REQUIRED  
PIEZAS NECESARIAS

INDICE	QUANT.
6	2
14	1
15	1

FERRAGEM NECESSÁRIA  
HARDWARE REQUIRED  
HERRAMIENTA NECESSARIA

INDICE	IMAGEM	QTDE
B		4
C		4
F		8
N		4

FERRAMENTAS NECESSÁRIAS  
TOOL REQUIRED  
HERRAMIENTA NECESSARIA



**PASSO 2  
STEP 2  
PASO 2**

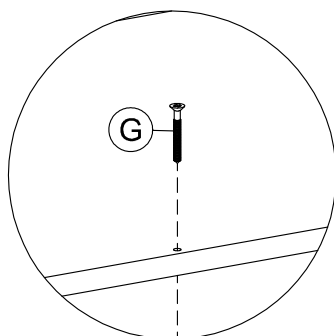
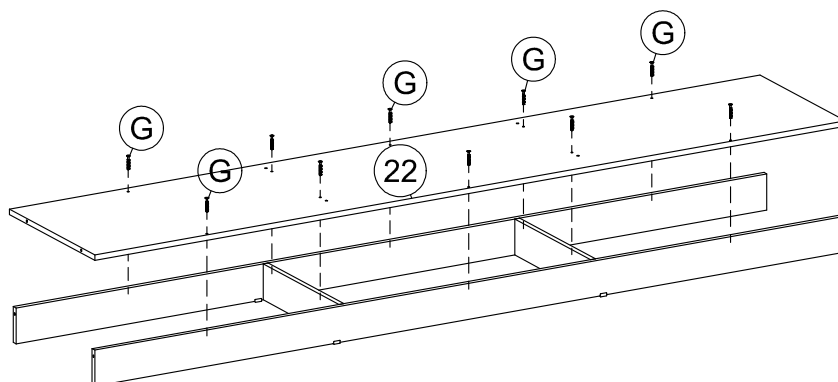
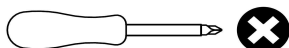
PEÇAS NECESSÁRIAS  
PARTS REQUIRED  
PIEZAS NECESARIAS

INDICE	QUANT.
22	1

FERRAGEM NECESSÁRIA  
HARDWARE REQUIRED  
HERRAMIENTA NECESSARIA

INDICE	IMAGEM	QTDE
G		10

FERRAMENTAS NECESSÁRIAS  
TOOL REQUIRED  
HERRAMIENTA NECESSARIA








**PASSO 3  
STEP 3  
PASO 3**

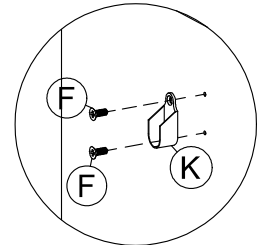
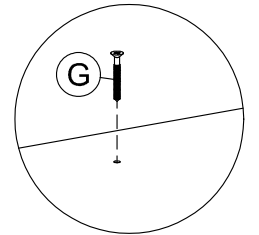
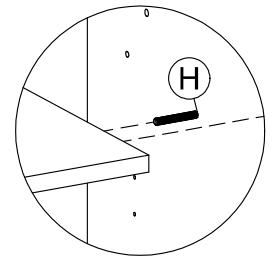
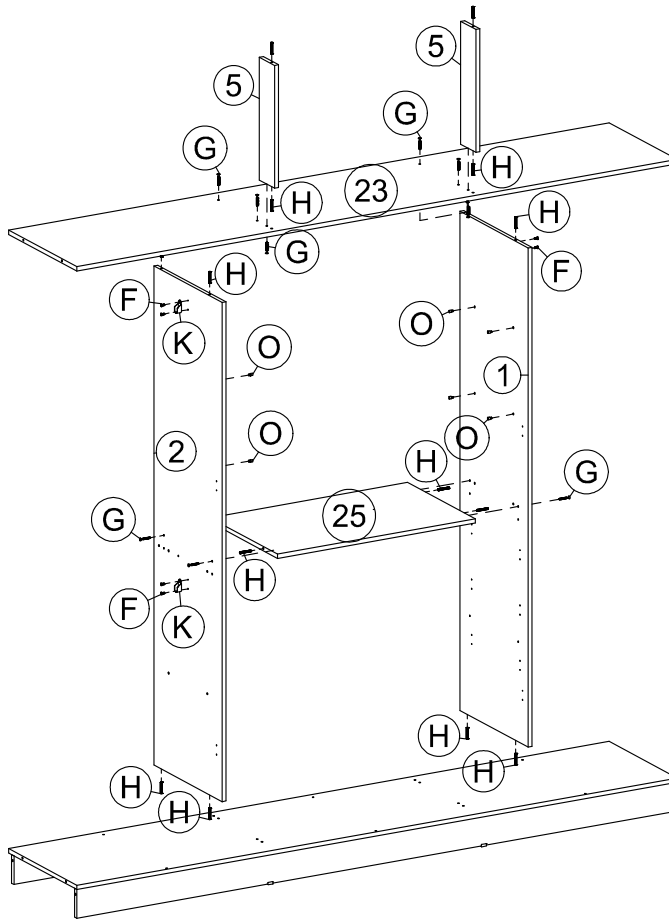
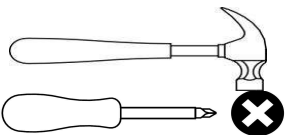
PEÇAS NECESSÁRIAS  
PARTS REQUIRED  
PIEZAS NECESARIAS

INDICE	QUANT.
1	1
2	1
5	2
23	1
25	1

FERRAGEM NECESSÁRIA  
HARDWARE REQUIRED  
HERRAMIENTA NECESSARIA

INDICE	IMAGEM	QTDE
F		6
G		10
H		16
K		3
O		8

FERRAMENTAS NECESSÁRIAS  
TOOL REQUIRED  
HERRAMIENTA NECESSARIA









**PASSO 4  
STEP 4  
PASO 4**

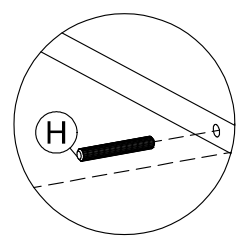
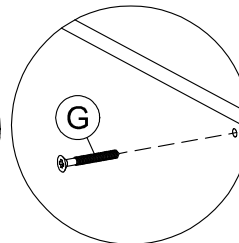
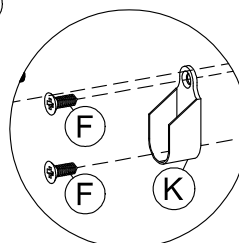
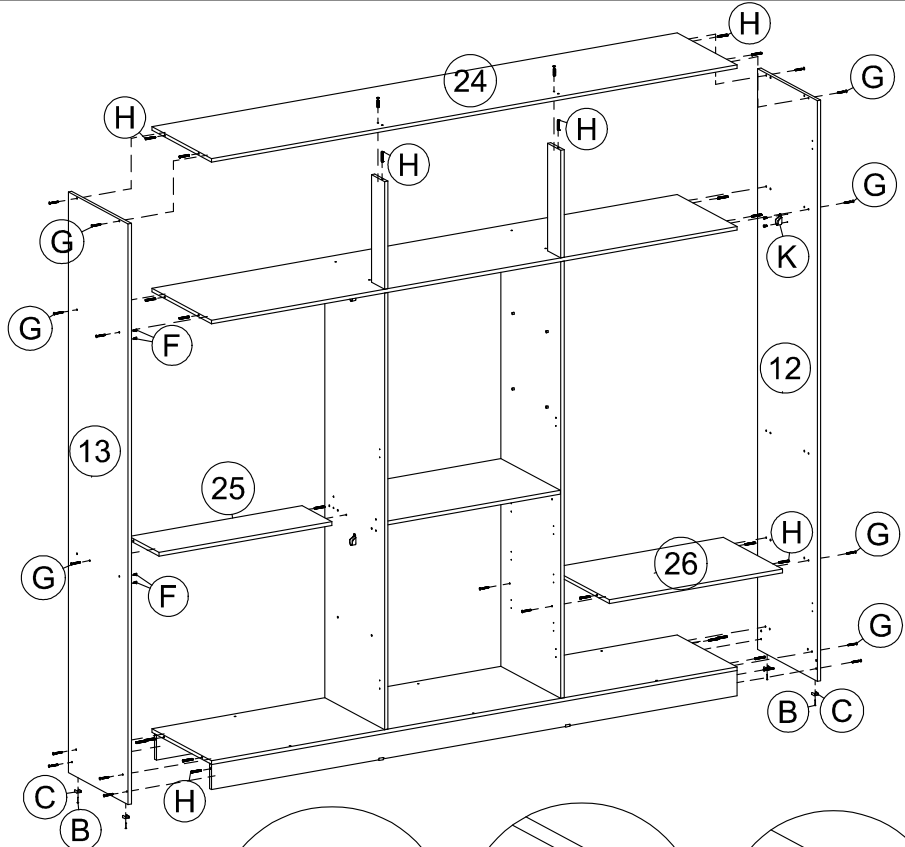
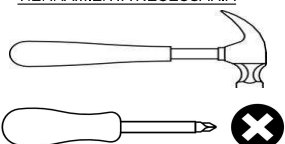
PEÇAS NECESSÁRIAS  
PARTS REQUIRED  
PIEZAS NECESARIAS

INDICE	QUANT.
12	1
13	1
24	1
25	1
26	1

FERRAGEM NECESSÁRIA  
HARDWARE REQUIRED  
HERRAMIENTA NECESSARIA

INDICE	IMAGEM	QTDE
B		4
C		4
F		6
G		24
H		24
K		3

FERRAMENTAS NECESSÁRIAS  
TOOL REQUIRED  
HERRAMIENTA NECESSARIA



**PASSO 5  
STEP 5  
PASO 5**

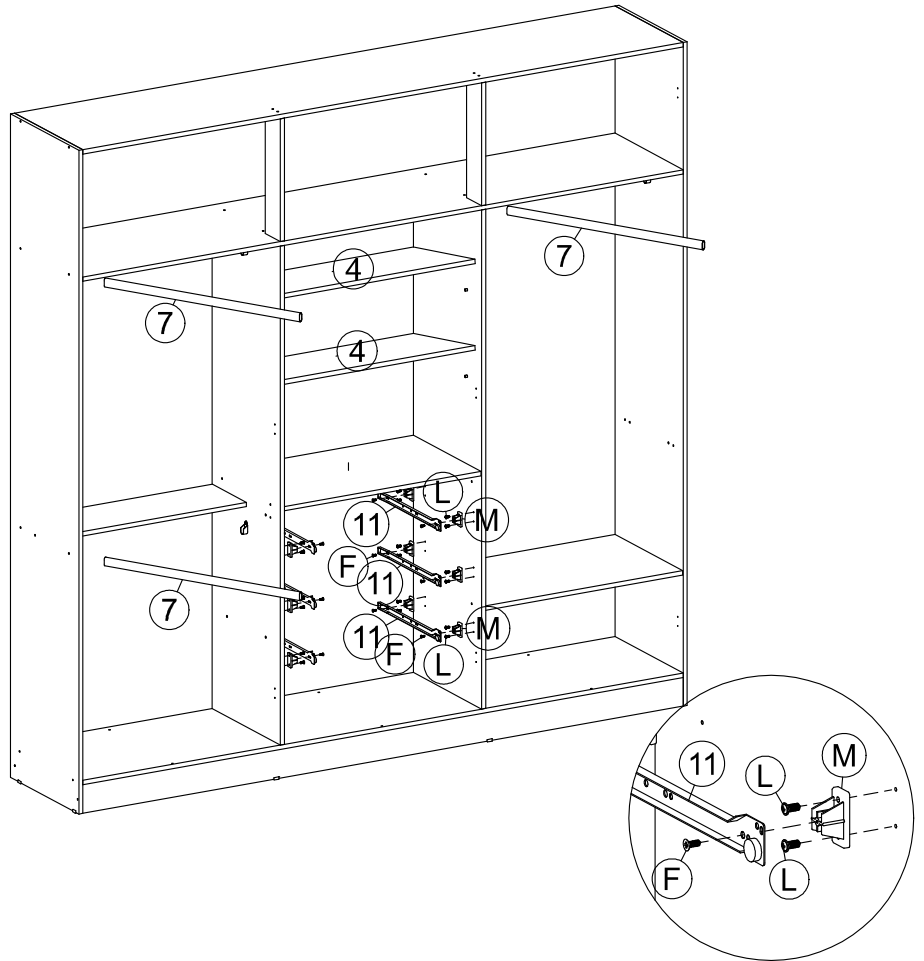
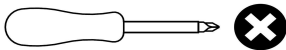
PEÇAS NECESSÁRIAS  
PARTS REQUIRED  
PIEZAS NECESARIAS

INDICE	QUANT.
4	1
7	3
11	6

FERRAGEM NECESSÁRIA  
HARDWARE REQUIRED  
HERRAMIENTA NECESARIA

INDICE	IMAGEM	QTDE
F		24
L		24
M		12

FERRAMENTAS NECESSÁRIAS  
TOOL REQUIRED  
HERRAMIENTA NECESARIA



**PASSO 6  
STEP 6  
PASO 6**

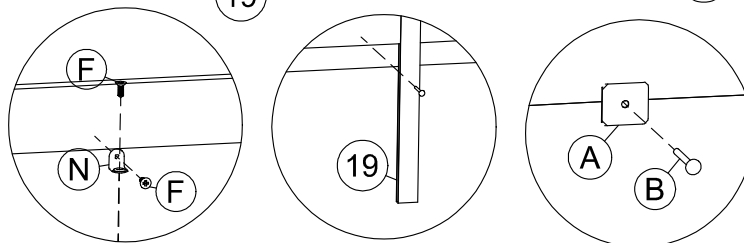
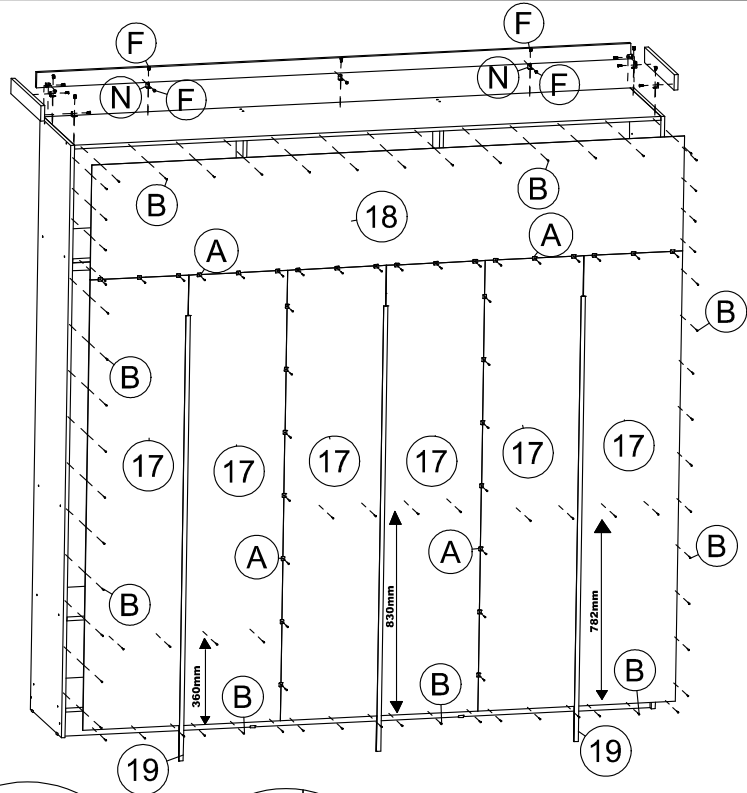
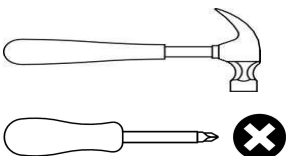
PEÇAS NECESSÁRIAS  
PARTS REQUIRED  
PIEZAS NECESARIAS

INDICE	QUANT.
3	2
16	1
17	6
18	1
19	3

FERRAGEM NECESSÁRIA  
HARDWARE REQUIRED  
HERRAMIENTA NECESARIA

INDICE	IMAGEM	QTDE
A		32
B		111
F		18
N		9

FERRAMENTAS NECESSÁRIAS  
TOOL REQUIRED  
HERRAMIENTA NECESARIA







**PASSO 7  
STEP 7  
PASO 7**

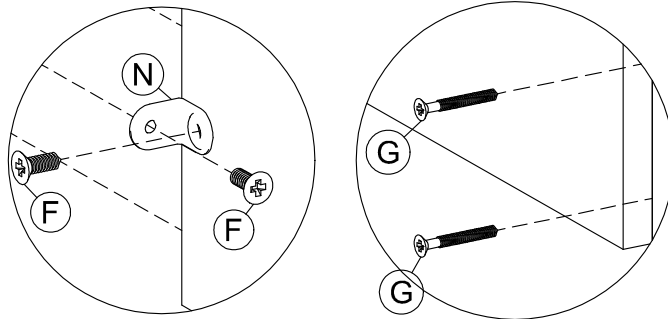
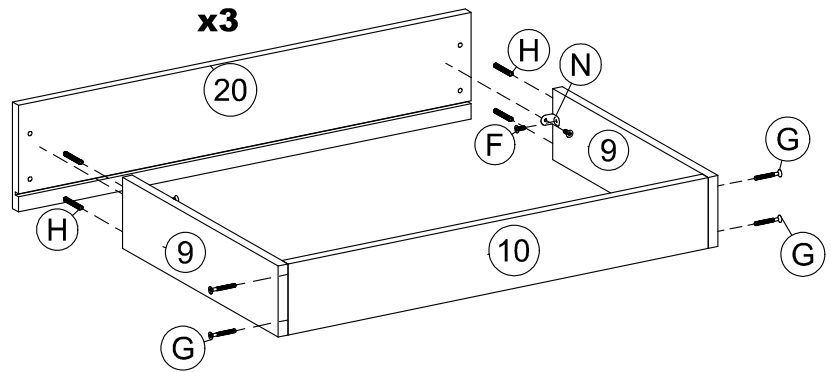
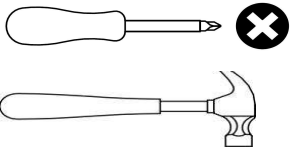
PEÇAS NECESSÁRIAS  
PARTS REQUIRED  
PIEZAS NECESARIAS

INDICE	QUANT.
9	6
10	3
20	3

FERRAGEM NECESSÁRIA  
HARDWARE REQUIRED  
HERRAMIENTA NECESSARIA

INDICE	IMAGEM	QTDE
F		12
G		12
H		12
N		6

FERRAMENTAS NECESSÁRIAS  
TOOL REQUIRED  
HERRAMIENTA NECESSARIA






**PASSO 8  
STEP 8  
PASO 8**

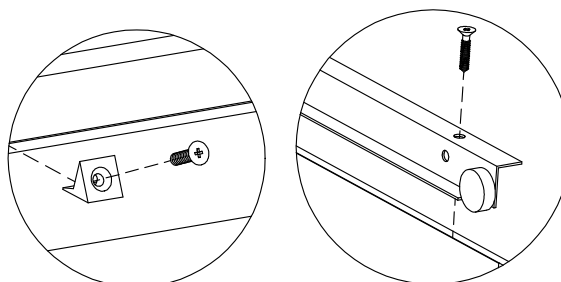
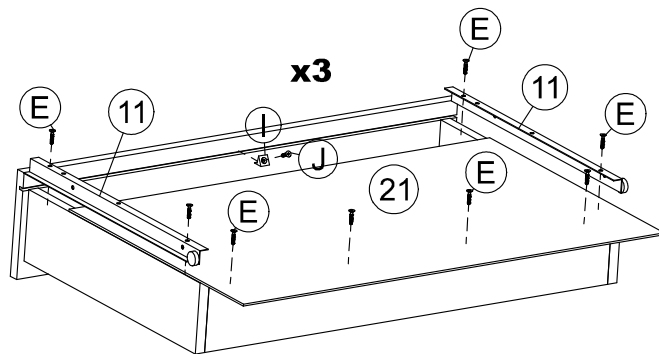
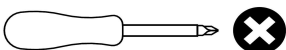
PEÇAS NECESSÁRIAS  
PARTS REQUIRED  
PIEZAS NECESARIAS

INDICE	QUANT.
11	6
21	3

FERRAGEM NECESSÁRIA  
HARDWARE REQUIRED  
HERRAMIENTA NECESSARIA

INDICE	IMAGEM	QTDE
E		24
I		3
J		3

FERRAMENTAS NECESSÁRIAS  
TOOL REQUIRED  
HERRAMIENTA NECESSARIA







**PASSO 9**  
**STEP 9**  
**PASO 9**

PEÇAS NECESSÁRIAS  
 PARTS REQUIRED  
 PIEZAS NECESARIAS

INDICE	QUANT.
27	4
28	2
A	1
D	1

FERRAGEM NECESSÁRIA  
 HARDWARE REQUIRED  
 HERRAMIENTA NECESSARIA

INDICE	IMAGEM	QTDE
D		11
F		84
Q		18
R		18

FERRAMENTAS NECESSÁRIAS  
 TOOL REQUIRED  
 HERRAMIENTA NECESSARIA

