



MANUAL DE MONTAGEM

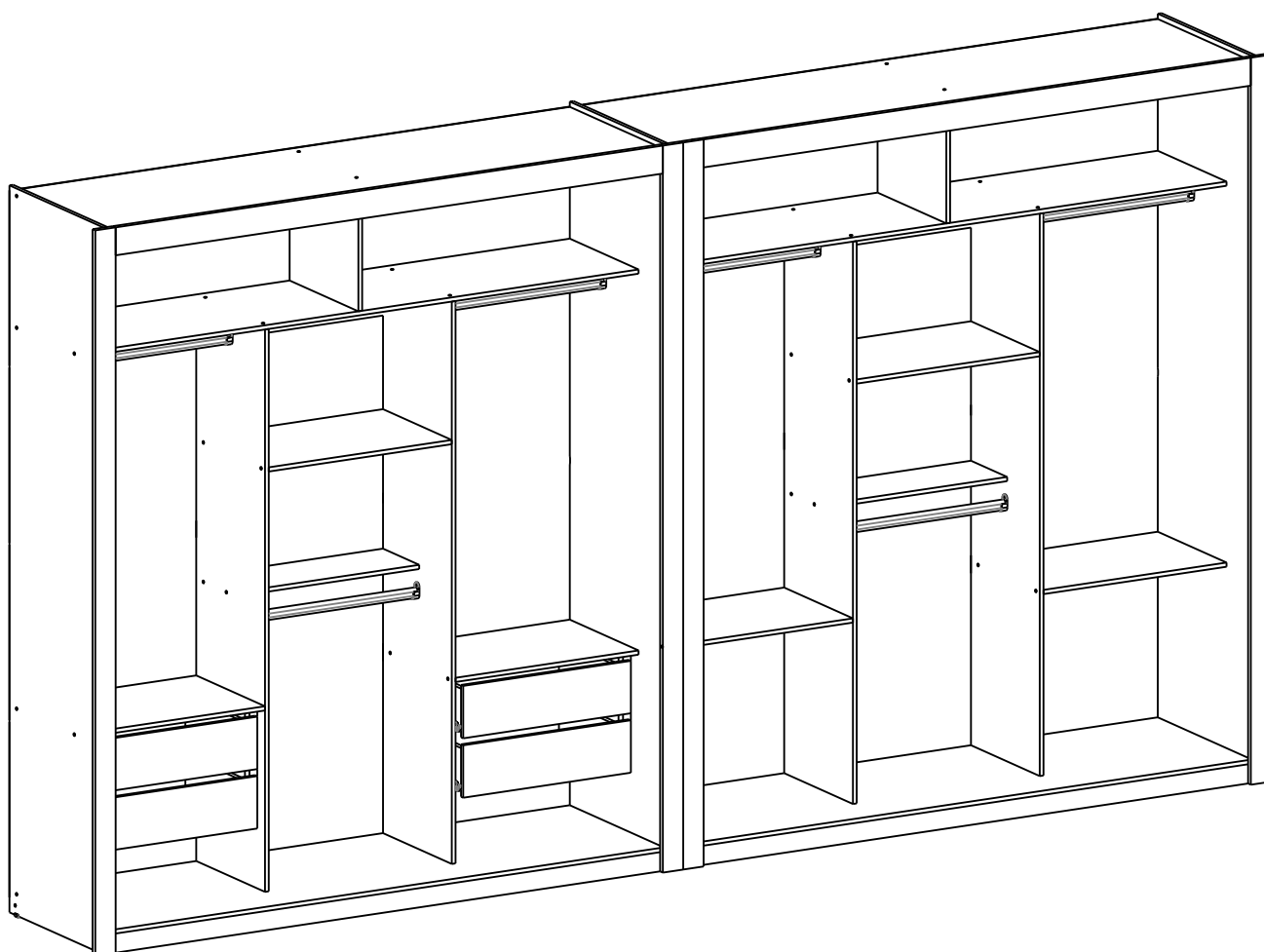
ASSEMBLY INSTRUCTIONS

INSTRUCCIONES DE MONTAJE

CLOSET CASAL PREMIUM CLARICE COM 4 GAVETAS

CLOSET COUPLE PREMIUM CLARICE WITH 4 DRAWER

CLOSET PAREJA PREMIUM CLARICE CON 4 CAJON



ATENÇÃO: / ATTENTION / ATENCIÓN

UTILIZE ESTE MANUAL PARA A MONTAGEM DOS DOIS CLOSETS

USE THIS MANUAL TO
ASSEMBLE THE TWO CLOSETS

UTILICE ESTE MANUAL PARA
MONTAR LOS DOS ARMARIOS

PEÇAS POR VOLUME / PARTS BY VOLUME / PIEZAS POR VOLUMEN

CAIXA RODAPE / ROUND BOX / CAJA DE RUEDAS

NUM.	COD.	DESCRIÇÃO / DESCRIPTION / DESCRIPCIÓN	QDT QTY. CTD.	MEDIDAS (MM) SIZE (MEASUREMENTS) (MM) DIMENSIONES (MM)
23	5919	FRENTE GAVETA / DRAWER FRONT / FRENTE DE CAJÓN	4	520x150x12
22	5918	LATERAL GAVETA / DRAWER SIDE / LADO DEL CAJÓN	8	300x100x15
14	5922	MOLDURA SUPERIOR / TOP FRAME / MARCO SUPERIOR	1	1728x80x12
2	5929	RODAPÉ TRASEIRO / REAR FOOTER / MARCO BASE TRASERO	1	1758x55x15
1	5921	RODAPÉ FRONTAL / FRONTAL FOOTER / MARCO BASE FRONTAL	1	1758x55x15
3	5916	RODAPÉ / FOOTER / MARCO BASE	2	401x55x15
10	13238	PRATELEIRA REDUZIDA / REDUCED SHELF / ESTANTE REDUCIDO	1	578x200x12
6	13234	TAMPO INFERIOR / LOWER BASE / TAPA INFERIOR	1	1758x450x12
11	13237	TAMPO MALEIRO / CLOSET TOP SHELF BASE / TAPA PORTA EQUIPAJES	1	1758x325x12
13	13236	TAMPO SUPERIOR / HIGHER BASE / TAPA SUPERIOR	1	1758x450x12
24	5920	TRASEIRO GAVETA / REAR DRAWER / CAJÓN TRASERO	4	474x70x12
18	6651	CABIDEIRO / COAT HANGER / PERCHERO	3	565x25x19
25	5913	FUNDO GAVETA / DRAWER BOTTOM / FONDO DE CAJÓN	4	500x307x2,5
19	2967	CORREDIÇA / DRAWER SLIDE / CORREDERA	4	300
32	13241	KIT FERRAGEM / HARDWARE KIT / HERRAJES	1	-
33	5931	KIT FERRAGEM / HARDWARE KIT / HERRAJES	1	-

CAIXA RODAPE / ROUND BOX / CAJA DE RUEDAS

NUM.	COD.	DESCRIÇÃO / DESCRIPTION / DESCRIPCIÓN	QDT QTY. CTD.	MEDIDAS (MM) SIZE (MEASUREMENTS) (MM) DIMENSIONES (MM)
23	5919	FRENTE GAVETA / DRAWER FRONT / FRENTE DE CAJÓN	4	520x150x12
22	5918	LATERAL GAVETA / DRAWER SIDE / LADO DEL CAJÓN	8	300x100x15
14	5922	MOLDURA SUPERIOR / TOP FRAME / MARCO SUPERIOR	1	1728x80x12
2	5929	RODAPÉ TRASEIRO / REAR FOOTER / MARCO BASE TRASERO	1	1758x55x15
1	5921	RODAPÉ FRONTAL / FRONTAL FOOTER / MARCO BASE FRONTAL	1	1758x55x15
3	5916	RODAPÉ / FOOTER / MARCO BASE	2	401x55x15
10	13238	PRATELEIRA REDUZIDA / REDUCED SHELF / ESTANTE REDUCIDO	1	578x200x12
6	13234	TAMPO INFERIOR / LOWER BASE / TAPA INFERIOR	1	1758x450x12
11	13237	TAMPO MALEIRO / CLOSET TOP SHELF BASE / TAPA PORTA EQUIPAJES	1	1758x325x12
13	13236	TAMPO SUPERIOR / HIGHER BASE / TAPA SUPERIOR	1	1758x450x12
24	5920	TRASEIRO GAVETA / REAR DRAWER / CAJÓN TRASERO	4	474x70x12
18	6651	CABIDEIRO / COAT HANGER / PERCHERO	3	565x25x19
25	5913	FUNDO GAVETA / DRAWER BOTTOM / FONDO DE CAJÓN	4	500x307x2,5
19	2967	CORREDIÇA / DRAWER SLIDE / CORREDERA	4	300
32	13241	KIT FERRAGEM / HARDWARE KIT / HERRAJES	1	-
33	5931	KIT FERRAGEM / HARDWARE KIT / HERRAJES	1	-

PEÇAS POR VOLUME / PARTS BY VOLUME / PIEZAS POR VOLUMEN





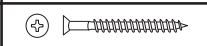
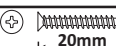


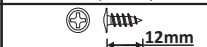







CAIXA LATERAL / SIDE BOX / CAJA LATERAL

NUM.	COD.	DESCRIÇÃO / DESCRIPTION / DESCRIPCIÓN	QDT QTY. CTD.	MEDIDAS (MM) SIZE (MEASUREMENTS) (MM) DIMENSIONES (MM)
7	13437	DIVISÓRIA / DIVISION / DIVISIÓN	2	1609x325x12
12	13431	DIVISÓRIA MALEIRO / LUGGAGE DIVISION / DIVISIÓN PORTA EQUIPAJES	1	365x200x12
15	5911	ENCABEÇAMENTO LATERAL / SIDE FRAME / MARCO LATERAL	2	2080x65x15
5	13433	LATERAL DIREITA / RIGHT SIDE / LATERAL DERECHA	1	2080x450x12
4	13428	LATERAL ESQUERDA / LEFT SIDE / LATERAL IZQUIERDA	1	2080x450x12
9	13434	PRATELEIRA / SHELF / ESTANTE	3	578x325x12
21	6387	PERFIL H / PROFILE / PERFIL	4	1781X20X5
20	13432	COSTAS / BACK PANEL / PANEL TRASERO	5	1779X401X2,5

CAIXA LATERAL / SIDE BOX / CAJA LATERAL

NUM.	COD.	DESCRIÇÃO / DESCRIPTION / DESCRIPCIÓN	QDT QTY. CTD.	MEDIDAS (MM) SIZE (MEASUREMENTS) (MM) DIMENSIONES (MM)
7	13437	DIVISÓRIA / DIVISION / DIVISIÓN	2	1609x325x12
12	13431	DIVISÓRIA MALEIRO / LUGGAGE DIVISION / DIVISIÓN PORTA EQUIPAJES	1	365x200x12
15	5911	ENCABEÇAMENTO LATERAL / SIDE FRAME / MARCO LATERAL	2	2080x65x15
5	13433	LATERAL DIREITA / RIGHT SIDE / LATERAL DERECHA	1	2080x450x12
4	13428	LATERAL ESQUERDA / LEFT SIDE / LATERAL IZQUIERDA	1	2080x450x12
9	13434	PRATELEIRA / SHELF / ESTANTE	3	578x325x12
21	6387	PERFIL H / PROFILE / PERFIL	4	1781X20X5
20	13432	COSTAS / BACK PANEL / PANEL TRASERO	5	1779X401X2,5

COMPOSIÇÃO KIT FERRAGEM / HARDWARE KIT COMPOSITION / COMPOSICIÓN KIT DE HERRAJES

LETRA LETTER LETRA	COD.	IMAGEM IMAGE IMAGEN	DESCRIÇÃO DESCRIPTION DESCRIPCIÓN	LETRA LETTER LETRA	COD.	IMAGEM IMAGE IMAGEN	DESCRIÇÃO DESCRIPTION DESCRIPCIÓN
A	14573		PARAFUSO 3,5x35 FLANGE. SCREW / TORNILLO	I	4249		SAPATA PLÁSTICA PLASTIC SHOE / ZAPATO PLÁSTICO
B	13298		PARAFUSO 4,0x35 SCREW / TORNILLO	K	4202		CAVILHA 06X30 PEG / TARUGO
C	14574		PARAFUSO 3,5x30 SCREW / TORNILLO	M	6412		PARAFUSO 3,0x20 SCREW / TORNILLO
D	6533		PARAFUSO 3,5x16 SCREW / TORNILLO	N	4196		PARAFUSO 3,0x12 SCREW / TORNILLO
E	4181		PARAFUSO 3,5x12 FLANGE. SCREW / TORNILLO	O	4385		PREGO 10X10 NAIL / CLAVO
F	6377		CONECTOR DE MONTAGEM MOUNTING CONNECTOR / CONECTOR DE MONTAJE	P	6399		DISTANCIADOR PLÁSTICO 25MM SUPPORT PLASTIC / DISTANCIADOR PLÁSTICO
G	14572		CANT. 02 FUROS ANGLE BRACKETS 02 HOLES / ESQUINA 02 AGUJEROS	Q	14576		CANTONEIRA ANGULAR ANGLE BRACKETS / ESQUINA ÁNGULO
H	4198		SUPORTE CABIDEIRO HANGER SUPPORT / SOPORTE PARA PERCHERO	R	4201		TAPA FURO ADESIVO ADHESIVE HOLE COVER / TAPA AGUJERO ADHESIVO

CARO CLIENTE

Obrigado por adquirir um de nossos produtos.
Visite nosso site e conheça toda nossa Linha.

Acesse: www.cariocamoveis.com.br

DEAR CUSTOMER

Thank you for purchasing one of our products.
Visit our website and get to know our entire line.

Access: www.cariocamoveis.com.br

ESTIMADO CLIENTE

Gracias por adquirir uno de nuestros productos.
Visite nuestro sitio web y conozca toda nuestra línea.

Acceso: www.cariocamoveis.com.br

OBSERVAÇÃO IMPORTANTE

Pés não incluso neste Produto (vendidos separadamente). Caso tenha adquirido o Kit de Pés, a fixação deverá ser feita a partir da etapa de Nº2.

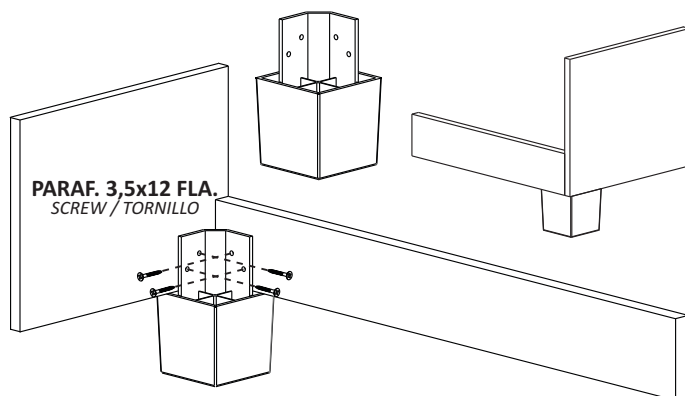
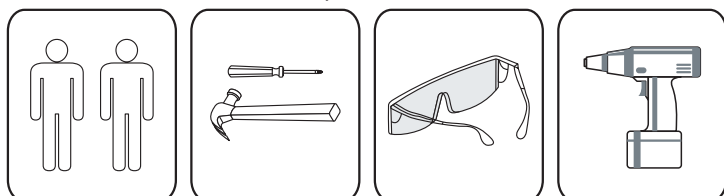
IMPORTANT NOTE

Feet not included in this Product (sold separately). In case you have If the Kit of Feet is purchased, the fixation must be done from step #2.

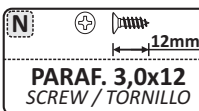
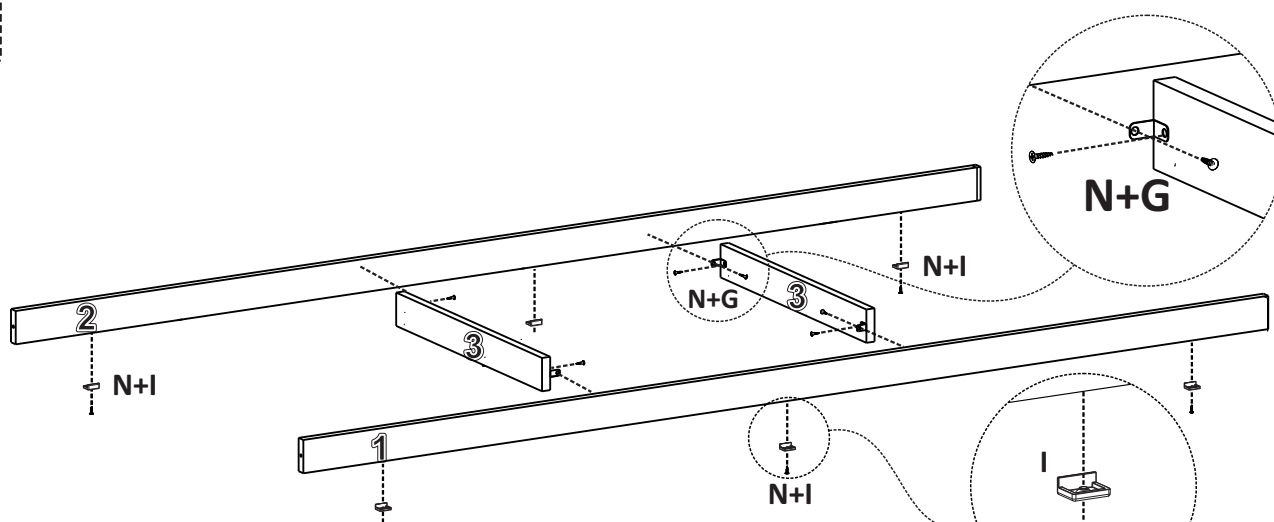
NOTA IMPORTANTE

Patas no incluidas en este producto (vendidas separadamente). Caso tenga comprado el kit de patas, la fijación acontece a partir de la etapa Nº2.

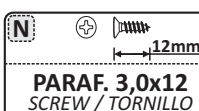
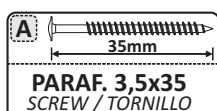
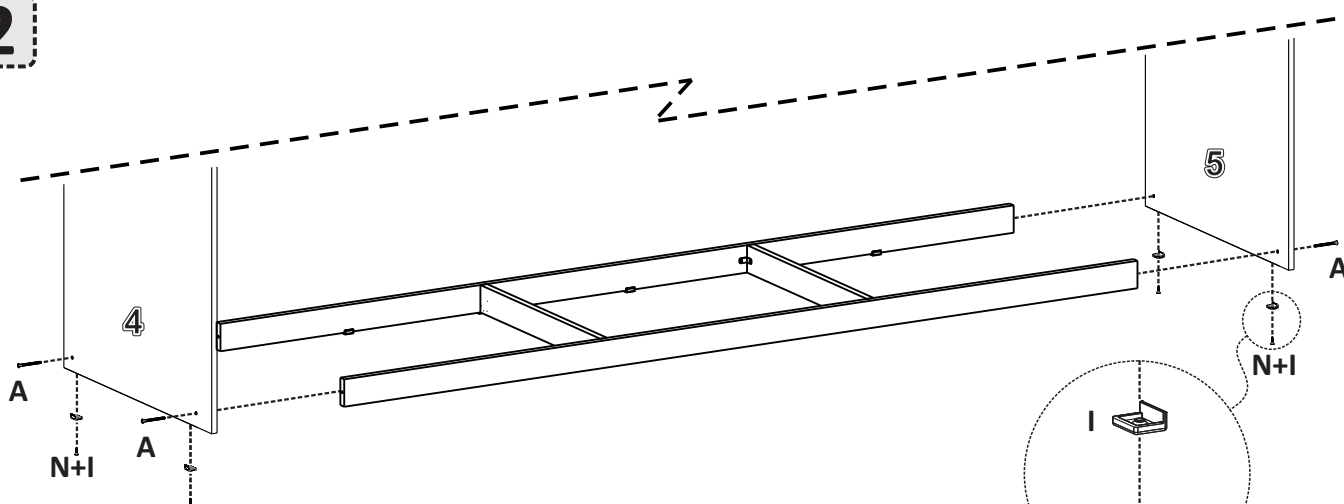
NECESSÁRIO PARA MONTAGEM REQUIRED FOR ASSEMBLY / REQUERIDO PARA EL MONTAJE



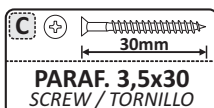
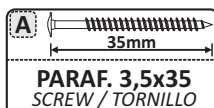
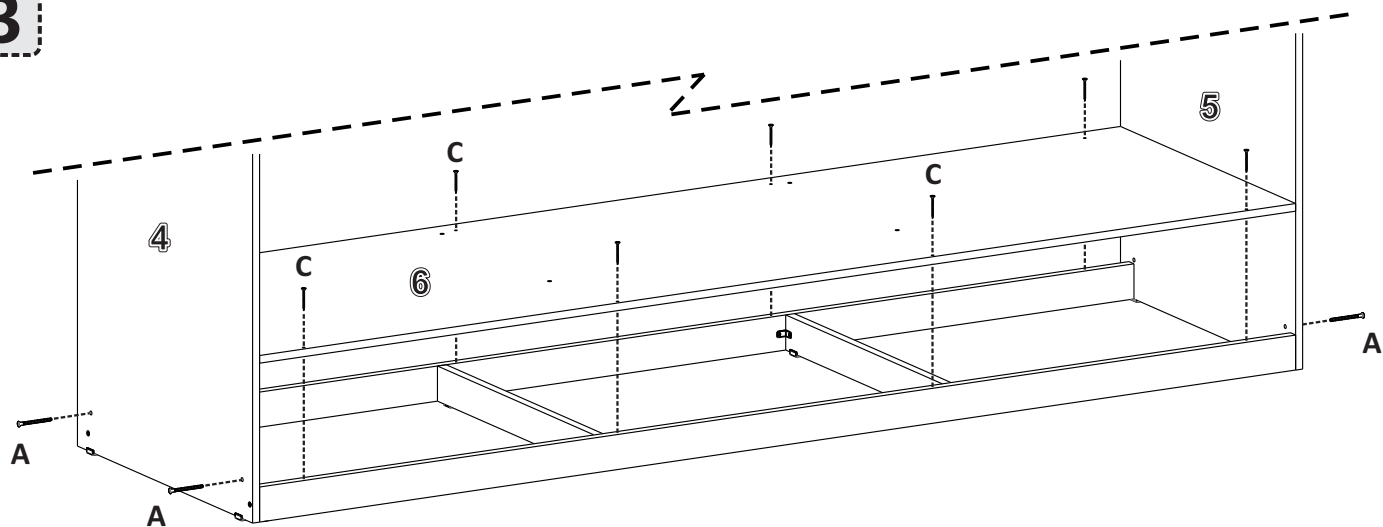
1



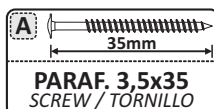
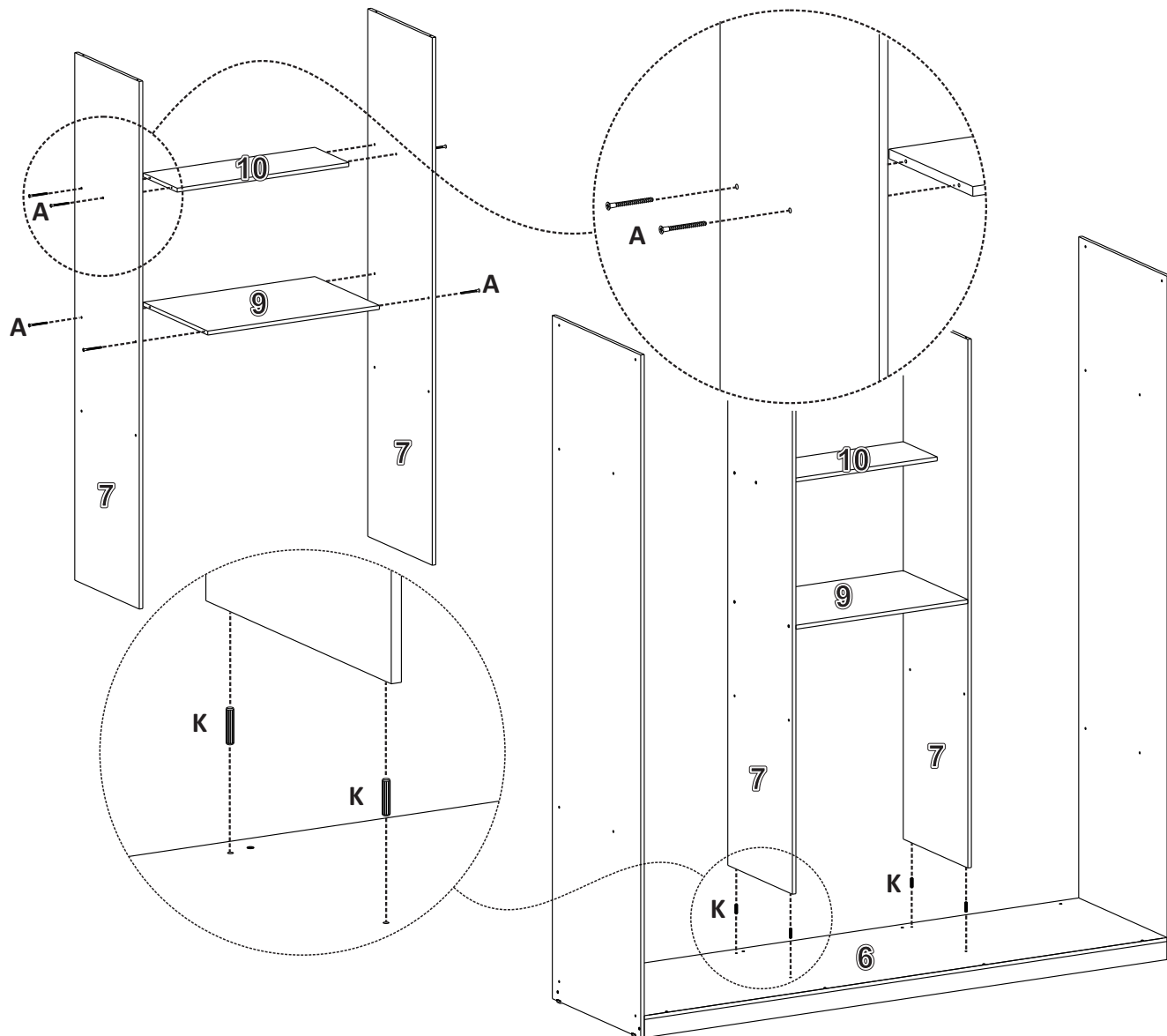
2



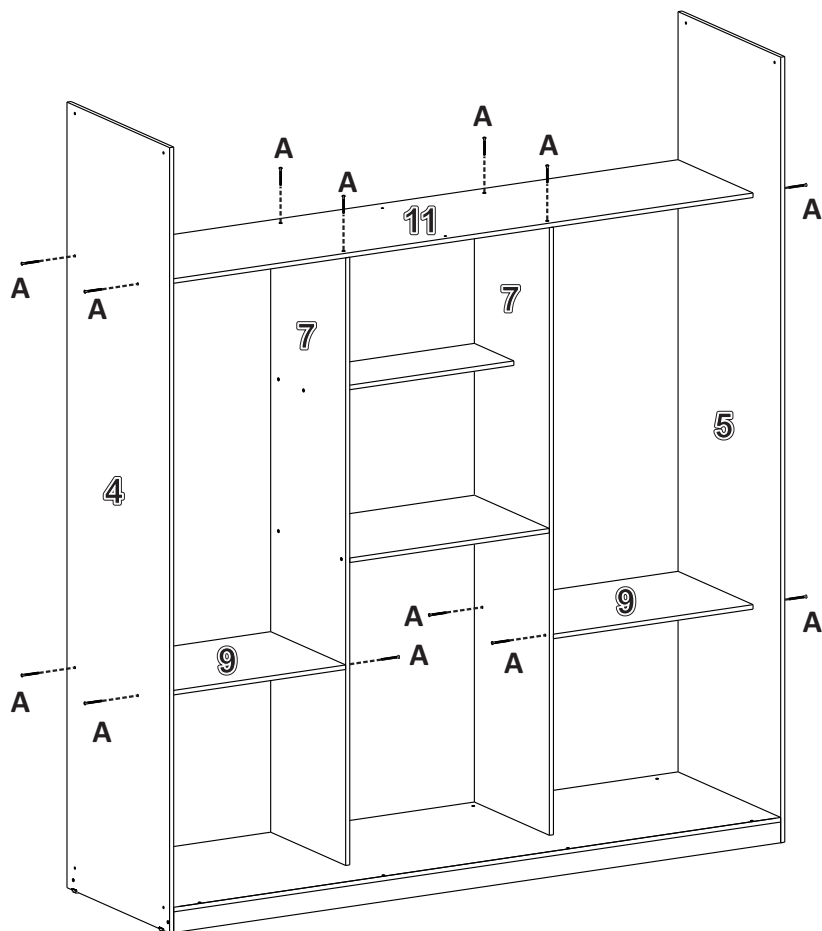
3



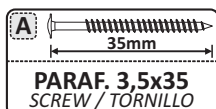
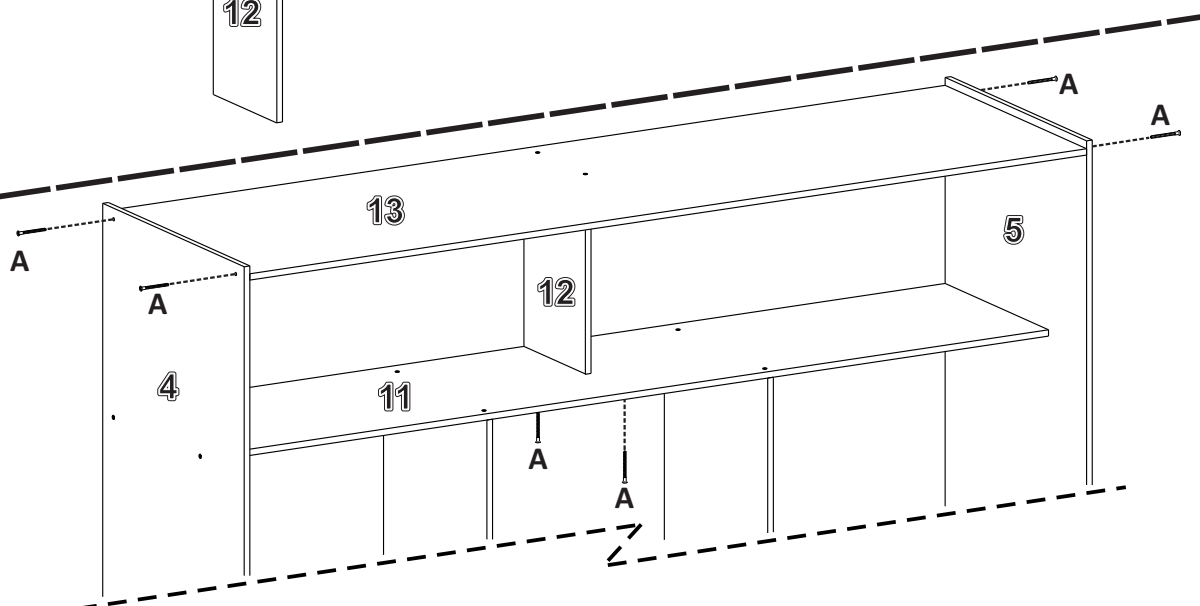
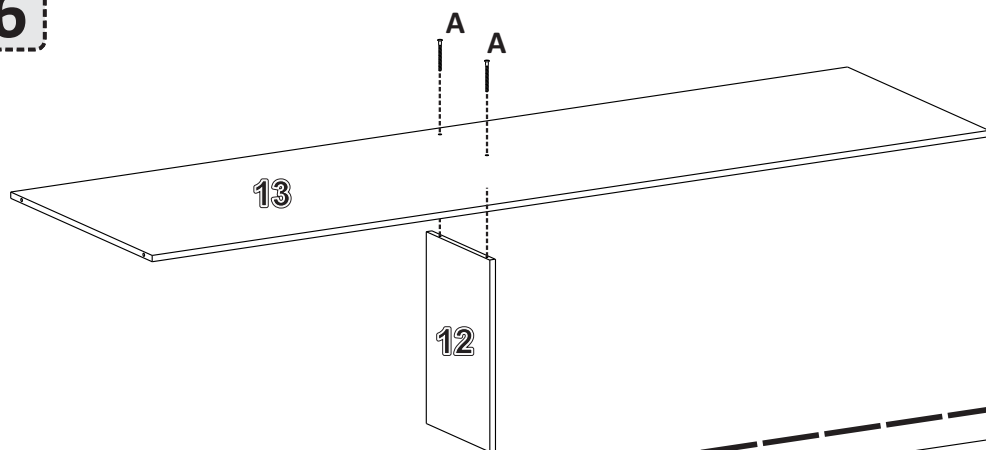
4



5

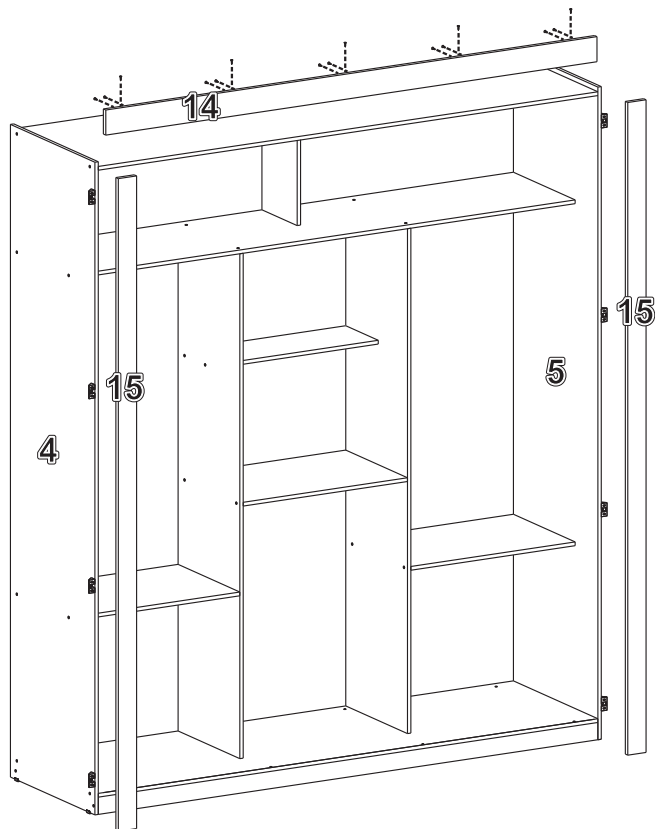


6

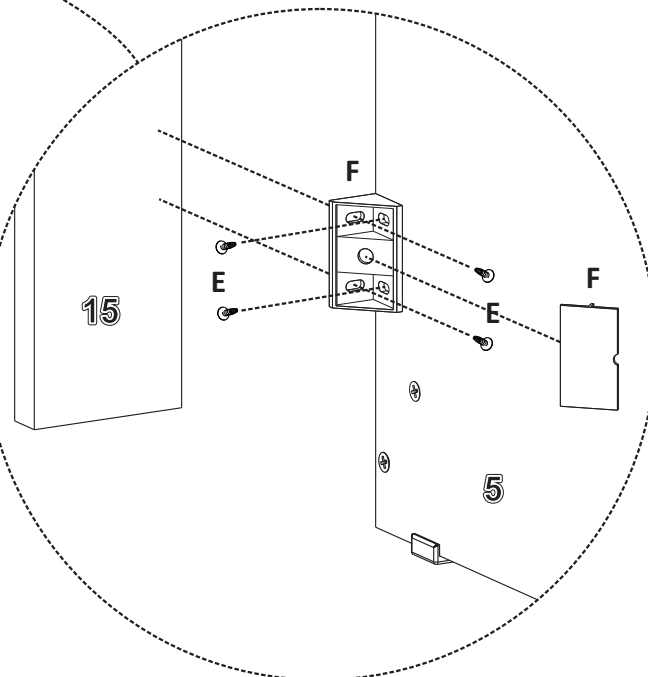
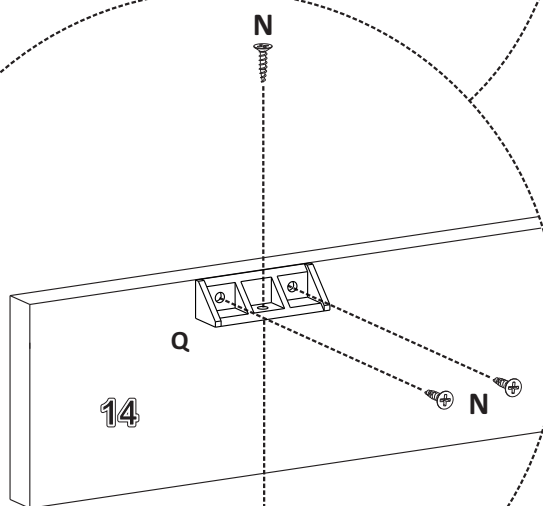
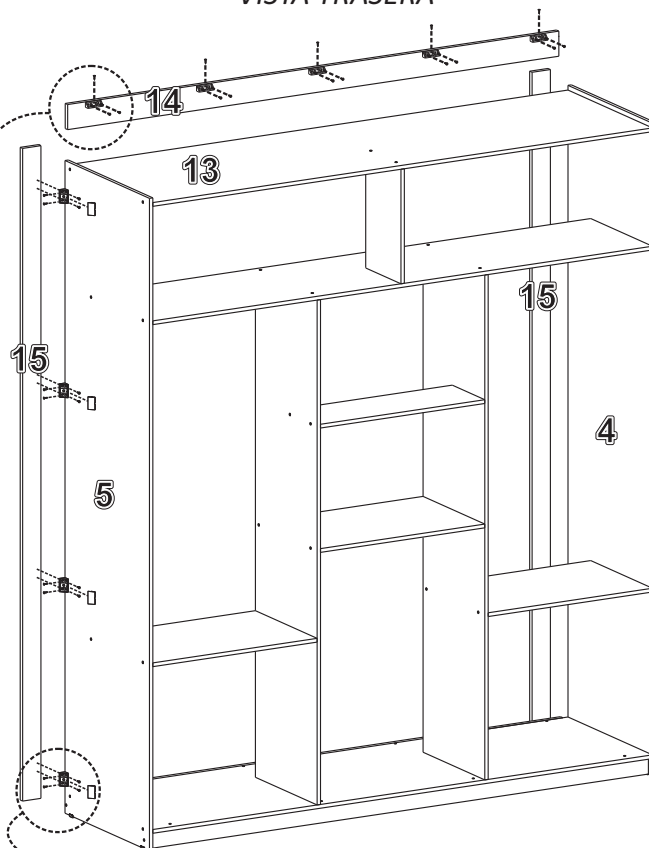



7


VISÃO FRONTAL
FRONT VIEW
VISTA FRONTAL



VISÃO TRASEIRA
REAR VIEW
VISTA TRASERA



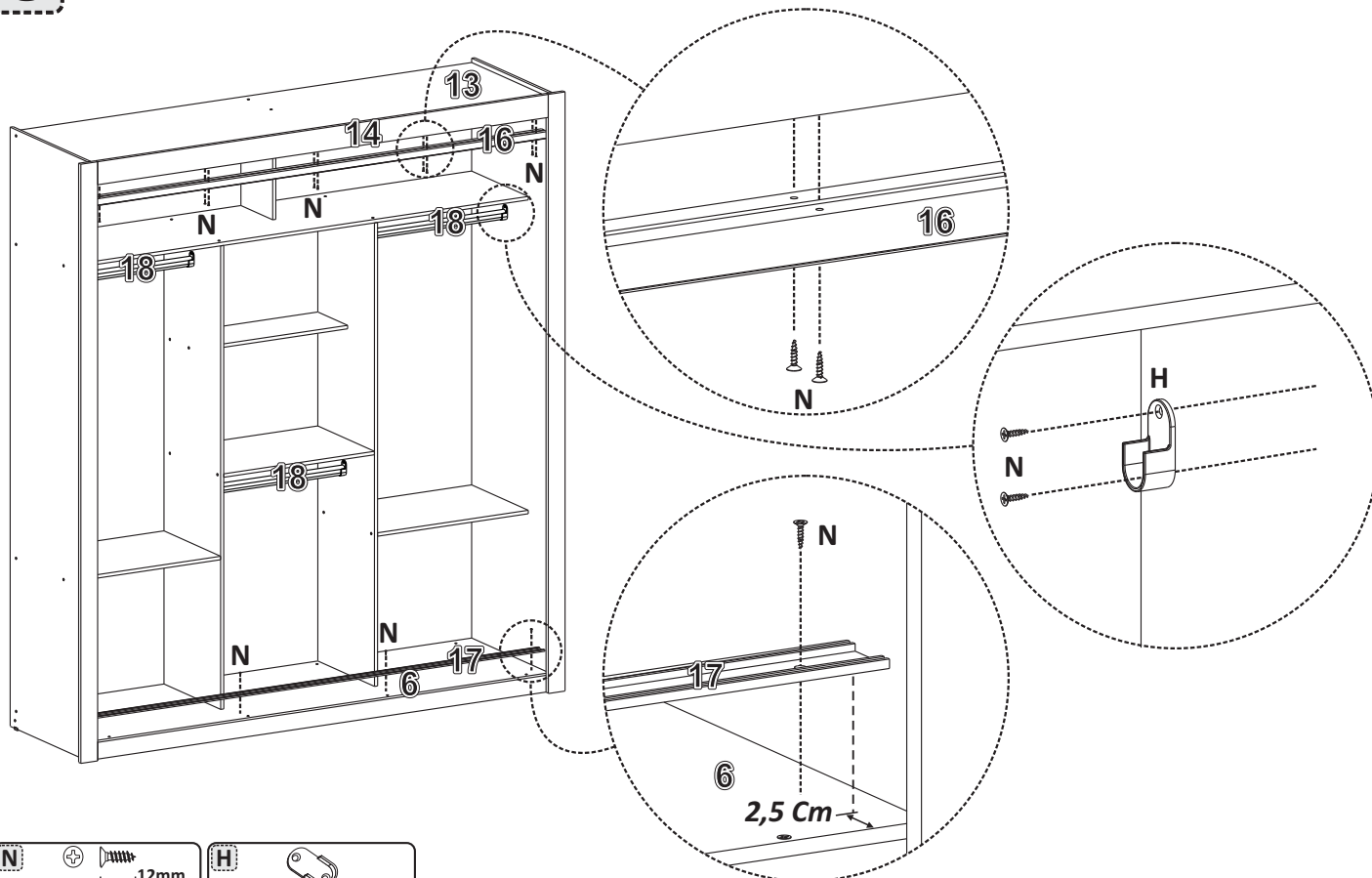
N  12mm
PARAF. 3,0x12
SCREW / TORNILLO


E  12mm
PAR. 3,5X12 FLAG.
SCREW / TORNILLO

F 
CONECTOR MONT.
MOUNTING CONNECTOR
CONECTOR DE MONTAJE

Q 
CANTONEIRA ANG.
ANGLE BRACKETS
ESQUINA PLASTICA

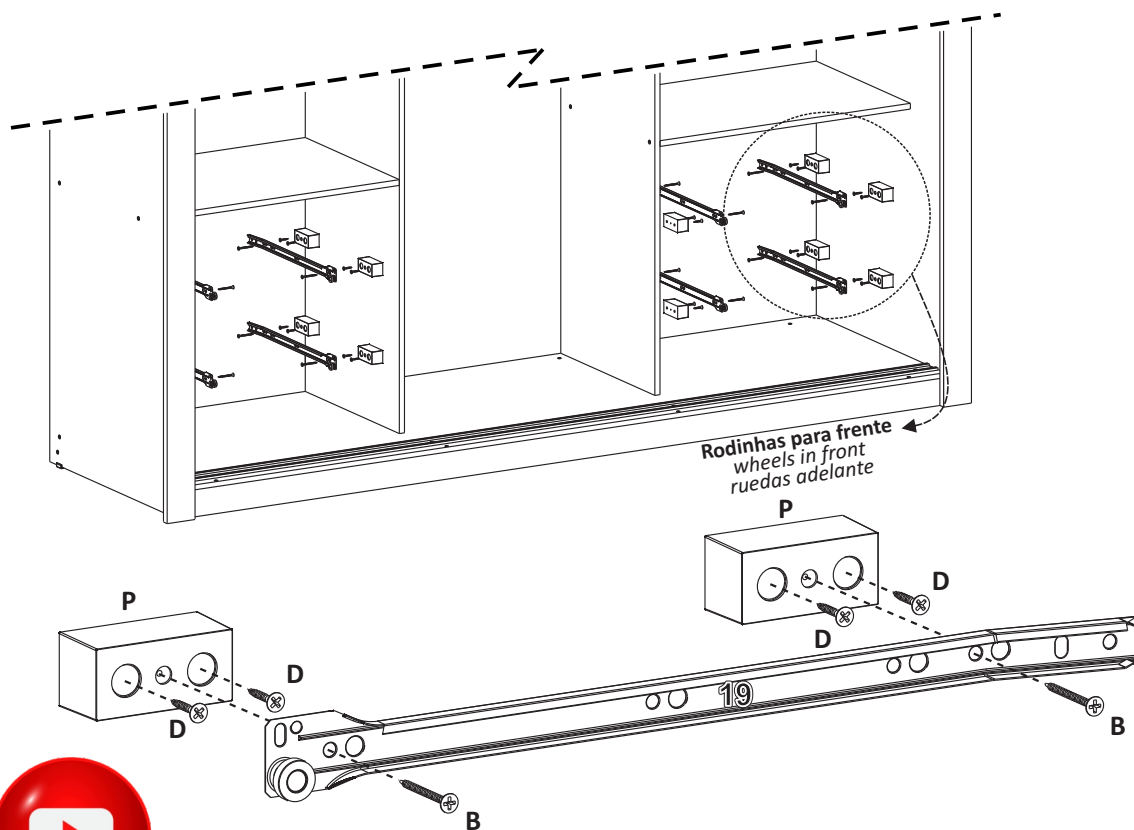
8




N  12mm
PARAF. 3,0X12
SCREW / TORNILLO


H 
SUPORE CABIDEIRO
HANGER SUPPORT
SOPORTE PARA PERCHERO

9



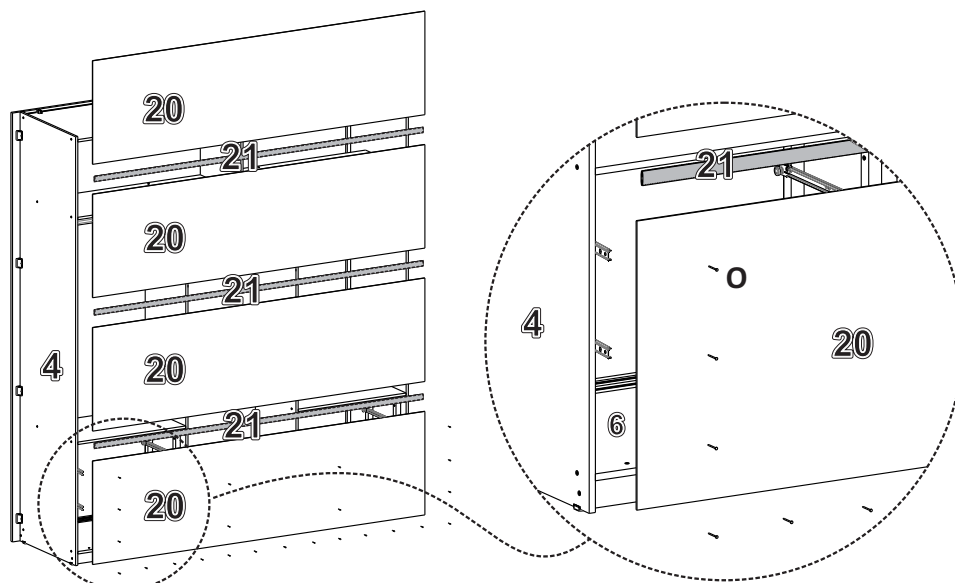
Leia o QR CODE com o seu celular
ou clique no LINK para ver o vídeo
de montagem

B  35mm
PARAF. 4,0X35
SCREW / TORNILLO

D  16mm
PARAF. 3,5X16
SCREW / TORNILLO

P 
DISTANCIADOR
SUPPORT/DISTANCIADOR

10



11

