



# Scrum.org™

*The Home of Scrum*

# Splitting Product Backlog Items

## Practical Techniques for Delivering Incremental Value

Lavaneesh Gautam

DATE: 04 October 2023




@ScrumDotOrg

©1993-2023 Scrum.org All Rights Reserved

# Quick Guidelines

- Your microphones will be muted throughout
- This session is recorded. The recording and slides will be available after the webinar within 24 hours.
- Please ask questions!
  - Submit questions by selecting the Q & A icon:





# Who is Scrum.org


Mission:  
*Helping People and  
Teams Solve  
Complex Problems*



**Ken Schwaber**  
Scrum.org Founder,  
Chairman and  
Co-creator of Scrum



# OUR SPEAKER



**LAVANEESH GAUTAM**  
Professional Scrum Trainer



Helping Teams and People  
Deliver **Great Outcomes**



[WWW.EDGEAGILITY.COM](http://WWW.EDGEAGILITY.COM)





# PRODUCT BACKLOG

What Is It?



## LIVING ARTIFACT

If the product lives, Product Backlog also lives



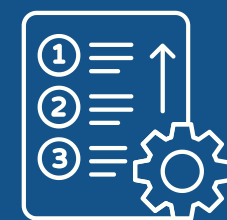
## ACCOUNTABILITY: PRODUCT OWNER

However, some responsibilities could be delegated




## COMMITMENT: PRODUCT GOAL

Product Goal provide direction and help in emergence of the Product Backlog



## ORDERED

Items at the top are more important and generally more refined



# BENEFITS OF SMALLER PRODUCT BACKLOG ITEMS (PBI)

## Shorter Feedback Loop

Smaller PBIs reach 'Done' sooner and this enables the shorter feedback loop.

## Enhanced Learning

A shorter feedback loop enables us to validate value assumptions faster and helps us learn about our customers/users, their needs/goals and also our business goals



## Opportunities for Experimentation

A reduced feedback loop also reduces the risk of building something no one wants. this reduced risk creates opportunities for experimentations.

## Better Prioritisation

As we learn more about the outcomes users and businesses/products are seeking; this help us in forming better goal and better prioritisation

## Improved Flow

The flow of potential value improves. We identify/understand the bottlenecks, dependencies and blockers better.



# Slice Vertically– Like a Cake

“ A product is a vehicle  
to deliver value.

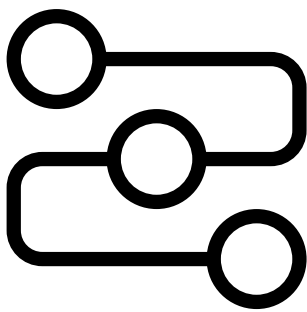
*Scrum Guide 2020* ”

Each Product Backlog  
Item(PBI) should deliver  
incremental value





**Split By User Roles**



**Split By Workflow Steps**



**Split By Operations**



**Split By Use Cases**



**Split By Business Rules**

**01**

**02**

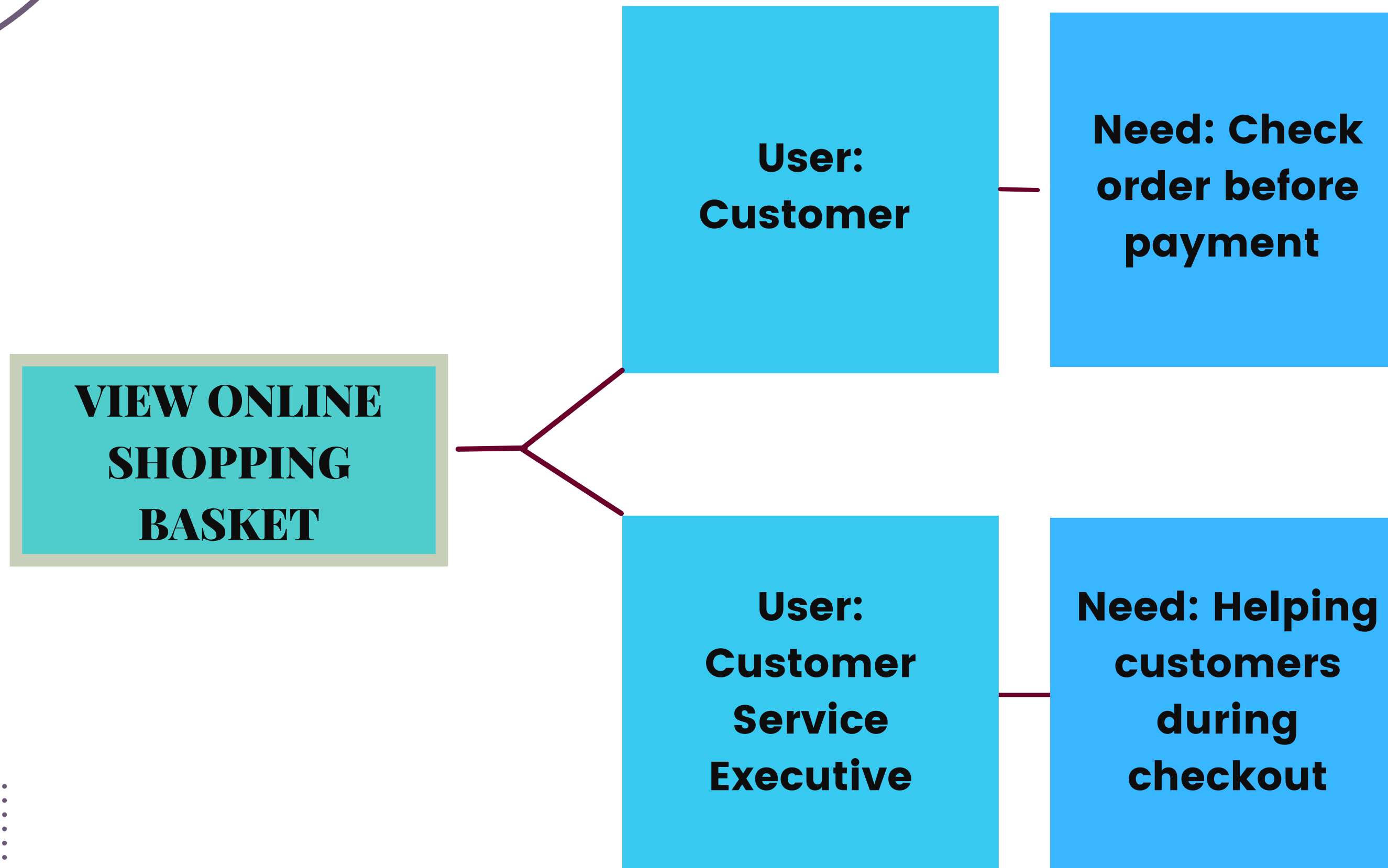

**03**

**04**

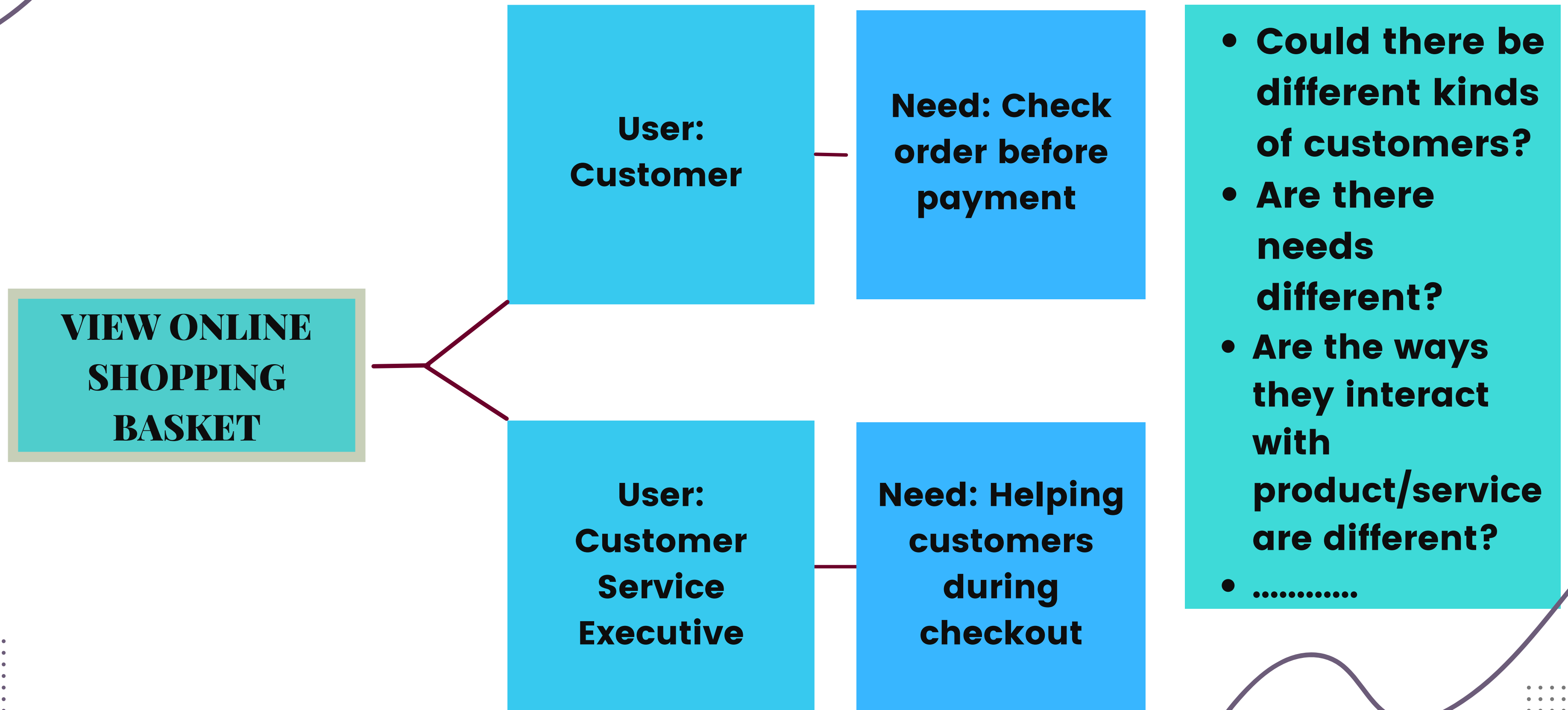

**05**



# Split By User Roles



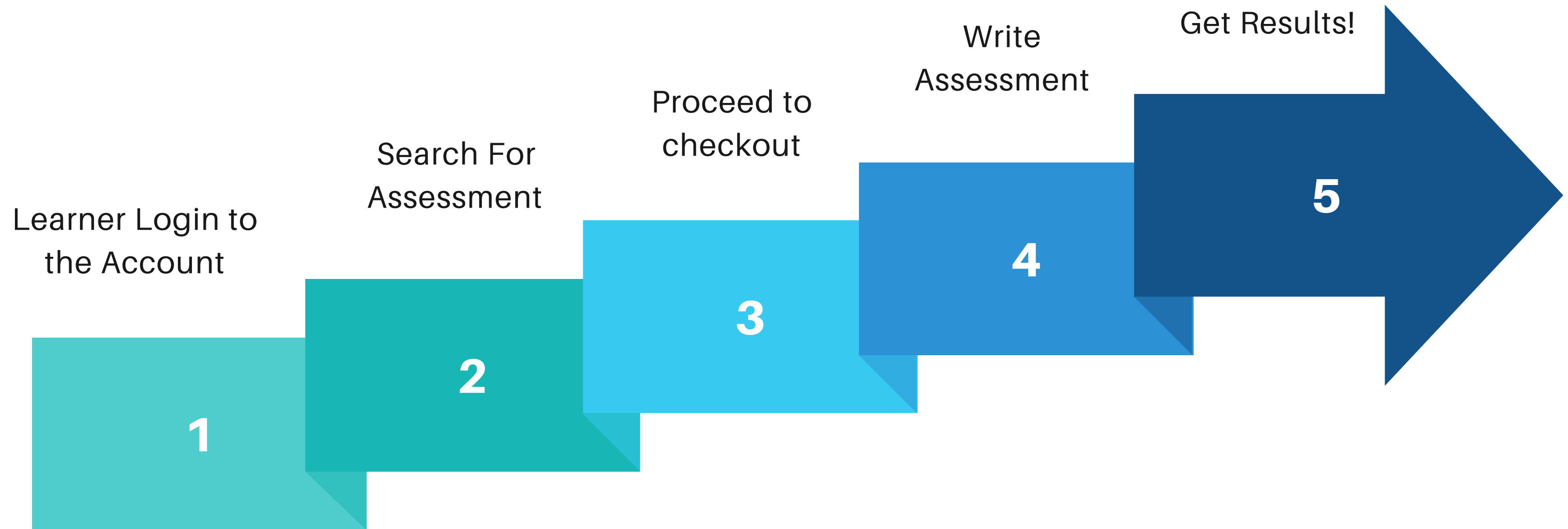
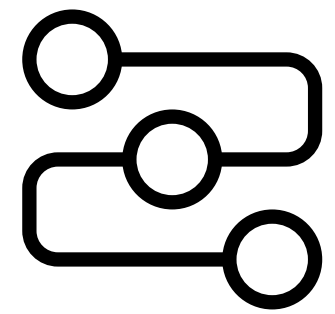
# Split By User Roles





# SPLIT BY WORKFLOW STEPS

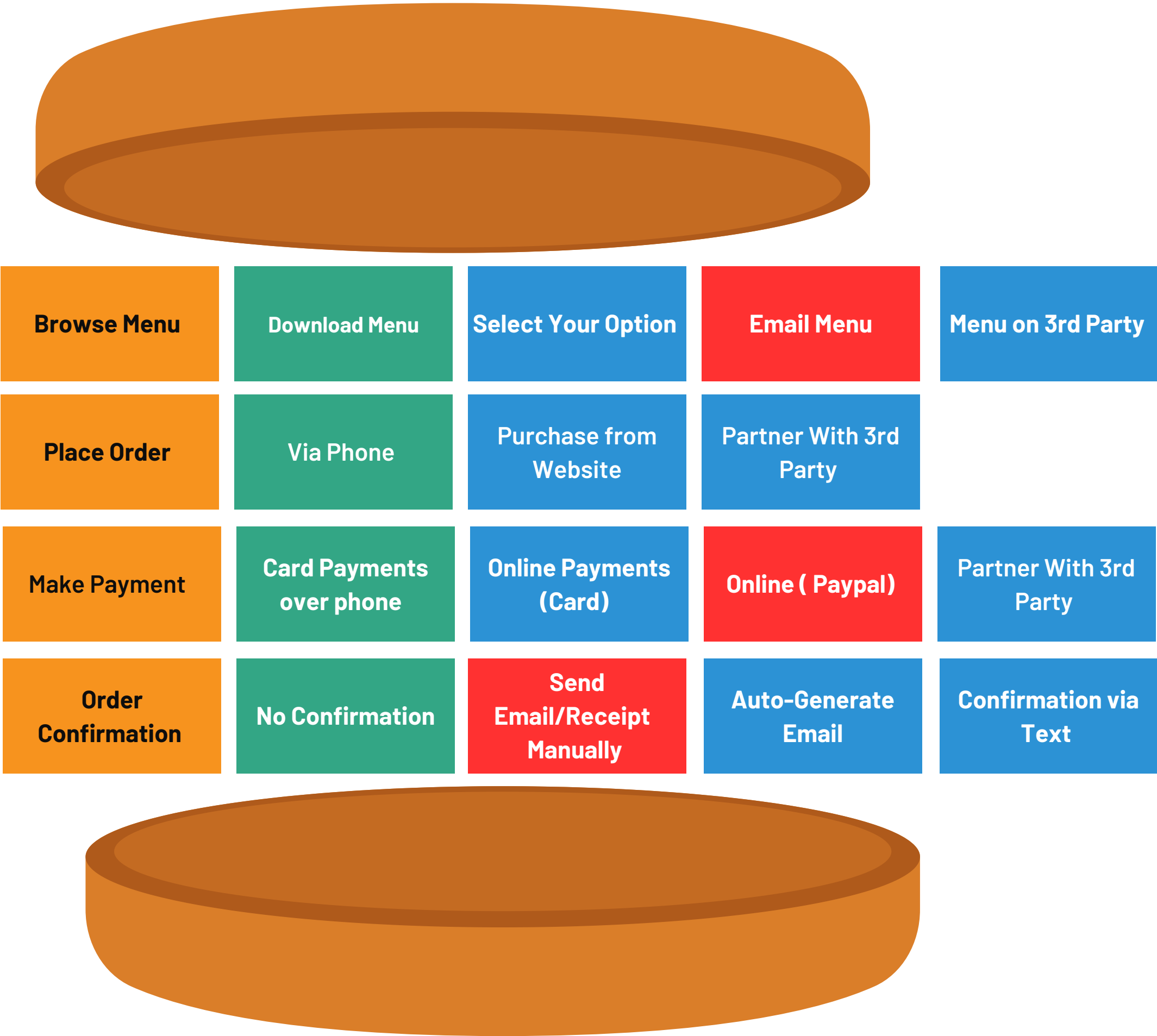
Capability: Assessments for E-Learning





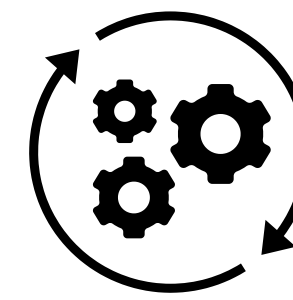
# User Story Burger

Food Takeaway





# Split By Operations



## Create

Create a new employee record in the HR system

01



03



## Update

Update the record of existing employee (s)

## Read

Read/View the employee records

02



04



## Delete

Archive the record of an employee

# Split By Scenarios/Use Cases



## CAPABILITY: USER LOGIN

**1.** Right User Name & Password

**2.** Forgot Username

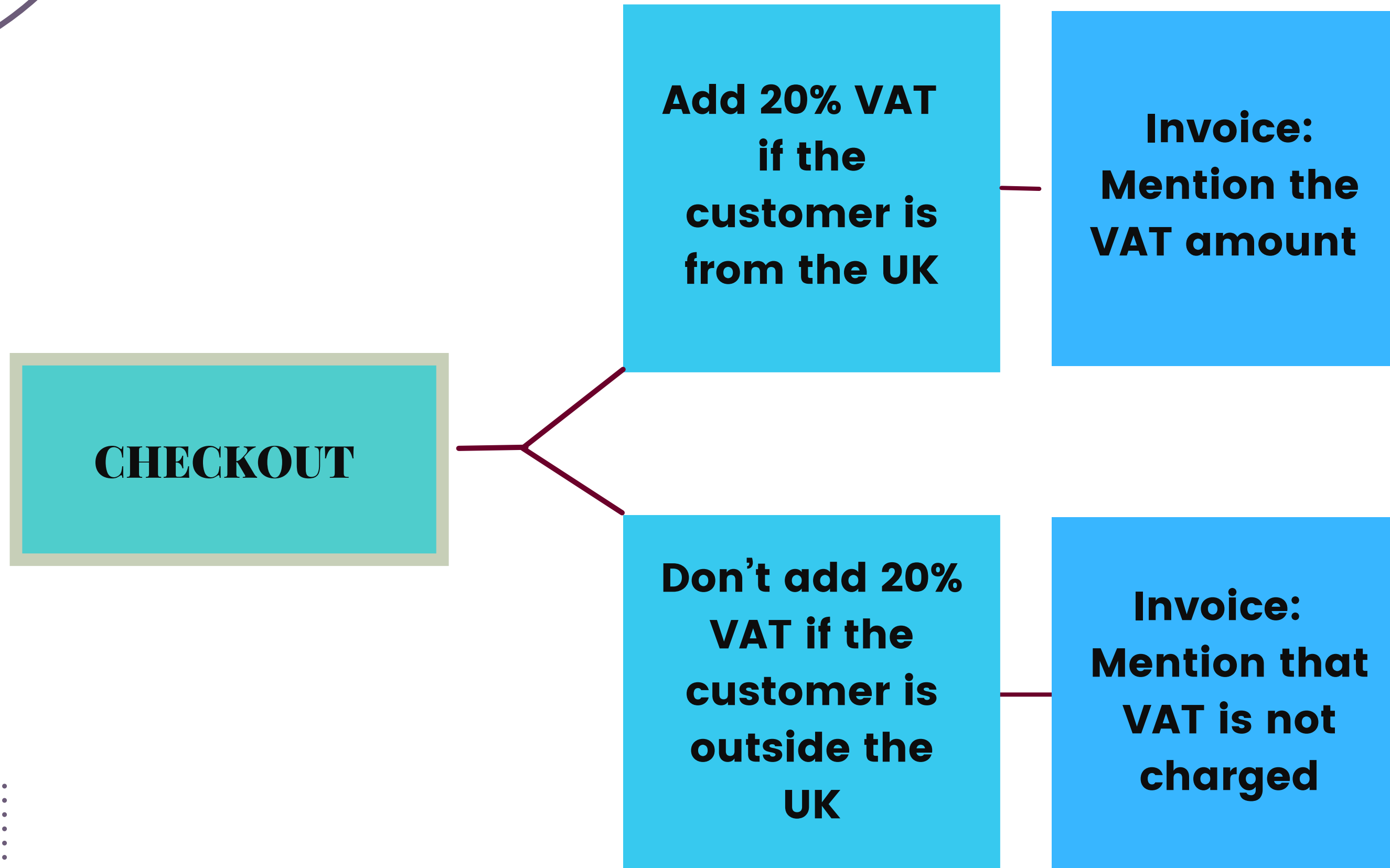

**3.** Forgot Password

**4.** incorrect credentials

**5.** More than 3 times incorrect credentials

**6.** Remember Me

# Split By Business Rules








Scrum.org™

*The Home of Scrum*

# Questions

# CONNECT WITH ME



**LAVANEESH GAUTAM**  
Professional Scrum Trainer




# Each role has a clear Learning Path




Product Owner



Developers



Scrum Master



Agile Leaders

### Product Owner Learning Path

★★★★★ 4.9 from 5 ratings

[Unwatch](#)

As described in the [Scrum Guide](#), a Scrum Product Owner is responsible for maximizing the value of the product resulting from the work of the Development Team. How this is done may vary widely across organizations, Scrum Teams, and individuals.

The learning path is organized by a set of [Professional Scrum Competencies](#) which each contain a number of focus areas. Resources are laid out in a prescribed order, however it is your journey, so follow in the best way that helps you learn.

▼ Understanding and Applying the Scrum Framework

Empiricism

Scrum Values

Scrum Roles

Scrum Events

Scrum Artifacts


Sprint Goal

Done

Scaling Scrum

► Managing Products with Agility


Understanding and Applying the Scrum Framework / Empiricism

 The Agile Manifesto

Created by 17 visionaries in 2001, the Agile Manifesto was developed to look at the core principles and values for Agile software development. [0:04:00]

★★★★★ 4.8 from 6 ratings


Completed

 Empiricism, the Act of Making Decisions Based on What Is

Ken Schwaber writes about commitment and Scrum as an empirical process. [0:03:30]

★★★★★ 4.8 from 7 ratings

Completed

 The Three Pillars of Empiricism (Scrum)

READ THE SCRUM GUIDE


VIEW THE SCRUM FRAMEWORK

THE SCRUM GLOSSARY

FIND TRAINING

GET CERTIFIED

<https://www.scrum.org/pathway/scrum-master><https://www.scrum.org/pathway/product-owner-learning-path><https://www.scrum.org/pathway/team-member-learning-path><https://www.scrum.org/pathway/agile-leader-learning-path>



Scrum.org

The Home of Scrum

©1993–2023 Scrum.org All Rights Reserved





**Forums**

Scrum.org



**Twitter**

@scrumdotorg



**LinkedIn**

LinkedIn.com/  
company/  
Scrum-org



**Facebook**

Facebook.com  
/Scrum.org



**RSS**

Scrum.org/RSS



Insights from the Scrum.org Community of experts



WEBCAST



**Scrum.org<sup>™</sup>**

*The Home of Scrum*

# Thank You