



## 2025 All American Quarter Horse Congress

Western Riding	Date	Arena	Pattern #
Junior Western Riding Level 3	October 14	Celeste Center	4
Senior Western Riding Level 1	October 14	Celeste Center	L1-4
Senior Western Riding Level 3	October 15	Celeste Center	4
Youth Western Riding 13 & Under Level 1	October 15	VS Code Red Coliseum	L1-1
Youth Western Riding 14-18 Level 1	October 15	VS Code Red Coliseum	L1-1
Junior Western Riding Level 1	October 16	VS Code Red Coliseum	L1-9
Youth Western Riding 13 & Under Level 3	October 17	VS Code Red Coliseum	1
Youth Western Riding 14-18 Level 3	October 18	Celeste Center	1
Amateur Select Western Riding Level 3	October 19	Celeste Center	3
Amateur Western Riding Level 1	October 19	Celeste Center	L1-4
Amateur Western Riding Level 3	October 21	Celeste Center	3



**Celeste Center    October 14, 2025**

## L3 Junior Western Riding

1. Walk at least 15 feet from start cone to the first marker, as drawn, transition to jog, jog over log.
2. Transition to the lope right lead
3. First line change
4. Second line change
5. Third line change
6. Fourth line change
7. First crossing change
8. Second crossing change
9. Third crossing change
10. Lope over log
11. Lope, stop & back

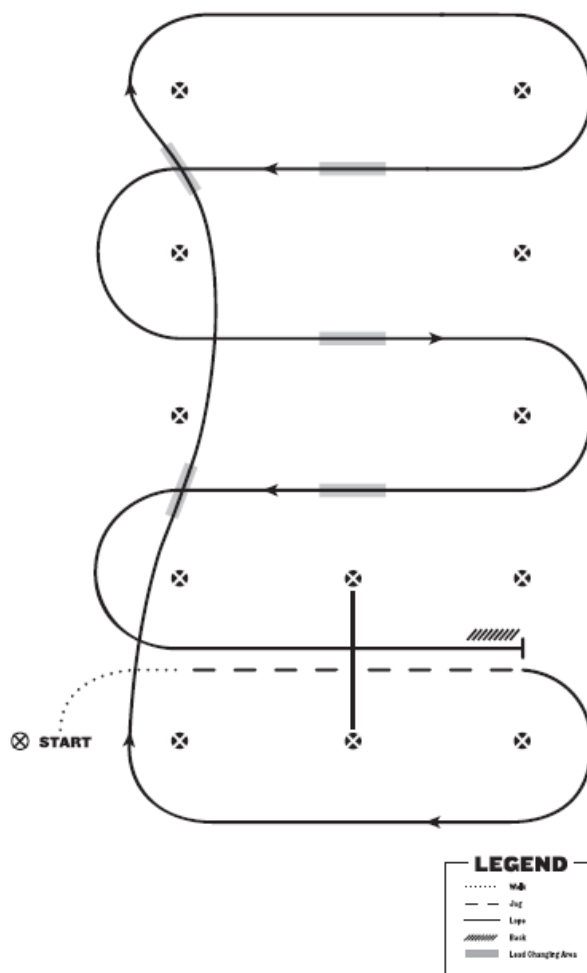


# 2025 All American Quarter Horse Congress

Celeste Center October 14, 2025

## L1 Senior Western Riding

### LEVEL 1 WESTERN RIDING PATTERN 4



1. Walk at least 15 feet from start cone to the first marker, as drawn, transition to jog, jog over log.
2. Transition to the lope right lead & lope around end
3. First line change
4. Second line change, lope around end of arena
5. First crossing change
6. Second crossing change
7. Third crossing change
8. Lope over log
9. Lope, stop & back



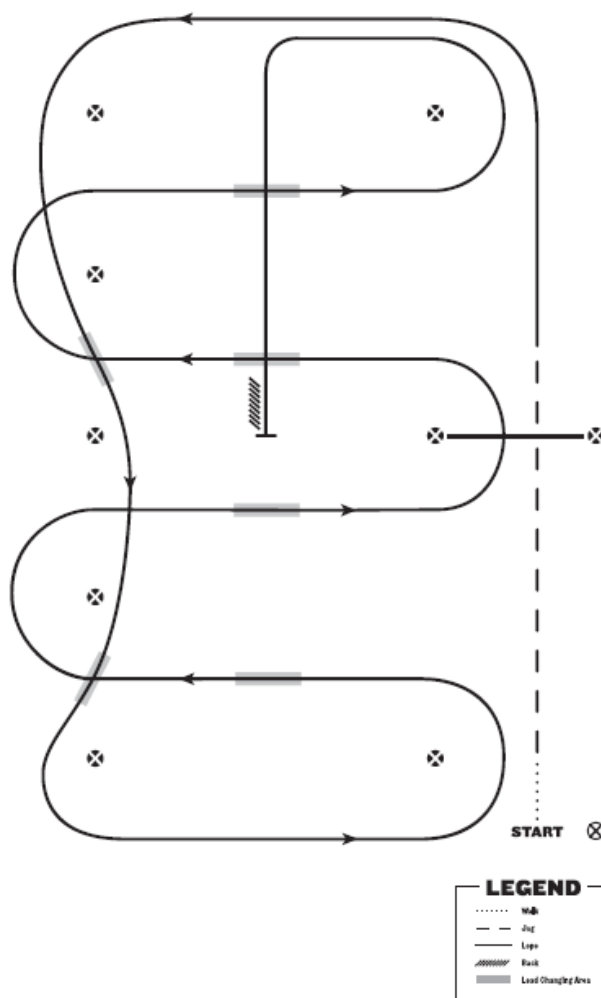


# 2025 All American Quarter Horse Congress

VS Code Red Coliseum October 15, 2025

## L1 Youth Western Riding 13 & under

### LEVEL 1 WESTERN RIDING PATTERN 1



1. Walk at least 15 feet from start cone to the first marker, transition to jog, jog over log.
2. Transition to the lope left lead & lope around end
3. First line change
4. Second line change lope around the end of arena
5. First crossing change
6. Second crossing change
7. Lope over log
8. Third crossing change
9. Fourth crossing change
10. Lope up the center, stop & back

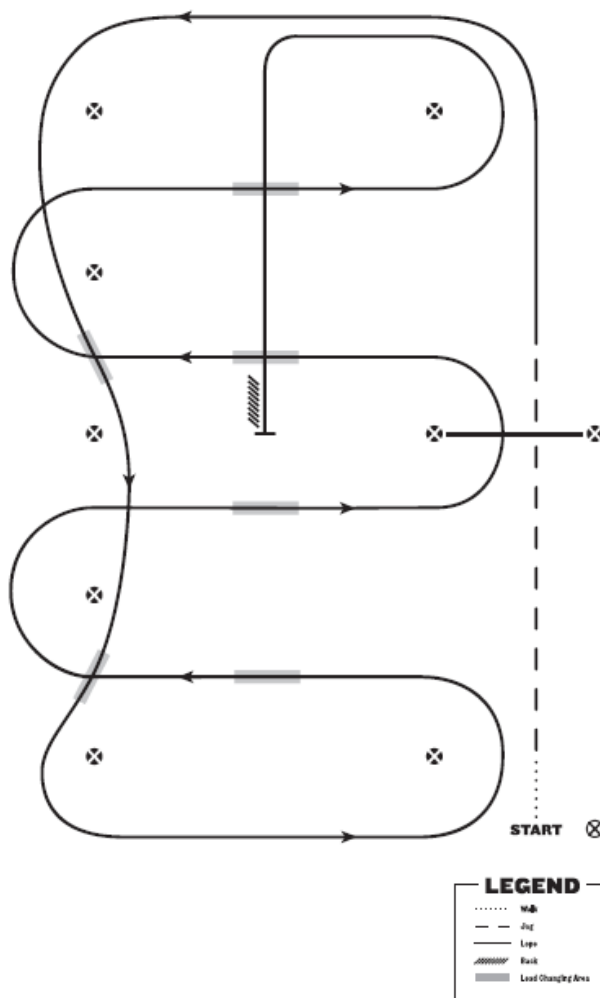


# 2025 All American Quarter Horse Congress

VS Code Red Coliseum October 15, 2025

## L1 Youth Western Riding 14 - 18

### LEVEL 1 WESTERN RIDING PATTERN 1



1. Walk at least 15 feet from start cone to the first marker, transition to jog, jog over log.
2. Transition to the lope left lead & lope around end
3. First line change
4. Second line change lope around the end of arena
5. First crossing change
6. Second crossing change
7. Lope over log
8. Third crossing change
9. Fourth crossing change
10. Lope up the center, stop & back

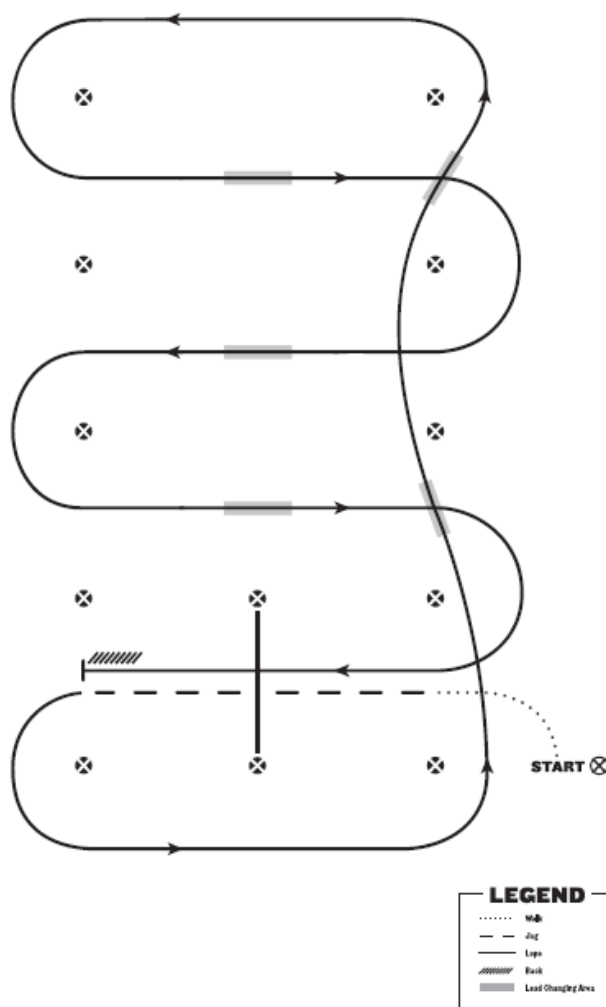


# 2025 All American Quarter Horse Congress

VS Code Red Coliseum October 16, 2025

## L1 Junior Western Riding

### LEVEL 1 WESTERN RIDING PATTERN 9



1. Walk at least 15 feet from start cone to the first marker, as drawn, transition to jog, jog over log.
2. Transition to the lope left lead & lope around end
3. First line change
4. Second line change, lope around the end of arena
5. First crossing change
6. Second crossing change
7. Third crossing change
8. Lope over log
9. Lope, stop & back



**VS Code Red Coliseum    October 17, 2025**

### L3 Youth Western Riding 13 & under

The diagram shows a complex maze with a start point (marked with a circle containing an 'X') on the right and a goal point (marked with a circle containing an 'X') on the left. The maze consists of several loops and paths. A dashed line indicates the start point. A solid line indicates the goal point. The maze is composed of black lines on a white background. There are several shaded gray areas along the paths, possibly representing obstacles or specific regions. The maze is designed to be solved by finding a path from the start to the goal.

**LEGEND**

- ..... Walk
- — — Jog
- Loop
- ..... Back
- Lead Changing Area

1. Walk at least 15 feet from start cone to the first marker, transition to jog, jog over log
2. Transition to the lope left lead & lope around end
3. First line change
4. Second line change
5. Third line change
6. Fourth line change lope around the end of arena
7. First crossing change
8. Second crossing change
9. Lope over log
10. Third crossing change
11. Fourth crossing change
12. Lope up the center, stop & back



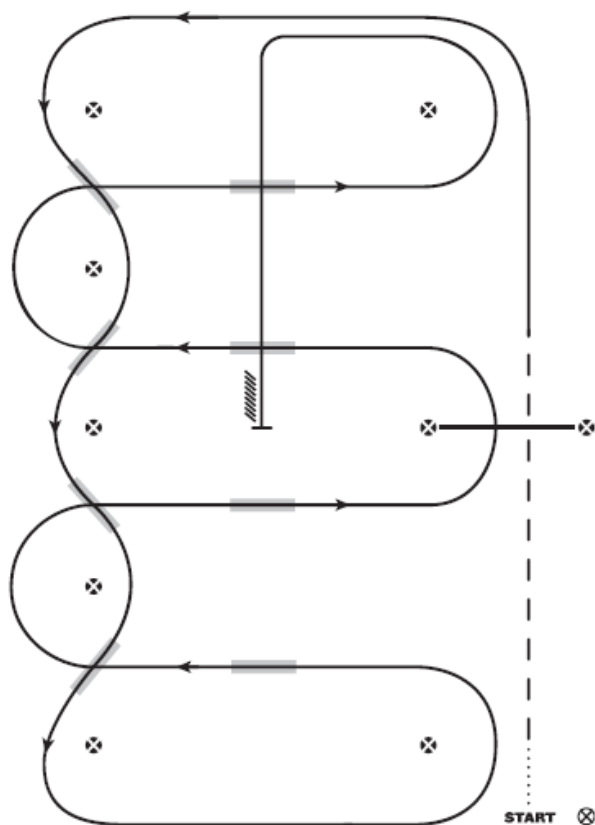


# 2025 All American Quarter Horse Congress

Celeste Center October 18, 2025

**L3 Youth Western Riding 14 - 18**

## WESTERN RIDING PATTERN 1



### LEGEND

.....	Walk
- - - -	Jog
— — — —	Lope
	Back
■	Lead Changing Area

1. Walk at least 15 feet from start cone to the first marker, transition to jog, jog over log
2. Transition to the lope left lead & lope around end
3. First line change
4. Second line change
5. Third line change
6. Fourth line change lope around the end of arena
7. First crossing change
8. Second crossing change
9. Lope over log
10. Third crossing change
11. Fourth crossing change
12. Lope up the center, stop & back

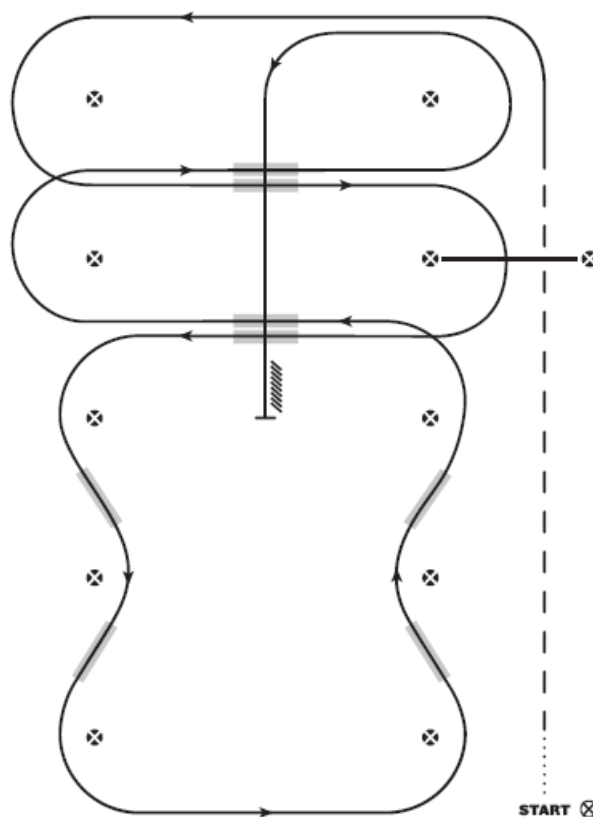


# 2025 All American Quarter Horse Congress

Celeste Center October 19, 2025

## L3 Amateur Select Western Riding

### WESTERN RIDING PATTERN 3



#### LEGEND

.....	Walk
---	Jog
---	Lope
~~~~~	Back
■	Lead Changing Area

1. Walk at least 15 feet from start cone to the first marker, transition to jog, jog over log.
2. Transition to the lope left lead
3. First crossing change
4. Lope over log
5. Second crossing change
6. First line change
7. Second line change
8. Third line change
9. Fourth line change
10. Third crossing change
11. Fourth crossing change
12. Lope up the center, stop & back

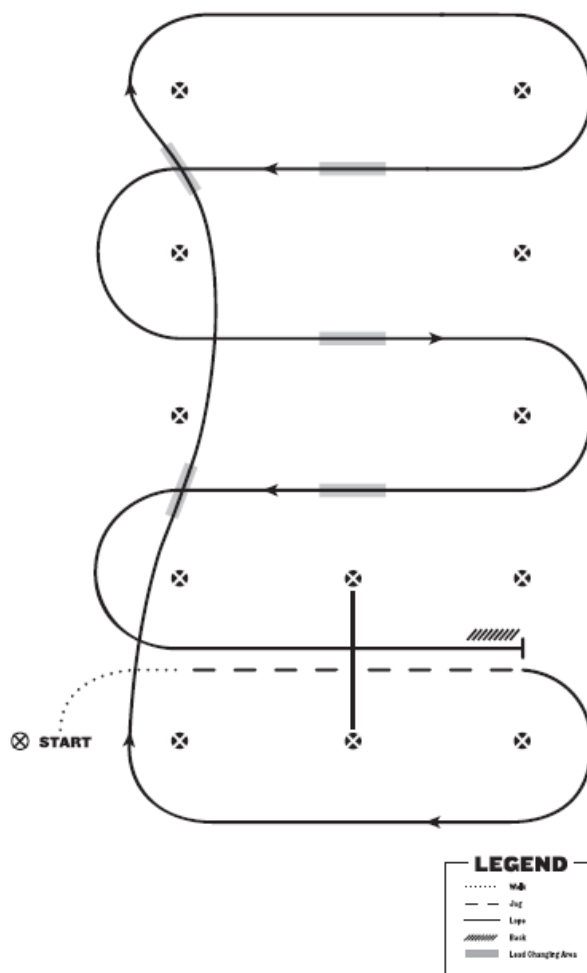


# 2025 All American Quarter Horse Congress

Celeste Center October 19, 2025

## L1 Amateur Western Riding

### LEVEL 1 WESTERN RIDING PATTERN 4



1. Walk at least 15 feet from start cone to the first marker, as drawn, transition to jog, jog over log.
2. Transition to the lope right lead & lope around end
3. First line change
4. Second line change, lope around end of arena
5. First crossing change
6. Second crossing change
7. Third crossing change
8. Lope over log
9. Lope, stop & back

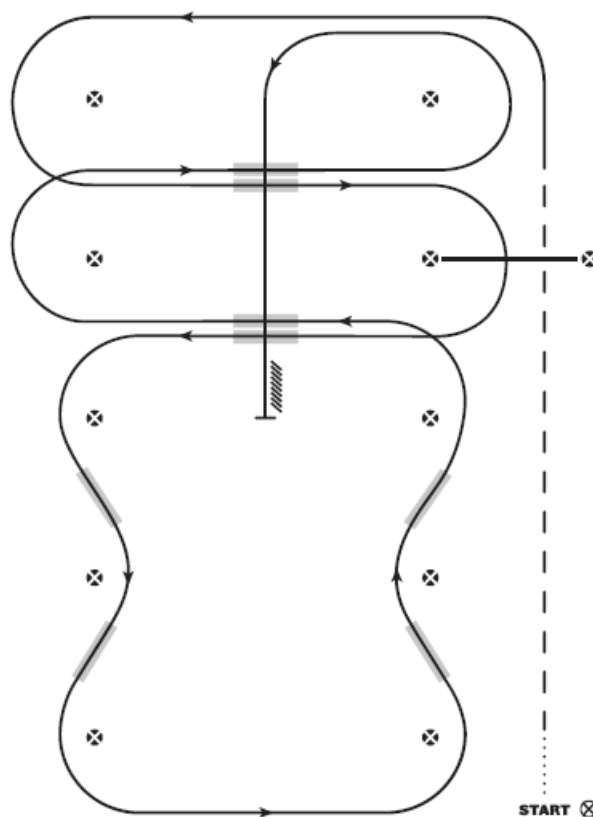


# 2025 All American Quarter Horse Congress

Celeste Center October 21, 2025

## L3 Amateur Western Riding

### WESTERN RIDING PATTERN 3



#### LEGEND

.....	Walk
----	Jog
————	Lope
	Back
■	Lead Changing Area

1. Walk at least 15 feet from start cone to the first marker, transition to jog, jog over log.
2. Transition to the lope left lead
3. First crossing change
4. Lope over log
5. Second crossing change
6. First line change
7. Second line change
8. Third line change
9. Fourth line change
10. Third crossing change
11. Fourth crossing change
12. Lope up the center, stop & back