



2025 All American Quarter Horse Congress

Ranch Riding	Date	Arena	Pattern #
Ranch Riding Senior	September 27	VS Code Red Coliseum	12
Ranch Riding Junior Level 1	September 27	VS Code Red Coliseum	2
Ranch Riding Amateur Level 1	September 28	VS Code Red Coliseum	1
Ranch Riding Amateur	September 28	VS Code Red Coliseum	7
Ranch Riding 4 & 5 Yr Old Stakes	September 28	VS Code Red Coliseum	12
Ranch Riding Junior	September 29	VS Code Red Coliseum	3
Ranch Riding Non-Pro Stakes	September 29	VS Code Red Coliseum	5
Ranch Riding Amateur Select	September 29	VS Code Red Coliseum	7
Ranch Riding 3 Yr Old Futurity	September 29	VS Code Red Coliseum	2
Ranch Riding Senior Level 1	September 30	VS Code Red Coliseum	3
Ranch Riding Select Amateur Level 1	September 30	VS Code Red Coliseum	1
Ranch Riding Open Stakes	September 30	VS Code Red Coliseum	9
Ranch Riding Youth 14 - 18	October 3	VS Code Red Coliseum	5
Ranch Riding Youth 13 & under	October 3	VS Code Red Coliseum	5
Ranch Riding Small Fry	October 3	VS Code Red Coliseum	10a
Ranch Riding NYATT	October 4	VS Code Red Coliseum	10
Ranch Riding Youth Level 1	October 4	VS Code Red Coliseum	1
Ranch Riding Versatility	October 25	Celeste Center	3

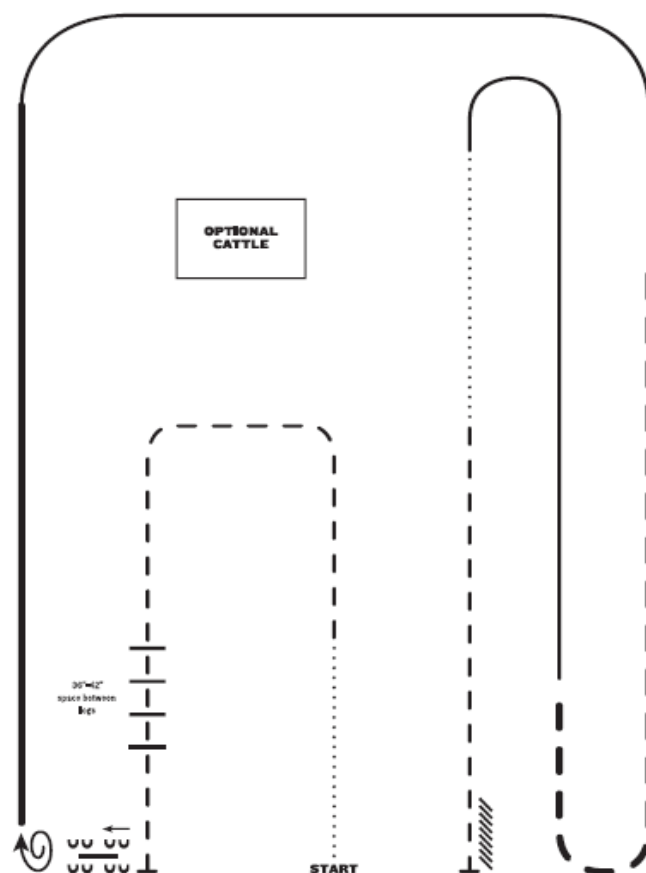


2025 All American Quarter Horse Congress

VS Code Red Coliseum September 27, 2025

Senior Ranch Riding

RANCH RIDING – PATTERN 12



LEGEND

.....	Walk
.....	Extended Walk
---	Trot
---	Extended Trot
---	Lope
---	Extended Lope
	Back
Λ	Lead Change

1. Walk
2. Trot
3. Trot over logs, stop
4. Side pass right over log
5. 1 1/2 turn right
6. Extended lope right lead
7. Lope right lead
8. Extended trot
9. Lope left lead
10. Walk
11. Trot
12. Stop and back

Note: The drawn description of this pattern is only intended for the general depiction of the pattern. Exhibitors should utilize the arena space to best exhibit their horses.

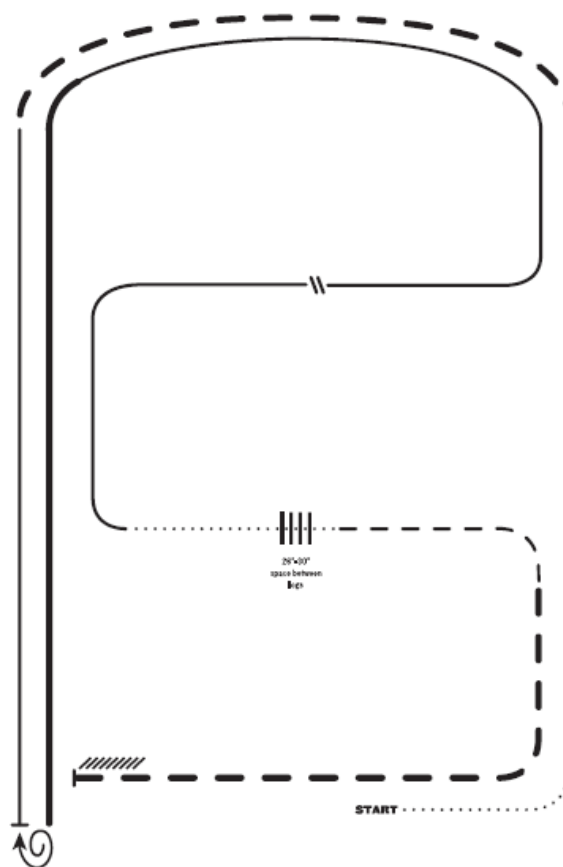


2025 All American Quarter Horse Congress

VS Code Red Coliseum September 27, 2025

Level 1 Junior Ranch Riding

RANCH RIDING - PATTERN 2



LEGEND

.....	Walk
.....	Extended Walk
---	Trot
---	Extended Trot
---	Lope
---	Extended Lope
	Back
\\	Lead Change

1. Walk
2. Trot
3. Extended trot
4. Lope left lead
5. Stop, 1 1/2 turn right
6. Extended lope
7. Collect lope right lead
8. Change leads (simple or flying), continue lope left lead
9. Walk
10. Walk over logs
11. Trot
12. Extended trot
13. Stop and back

Note: The drawn description of this pattern is only intended for the general depiction of the pattern. Exhibitors should utilize the arena space to best exhibit their horses.

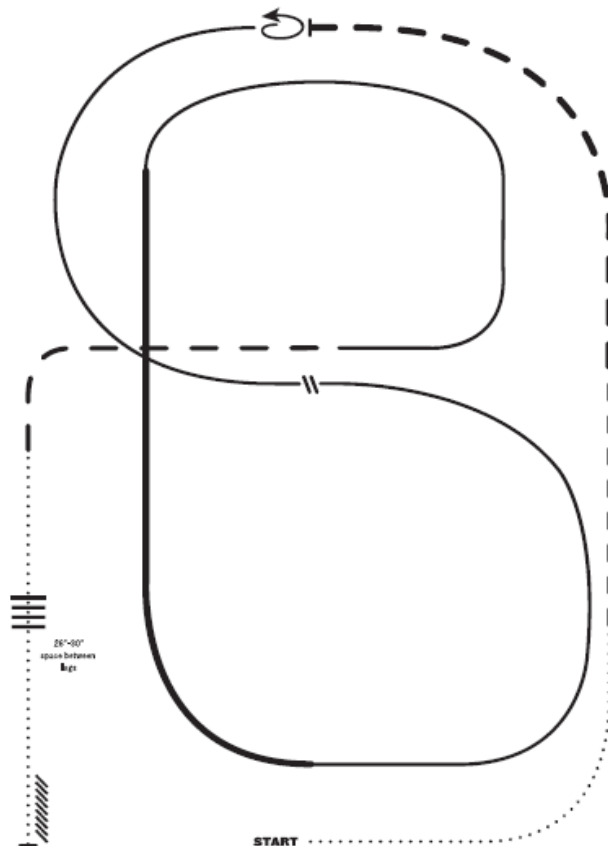


2025 All American Quarter Horse Congress

VS Code Red Coliseum September 28, 2025

Level 1 Amateur Ranch Riding

RANCH RIDING - PATTERN I



LEGEND

- Walk
- Extended Walk
- Trot
- Extended Trot
- Lope
- Extended Lope
- ||||| Back
- ||| Lead Change

Note: The drawn description of this pattern is only intended for the general depiction of the pattern. Exhibitors should utilize the arena space to best exhibit their horses.

1. Walk
2. Trot
3. Extend the trot, at the top of the arena, stop
4. 360° turn left
5. Left lead 1/2 circle, lope to the center
6. Change leads (simple or flying)
7. Right lead 1/2 circle
8. Extended lope up the long side of the arena (right lead)
9. Collect back to a lope around the top of the arena and back to center
10. Break down to an extended trot
11. Walk over logs
12. Stop and back

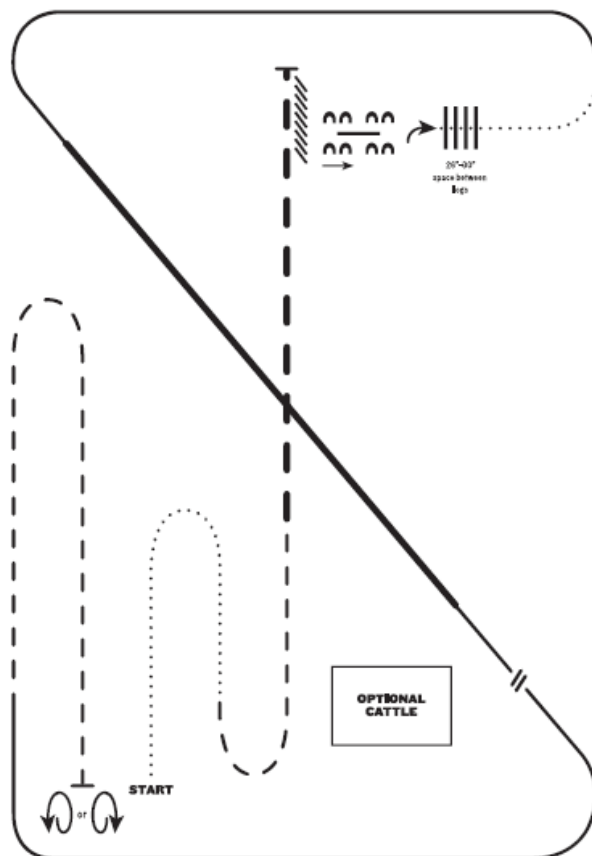


2025 All American Quarter Horse Congress

VS Code Red Coliseum September 28, 2025

Amateur Ranch Riding

RANCH RIDING - PATTERN 7



LEGEND	
.....	Walk
.....	Extended Walk
---	Trot
---	Extended Trot
---	Lope
---	Extended Lope
	Back
↺	Lead Change

1. Walk
2. Trot
3. Extended trot
4. Stop and back
5. Side pass right over log
6. 1/4 turn right, walk over logs
7. Walk
8. Lope left lead
9. Extended lope left lead
10. Collect lope, change leads (simple or flying)
11. Lope right lead
12. Trot
13. Stop, one 360° turn either direction

Note: The drawn description of this pattern is only intended for the general depiction of the pattern. Exhibitors should utilize the arena space to best exhibit their horses.

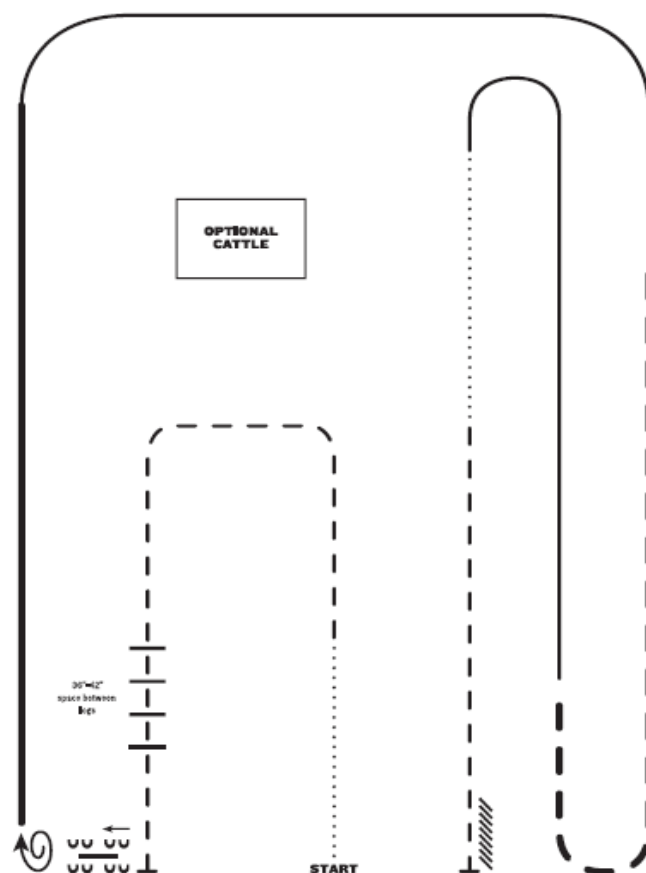


2025 All American Quarter Horse Congress

VS Code Red Coliseum September 28, 2025

4 & 5 Year Old Ranch Riding Stakes

RANCH RIDING – PATTERN 12



LEGEND

.....	Walk
.....	Extended Walk
---	Trot
---	Extended Trot
---	Lope
---	Extended Lope
	Back
Λ	Lead Change

1. Walk
2. Trot
3. Trot over logs, stop
4. Side pass right over log
5. 1 1/2 turn right
6. Extended lope right lead
7. Lope right lead
8. Extended trot
9. Lope left lead
10. Walk
11. Trot
12. Stop and back

Note: The drawn description of this pattern is only intended for the general depiction of the pattern. Exhibitors should utilize the arena space to best exhibit their horses.

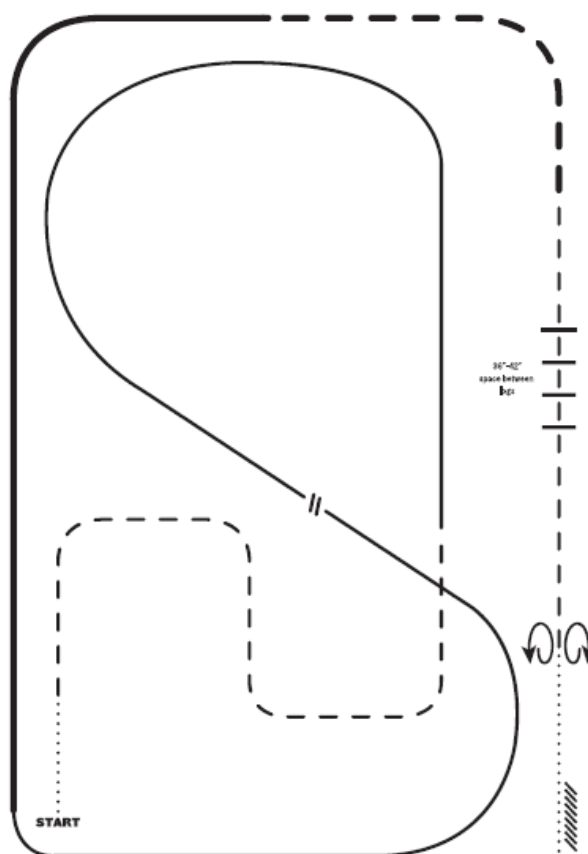


2025 All American Quarter Horse Congress

VS Code Red Coliseum September 29, 2025

Junior Ranch Riding

RANCH RIDING - PATTERN 3



LEGEND

.....	Walk
-----	Extended Walk
----	Trot
----	Extended Trot
----	Lope
----	Extended Lope
	Back
\\	Lead Change

Note: The drawn description of this pattern is only intended for the general depiction of the pattern. Exhibitors should utilize the arena space to best exhibit their horses.

1. Walk
2. Trot serpentine
3. Lope left lead around the end of the arena and then diagonally across the arena
4. Change leads (simple or flying)
5. Lope right lead around end of the arena
6. Extend lope on the straight away and around corner to the center of the arena
7. Extend trot around corner of the arena
8. Collect to a trot
9. Trot over logs
10. Stop, 360° turn each direction (either direction 1st) (L-R or R-L)
11. Walk, stop and back



VS Code Red Coliseum September 29, 2025

Non-Pro Ranch Riding Stakes

The diagram shows a cattle pen layout. A solid line forms a large loop with a break in the middle. A dashed line forms a smaller loop at the bottom left. A vertical dotted line runs through the center, and a horizontal dotted line runs across the bottom. A legend box in the bottom left corner contains the text "LEGEND" and a symbol consisting of three horizontal lines with the text "20'-40' space between legs" next to it. The word "START" is written at the bottom center.

1. Walk
2. Walk over logs
3. Trot
4. Lope right lead
5. Extended trot
6. Trot
7. Lope left lead
8. Change leads (simple or flying)
9. Extended lope right lead
10. Collect lope
11. Trot
12. Walk
13. Stop and back
14. 360° turn each direction (either direction 1st) (L=R or R=L)

Note: The drawn description of this pattern is only intended for the general depiction of the pattern. Exhibitors should utilize the arena space to best exhibit their horses.

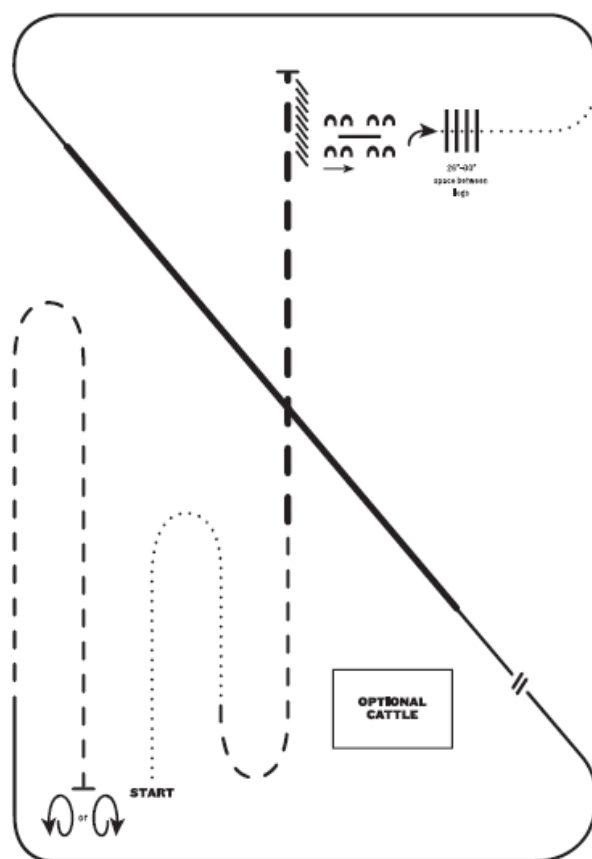


2025 All American Quarter Horse Congress

VS Code Red Coliseum September 29, 2025

Amateur Select Ranch Riding

RANCH RIDING - PATTERN 7



LEGEND	
.....	Walk
.....	Extended Walk
---	Trot
---	Extended Trot
---	Lope
---	Extended Lope
~~~~~	Back
Λ	Lead Change

1. Walk
2. Trot
3. Extended trot
4. Stop and back
5. Side pass right over log
6. 1/4 turn right, walk over logs
7. Walk
8. Lope left lead
9. Extended lope left lead
10. Collect lope, change leads (simple or flying)
11. Lope right lead
12. Trot
13. Stop, one 360° turn either direction

*Note: The drawn description of this pattern is only intended for the general depiction of the pattern. Exhibitors should utilize the arena space to best exhibit their horses.*

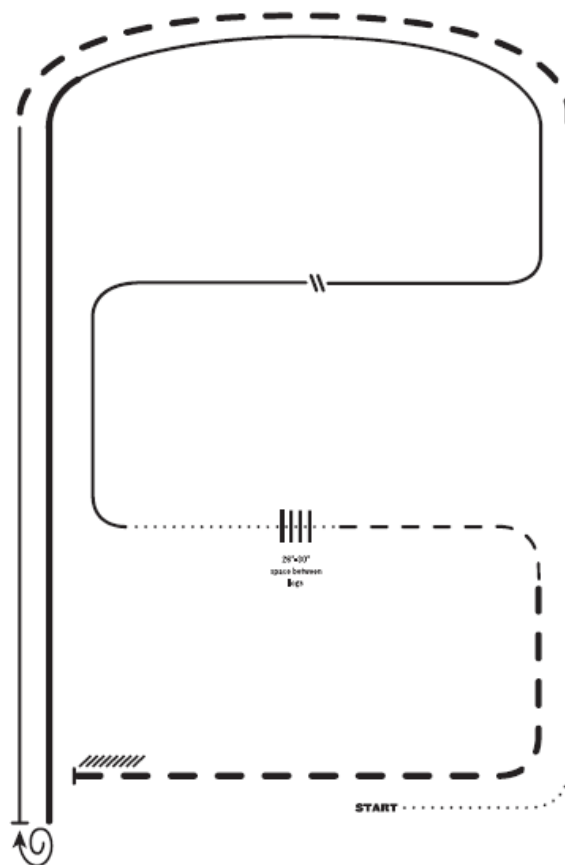


# 2025 All American Quarter Horse Congress

VS Code Red Coliseum September 29, 2025

## 3 Year Old Ranch Riding Futurity

### RANCH RIDING - PATTERN 2



#### LEGEND

.....	Walk
.....	Extended Walk
---	Trot
---	Extended Trot
---	Lope
---	Extended Lope
	Back
\\	Load Change

1. Walk
2. Trot
3. Extended trot
4. Lope left lead
5. Stop, 1 1/2 turn right
6. Extended lope
7. Collect lope right lead
8. Change leads (simple or flying), continue lope left lead
9. Walk
10. Walk over logs
11. Trot
12. Extended trot
13. Stop and back

*Note: The drawn description of this pattern is only intended for the general depiction of the pattern. Exhibitors should utilize the arena space to best exhibit their horses.*

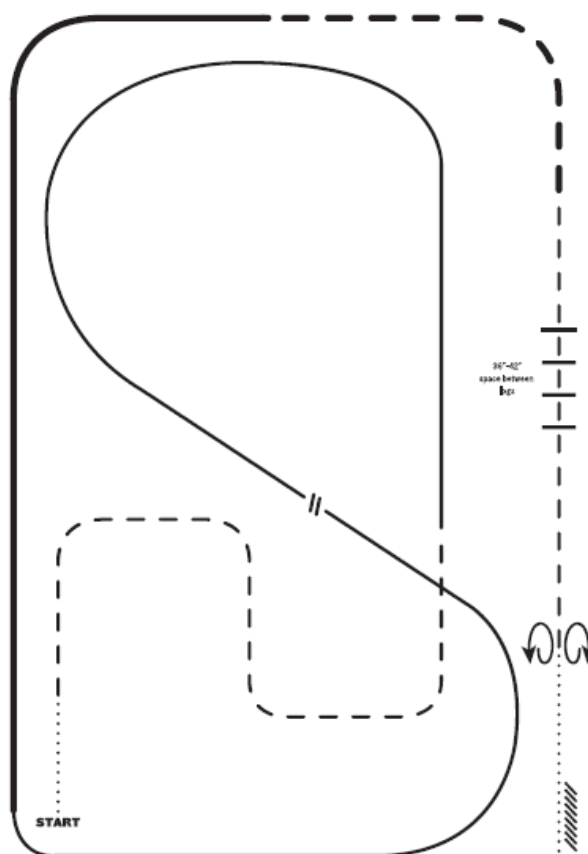


# 2025 All American Quarter Horse Congress

VS Code Red Coliseum September 30, 2025

## Level 1 Senior Ranch Riding

### RANCH RIDING - PATTERN 3



#### LEGEND

.....	Walk
- - - - -	Extended Walk
- - - - -	Trot
- - - - -	Extended Trot
- - - - -	Lope
- - - - -	Extended Lope
	Back
//	Lead Change

*Note: The drawn description of this pattern is only intended for the general depiction of the pattern. Exhibitors should utilize the arena space to best exhibit their horses.*

1. Walk
2. Trot serpentine
3. Lope left lead around the end of the arena and then diagonally across the arena
4. Change leads (simple or flying)
5. Lope right lead around end of the arena
6. Extend lope on the straight away and around corner to the center of the arena
7. Extend trot around corner of the arena
8. Collect to a trot
9. Trot over logs
10. Stop, 360° turn each direction (either direction 1st) (L-R or R-L)
11. Walk, stop and back

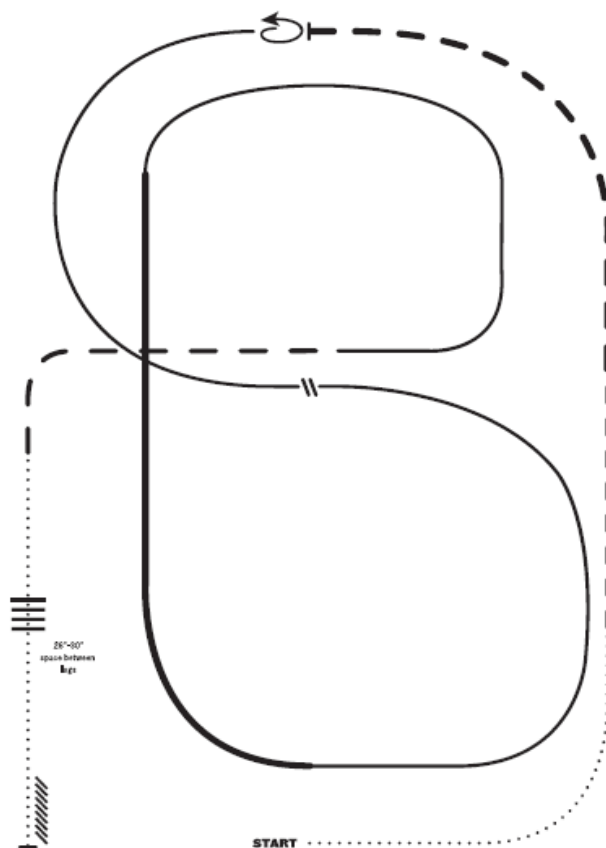


# 2025 All American Quarter Horse Congress

VS Code Red Coliseum September 30, 2025

## Level 1 Amateur Select Ranch Riding

### RANCH RIDING - PATTERN I



#### LEGEND

.....	Walk
.....	Extended Walk
-----	Trot
-----	Extended Trot
=====	Lope
=====	Extended Lope
	Log
W	Lead Change

*Note: The drawn description of this pattern is only intended for the general depiction of the pattern. Exhibitors should utilize the arena space to best exhibit their horses.*

1. Walk
2. Trot
3. Extend the trot, at the top of the arena, stop
4. 360° turn left
5. Left lead 1/2 circle, lope to the center
6. Change leads (simple or flying)
7. Right lead 1/2 circle
8. Extended lope up the long side of the arena (right lead)
9. Collect back to a lope around the top of the arena and back to center
10. Break down to an extended trot
11. Walk over logs
12. Stop and back

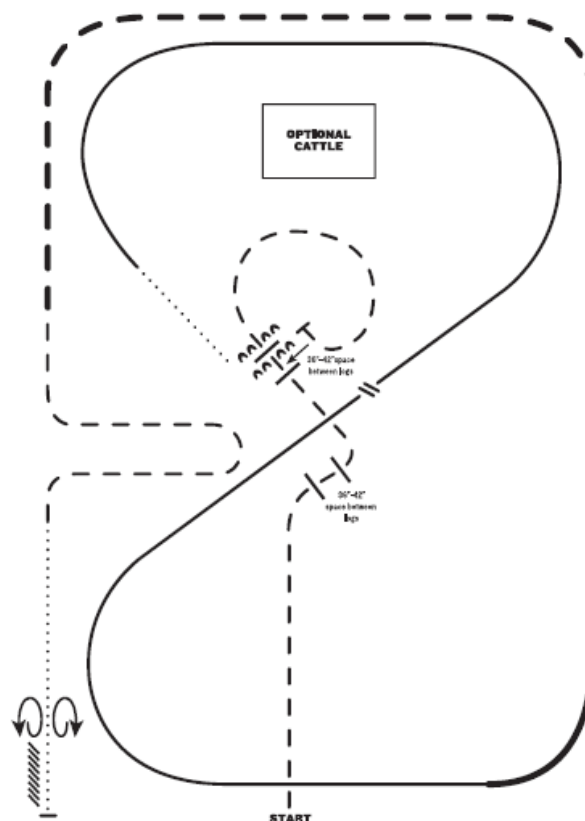


# 2025 All American Quarter Horse Congress

VS Code Red Coliseum September 30, 2025

## Open Ranch Riding Stakes

### RANCH RIDING - PATTERN 9



#### LEGEND

- Walk
- Extended Walk
- Trot
- Extended Trot
- Lope
- Extended Lope
- Back
- Lead Change

1. Trot
2. Trot over two sets of logs
3. Trot circle, stop and side pass left over log
4. Walk
5. Lope right lead
6. Change leads (simple or flying)
7. Lope left lead
8. Extended lope left lead
9. Extended trot
10. Trot
11. Walk
12. Stop and back
13. 360° turn each direction (either direction 1st) (L-R or R-L)

*Note: The drawn description of this pattern is only intended for the general depiction of the pattern. Exhibitors should utilize the arena space to best exhibit their horses.*



**VS Code Red Coliseum    October 3, 2025**

## Youth Ranch Riding 14 - 18

The diagram shows a cattle pen layout. A solid line forms a large loop on the right and a smaller loop on the left. A dashed line forms a large loop on the left and a smaller loop on the right. A vertical dashed line runs through the center, and a horizontal dashed line runs across the bottom. A legend box in the bottom left corner contains the following items:

- OPTIONAL CATTLE** (indicated by a dashed line)
- 25'x30"** space between logs (indicated by three horizontal lines)
- START** (indicated by a curved arrow)

1. Walk
2. Walk over logs
3. Trot
4. Lope right lead
5. Extended trot
6. Trot
7. Lope left lead
8. Change leads (simple or flying)
9. Extended lope right lead
10. Collect lope
11. Trot
12. Walk
13. Stop and back
14. 360° turn each direction (either

*Note: The drawn description of this pattern is only intended for the general depiction of the pattern. Exhibitors should utilize the arena space to best exhibit their horses.*



**VS Code Red Coliseum    October 3, 2025**

## Youth Ranch Riding 13 & under

The diagram shows a cattle pen layout. A solid line forms a large loop on the right and a smaller loop on the left. A dashed line forms a large loop on the left and a smaller loop on the right. A vertical dashed line runs through the center, and a horizontal dashed line runs across the bottom. A box labeled "OPTIONAL CATTLE" is on the left. A legend at the bottom left shows a hatched area with a curved arrow and the text "25'x30' space between logs". A "START" label is at the bottom center.

1. Walk
2. Walk over logs
3. Trot
4. Lope right lead
5. Extended trot
6. Trot
7. Lope left lead
8. Change leads (simple or flying)
9. Extended lope right lead
10. Collect lope
11. Trot
12. Walk
13. Stop and back
14. 360° turn each direction (either

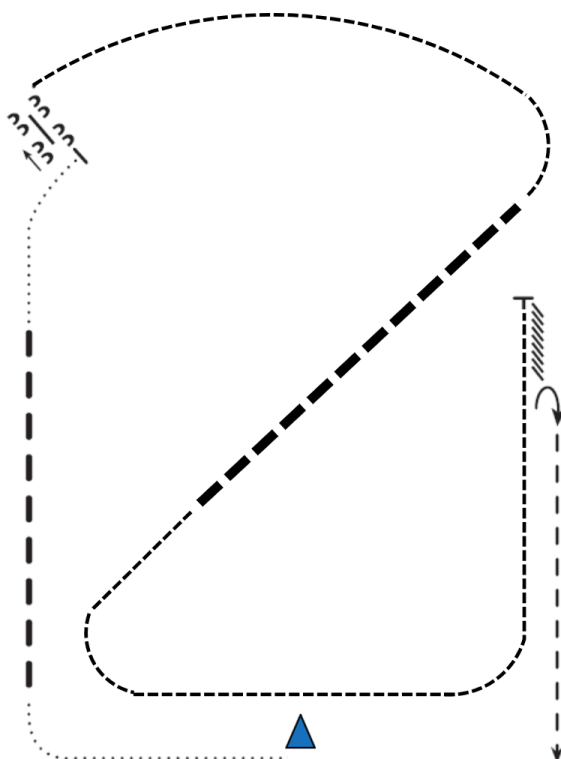
*Note: The drawn description of this pattern is only intended for the general depiction of the pattern. Exhibitors should utilize the arena space to best exhibit their horses.*



# 2025 All American Quarter Horse Congress

VS Code Red Coliseum October 3, 2025

## Ranch Riding Small Fry



Be ready before the marker.

1. Walk.
2. Extended trot.
3. Walk.
4. Stop, side pass left over log.
5. Trot around the corner to the right.
6. Extended trot.
7. Trot
8. Stop and back
9. Perform a 180 degree turn to the right.
10. Trot.

Pattern is complete. Exit at the jog.

Please keep in mind that the visual representation of this pattern is solely meant for a general depiction. Exhibitors are encouraged to make the most of the arena space to effectively showcase their horse.

Walk	.....
Jog	-----
Extended Jog	-----
Lope	-----
Lope w/speed	-----
Back	-----
Marker	▲
Lead Change	↔
Judge	①



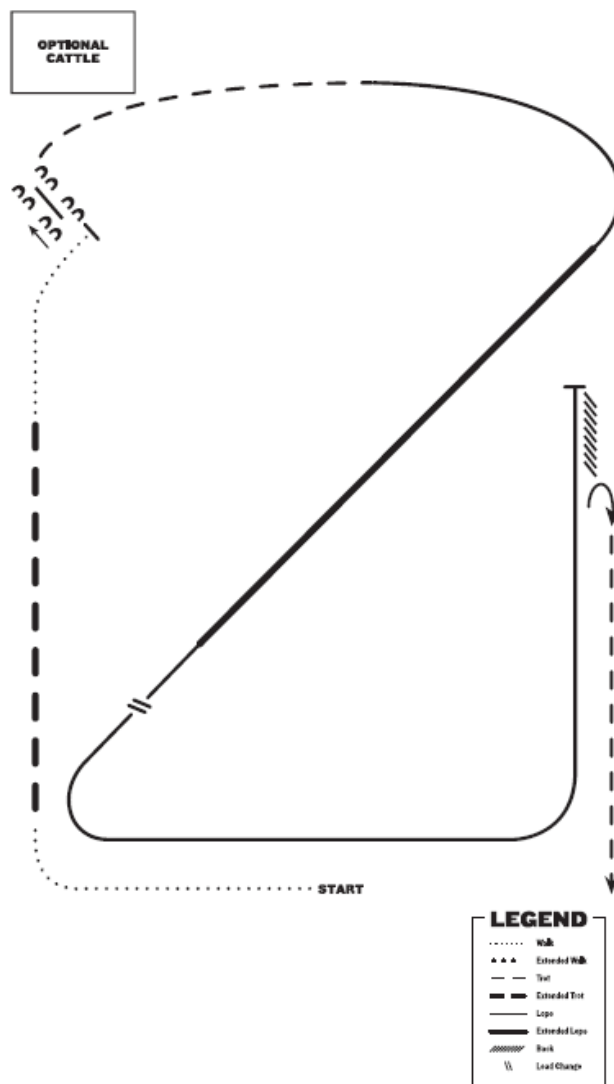


# 2025 All American Quarter Horse Congress

VS Code Red Coliseum October 4, 2025

## Ranch Riding Nyatt

### RANCH RIDING - PATTERN 10



1. Walk
2. Extended trot
3. Walk
4. Stop, side pass left over log
5. Trot
6. Lope right lead
7. Extended lope right lead
8. Collect lope and change leads (simple or flying)
9. Lope left lead
10. Stop and back
11. 1/2 turn right
12. Trot

*Note: The drawn description of this pattern is only intended for the general depiction of the pattern. Exhibitors should utilize the arena space to best exhibit their horses.*

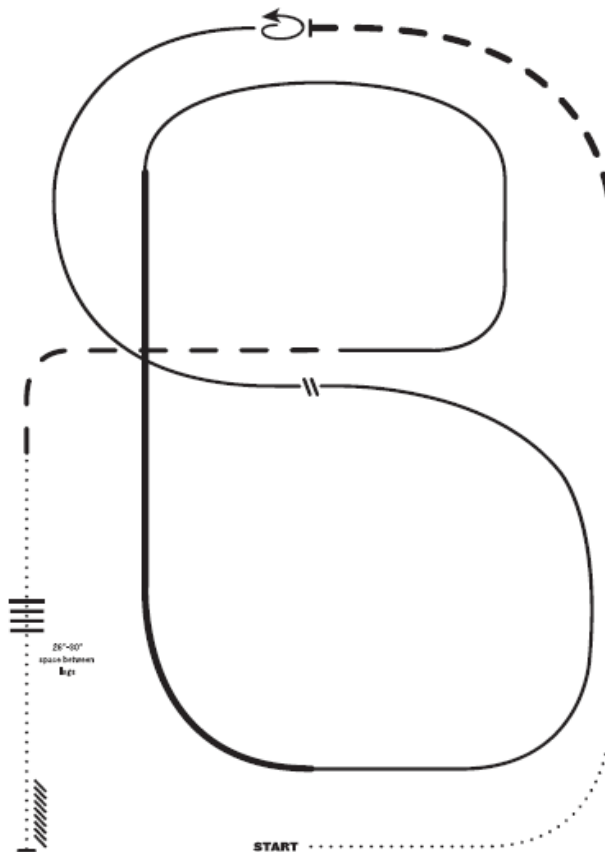


# 2025 All American Quarter Horse Congress

VS Code Red Coliseum October 4, 2025

## Level 1 Youth Ranch Riding

### RANCH RIDING - PATTERN I



#### LEGEND

- ..... Walk
- Extended Walk
- - - Trot
- - - Extended Trot
- Lope
- Extended Lope
- Back
- Lead Change

*Note: The drawn description of this pattern is only intended for the general depiction of the pattern. Exhibitors should utilize the arena space to best exhibit their horses.*

1. Walk
2. Trot
3. Extend the trot, at the top of the arena, stop
4. 360° turn left
5. Left lead 1/2 circle, lope to the center
6. Change leads (simple or flying)
7. Right lead 1/2 circle
8. Extended lope up the long side of the arena (right lead)
9. Collect back to a lope around the top of the arena and back to center
10. Break down to an extended trot
11. Walk over logs
12. Stop and back

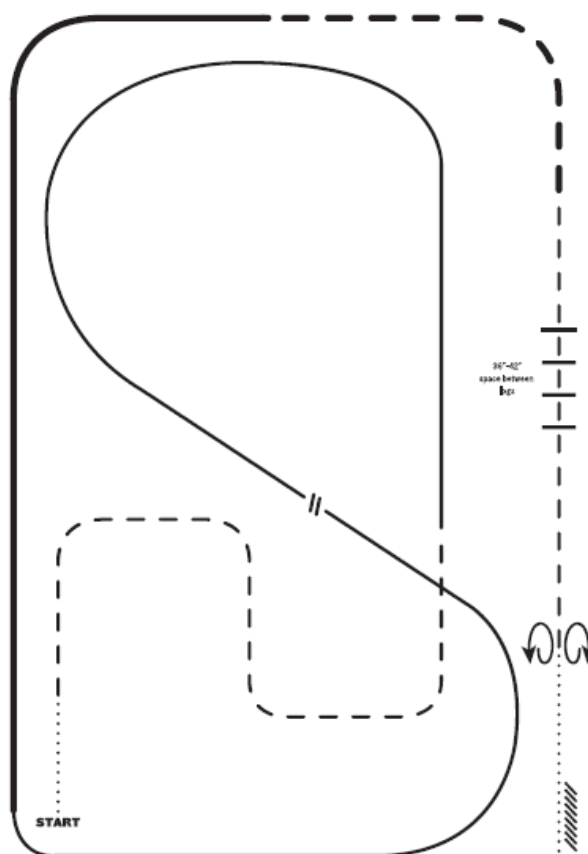


# 2025 All American Quarter Horse Congress

Celeste Center October 25, 2025

## Versatility Ranch Riding

### RANCH RIDING - PATTERN 3



#### LEGEND

.....	Walk
- - - - -	Extended Trot
- - - - -	Trot
- - - - -	Extended Trot
- - - - -	Lope
- - - - -	Extended Lope
	Back
\\	Lead Change

*Note: The drawn description of this pattern is only intended for the general depiction of the pattern. Exhibitors should utilize the arena space to best exhibit their horses.*

1. Walk
2. Trot serpentine
3. Lope left lead around the end of the arena and then diagonally across the arena
4. Change leads (simple or flying)
5. Lope right lead around end of the arena
6. Extend lope on the straight away and around corner to the center of the arena
7. Extend trot around corner of the arena
8. Collect to a trot
9. Trot over logs
10. Stop, 360° turn each direction (either direction 1st) (L-R or R-L)
11. Walk, stop and back