

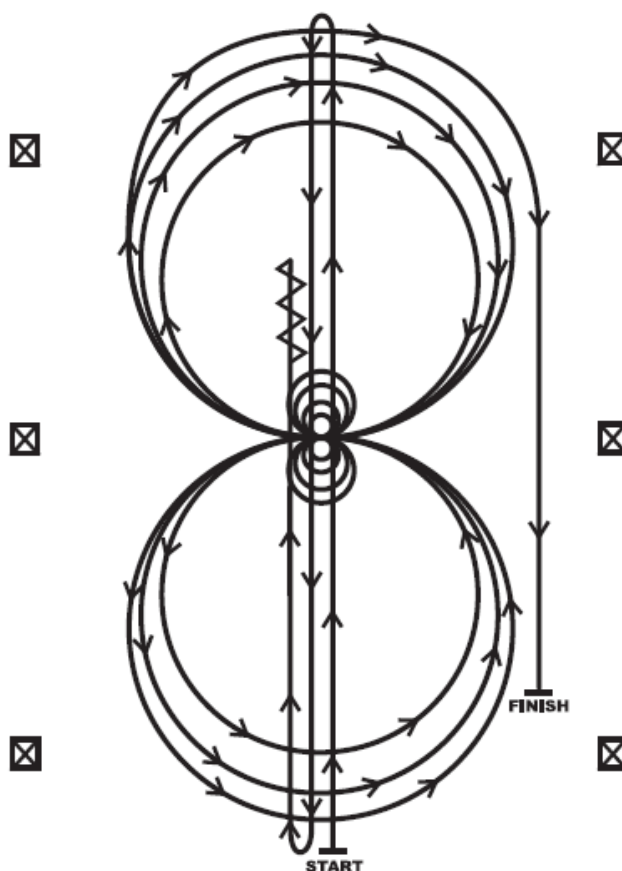


# 2025 All American Quarter Horse Congress

Celeste Center October 4, 2025

## Reining Nyatt

### REINING PATTERN 7



1. Run at speed to the far end of the arena past the end marker and do a left rollback—no hesitation.
2. Run to the opposite end of the arena past the end marker and do a right rollback—no hesitation.
3. Run past the center marker and do a sliding stop. Back up to the center of the arena or at least ten feet (three meters). Hesitate.
4. Complete four spins to the right. Hesitate.
5. Complete four and one-quarter spins to the left so that horse is facing left wall or fence. Hesitate.
6. Beginning on the right lead, complete three circles to the right: the first two circles large fast; the third circle small and slow. Change leads at the center of the arena.
7. Complete three circles to the left: the first two circles large fast; the third circle small and slow. Change leads at the center of the arena.
8. Begin a large circle to the right but do not close this circle. Run straight down the right side of the arena past the center marker and do a sliding stop at least twenty feet (six meters) from the wall or fence. Hesitate to demonstrate completion of the pattern.

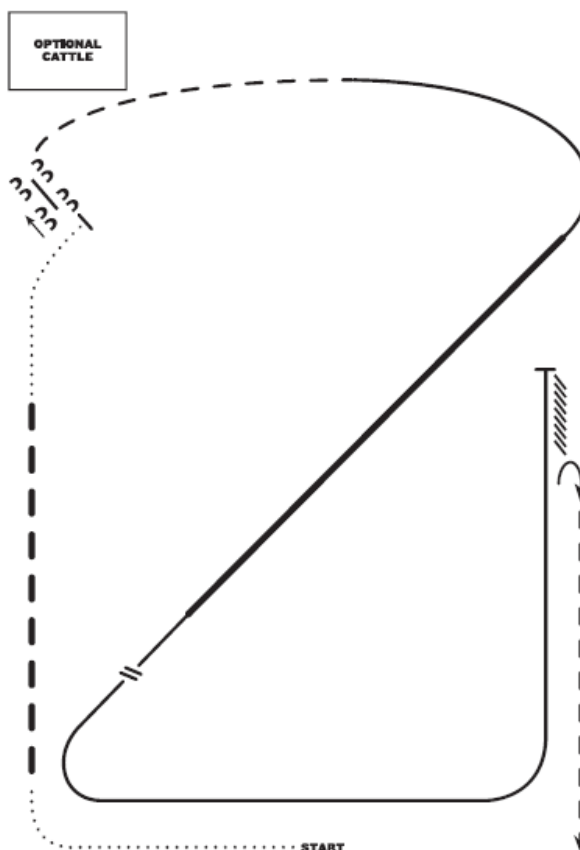


# 2025 All American Quarter Horse Congress

VS Code Red Coliseum October 4, 2025

## Ranch Riding Nyatt

### RANCH RIDING - PATTERN 10



LEGEND	
.....	Walk
.....	Extended Walk
---	Trot
---	Extended Trot
---	Lope
---	Extended Lope
.....	Back
V	Lead Change

1. Walk
2. Extended trot
3. Walk
4. Stop, side pass left over log
5. Trot
6. Lope right lead
7. Extended lope right lead
8. Collect lope and change leads (simple or flying)
9. Lope left lead
10. Stop and back
11. 1/2 turn right
12. Trot

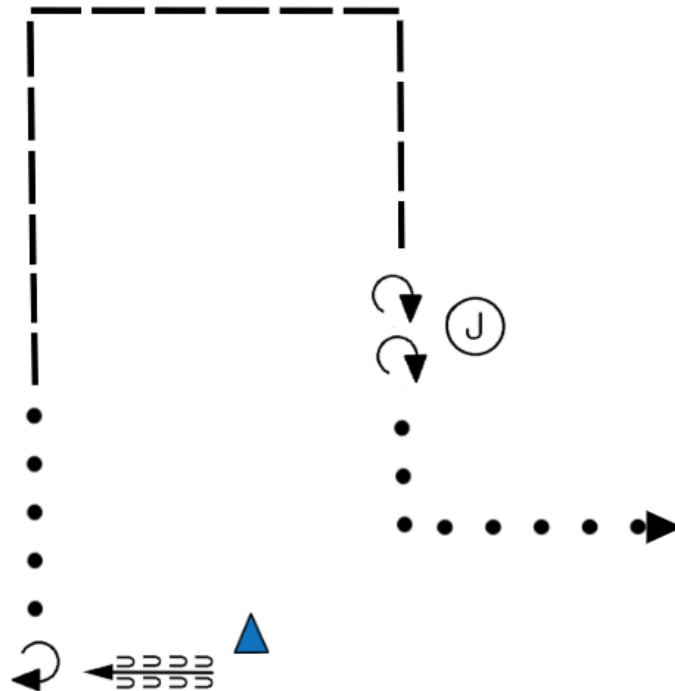
*Note: The drawn description of this pattern is only intended for the general depiction of the pattern. Exhibitors should utilize the arena space to best exhibit their horses.*



# 2025 All American Quarter Horse Congress

Cooper Arena October 19, 2025

## Showmanship Nyatt



Be ready at the marker.

1. Back two horse lengths.
2. Perform 270 degree turn.
3. Walk two horse lengths.
4. Trot two corners.
5. Stop with hip even with the judge.
6. Perform a 270 degree turn.
7. Set up.
8. Inspection.
9. Perform a 90 degree turn.
10. Walk thru corner.

Pattern is complete.

Please keep in mind that the visual representation of this pattern is solely meant for a general depiction. Exhibitors are encouraged to make the most of the arena space to effectively showcase their horse.

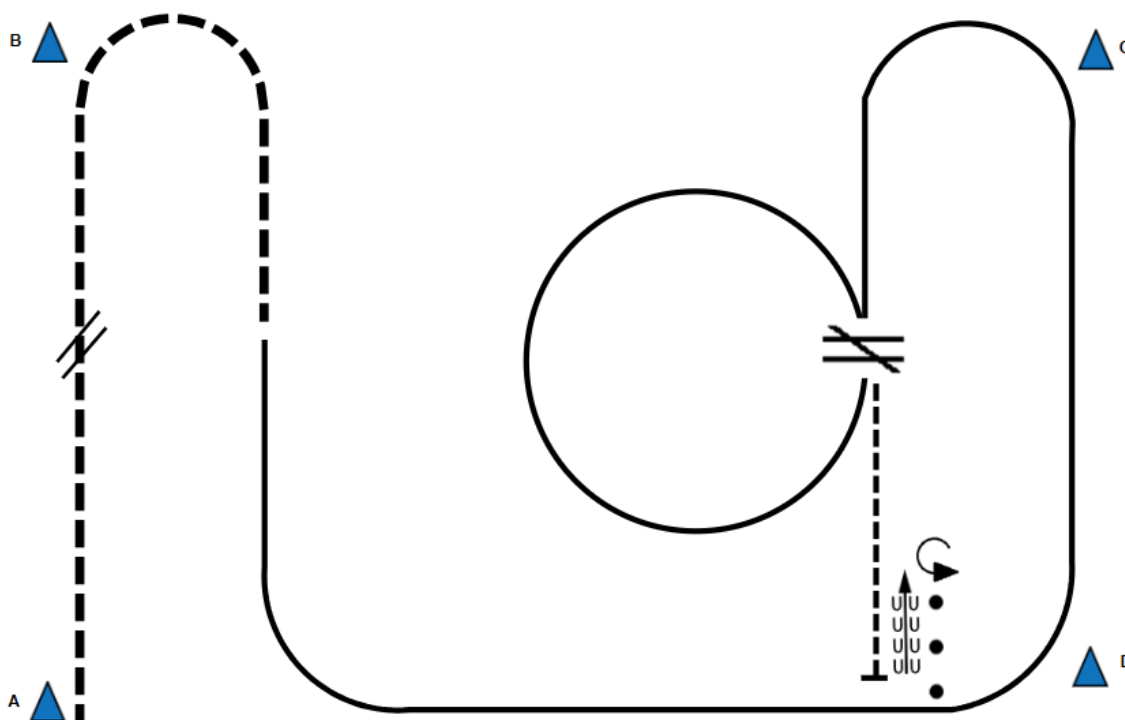
Walk	.....
Jog	-----
Extended Jog	-----
Lope	-----
Lope w/speed	-----
Back	←←←←←
Marker	▲
Lead Change	↔
Judge (J)	⌘



# 2025 All American Quarter Horse Congress

VS Code Red Coliseum October 19, 2025

## Equitation Nyatt




Be ready at the marker.

1. Posting trot on the right diagonal halfway between marker A and marker B.
2. Change diagonals and continue forward to and thru a turn to the right.
3. Halfway to marker A, canter on the left lead and continue forward past marker D and marker C, making a left turn.
4. Change leads (simple or flying) half way between marker C and marker D.
5. Canter a full circle to the right.
6. Close the circle and sit trot to marker D.
7. Stop and back one horse length.
8. Perform a 360 degree forehand turn to the left.
9. Walk past marker D.

Pattern is complete.

Please keep in mind that the visual representation of this pattern is solely meant for a general depiction. Exhibitors are encouraged to make the most of the arena space to effectively showcase their horse.

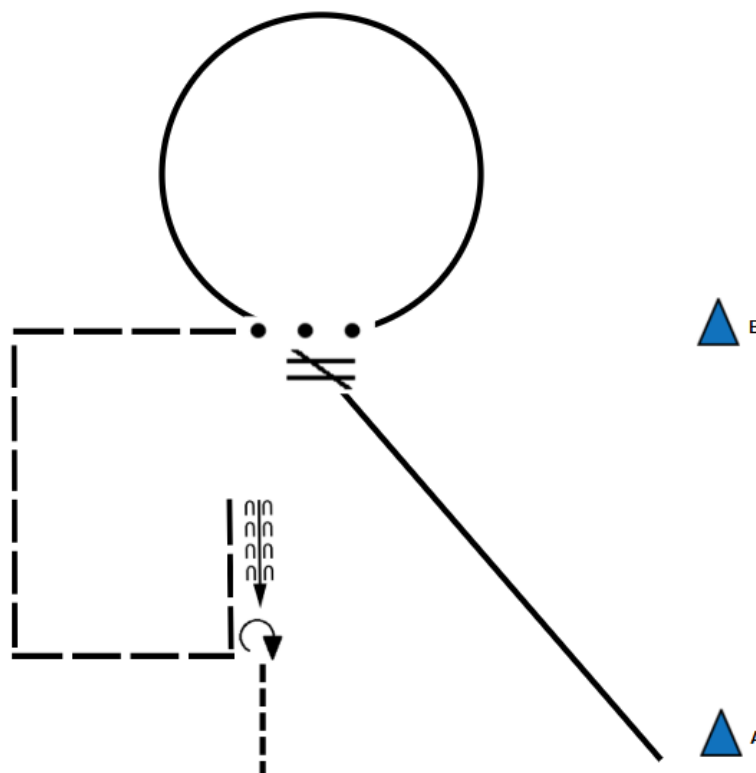




# 2025 All American Quarter Horse Congress

VS Code Red Coliseum October 19, 2025

## Horsemanship NYATT



Be ready at the marker.

1. Lope on the left lead until even with marker B.
2. Perform a simple lead change.
3. Lope a circle on the right lead.
4. At the center of the pattern, walk six steps.
5. Extended jog around three corners.
6. Stop and back one horse length.
7. Perform a 540 degree turn to the right.
8. Exit at a jog.

Pattern is complete.

Please keep in mind that the visual representation of this pattern is solely meant for a general depiction. Exhibitors are encouraged to make the most of the arena space to effectively showcase their horse.

Walk	.....
Jog	-----
Extended Jog	-----
Lope	-----
Lope w/speed	-----
Back	←←←←←
Marker	▲
Lead Change	⌂
Judge	②