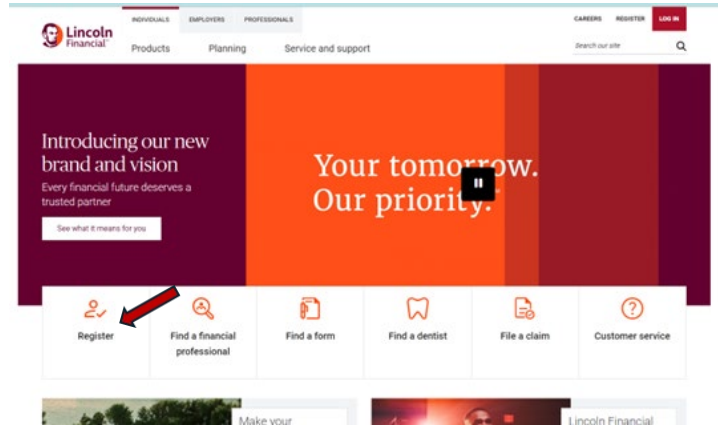
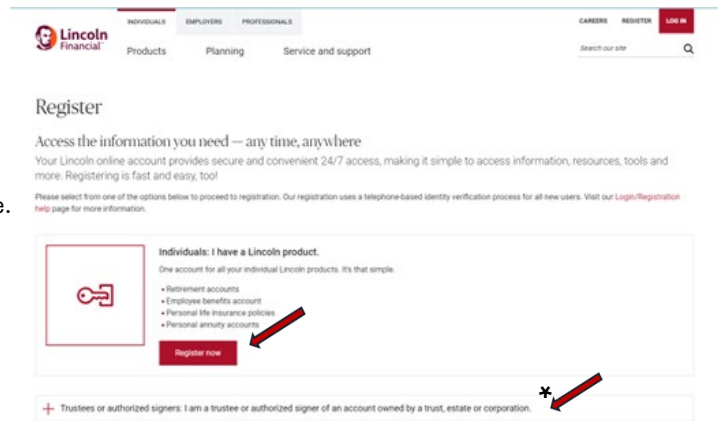


1. Navigate to www.lfg.com and select Register.

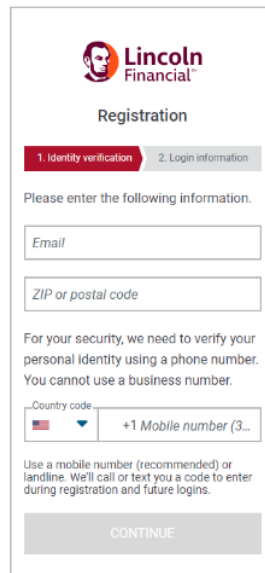


2. Select Register Now and continue to the next window.

*If your account is registered in the name of your trust? please select » Trustees or authorized signers



3. Enter Identity Verification Information. Select Continue. *When registering a trust? you will see this screen;



Lincoln Financial
Registration

1. Identity verification 2. Login information

Please enter the following information.

Email

ZIP or postal code

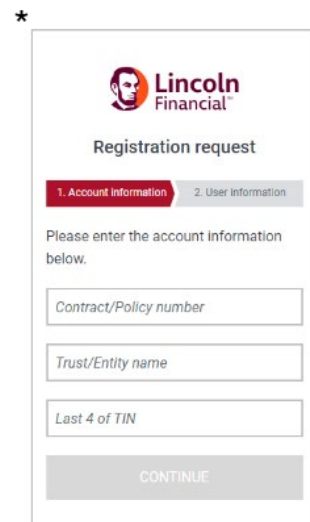
For your security, we need to verify your personal identity using a phone number. You cannot use a business number.

Country code +1 Mobile number (3...

Use a mobile number (recommended) or landline. We'll call or text you a code to enter during registration and future logins.

CONTINUE

4. Follow the steps on the remaining windows to gain online access.



Lincoln Financial
Registration request

1. Account information 2. User information

Please enter the account information below.

Contract/Policy number

Trust/Entity name

Last 4 of TIN

CONTINUE