
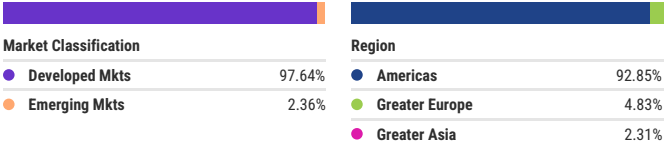


eSAM Capital Foundation PLUS | Allocation Insight


Asset Allocation Data as of: Jun 30, 2025



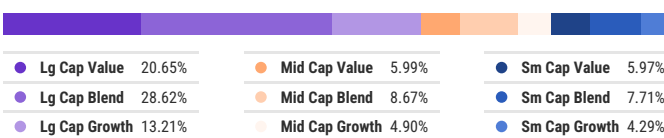
Region Exposure Data as of: Jun 30, 2025



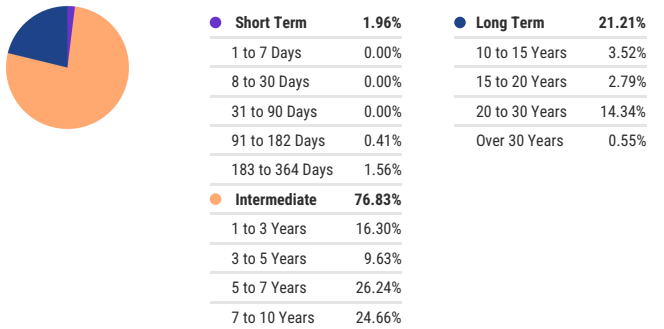
Market Cap Breakdown Data as of: Jun 30, 2025




Stock Style Exposure Data as of: Jun 30, 2025




Bond Maturity Exposure Data as of: Jun 30, 2025



Bond Sector Exposure Data as of: Jun 30, 2025



Bond Credit Quality Exposure



Top 10 Holdings Data as of: Jun 30, 2025

Symbol	Name	% Weight
BIV	Vanguard Intermediate-Term Bond Index Fund ETF	30.70%
SPAB	SPDR Portfolio Aggregate Bond ETF	23.57%
FBND	Fidelity Total Bond ETF	12.79%
SPLG	SPDR Portfolio S&P 500 ETF	6.44%
SPYV	SPDR Portfolio S&P 500 Value ETF	3.99%
SPSB	SPDR Portfolio Short Term Corporate Bond ETF	3.95%
STIP	iShares 0-5 Year TIPS Bond ETF	3.93%
SPMD	SPDR Portfolio S&P 400 Mid Cap ETF	3.63%
JPST	JPMorgan Ultra-Short Income ETF	2.96%
CGDV	Capital Group Dividend Value ETF	2.69%

Top 10 Underlying Holdings Data as of: Jun 30, 2025

Symbol	Name	% Weight
\$:CASH	Cash	0.97%
MSFT	Microsoft Corp	0.97%
AAPL	Apple Inc	0.79%
--	United States of America (Government) 4.375% 15-MAY-2034	0.69%
--	United States of America (Government) 4% 15-FEB-2034	0.68%
--	United States of America (Government) 4.5% 15-NOV-2033	0.66%
--	United States of America (Government) 4.25% 15-NOV-2034	0.65%
--	United States of America (Government) 4.625% 15-FEB-2035	0.64%
--	United States of America (Government) 3.875% 15-AUG-2034	0.63%
NVDA	NVIDIA Corp	0.62%

Sector Breakdown Data as of: Jun 30, 2025



Portfolio Metrics Data as of: May 31, 2025

Gross Expense Ratio	0.09%
Net Expense Ratio	0.09%
Effective Duration	5.478
Effective Maturity	7.089
Beta (1Y)	0.2558
Standard Deviation Gr (Since Incep)	7.30%
Dividend Yield	3.48%

2025 YCharts, Inc. All Rights Reserved. YCharts, Inc. ("YCharts") is not registered with the U.S. Securities and Exchange Commission (or with the securities regulatory authority or body of any state or any other jurisdiction) as an investment adviser, broker-dealer or in any other capacity, and does not purport to provide investment advice or make investment recommendations. This report has been generated using data manually input by the creator of this report combined with data and calculations from YCharts.com and is intended solely to assist you or your investment or other adviser(s) in conducting investment research. You should not construe this report as an offer to buy or sell, as a solicitation of an offer to buy or sell, or as a recommendation to buy, sell, hold or trade, any security or other financial instrument. THE IMPORTANT DISCLOSURES FOUND AT THE END OF THIS REPORT (WHICH INCLUDE DEFINITIONS OF CERTAIN TERMS USED IN THIS REPORT) ARE AN INTEGRAL PART OF THIS REPORT AND MUST BE READ IN CONJUNCTION WITH YOUR REVIEW OF THIS REPORT. For further information regarding your use of this report, please go to: <https://get.ycharts.com/disclosure/>

eSAM Capital Foundation PLUS | Allocation Insight



Nelson Securities, Inc.
9718 N Morton Ct
Spokane, WA 99218
800-345-7593
nelsonsecurities.com

Past Performance is No Guarantee for Future Success

2025 YCharts, Inc. All Rights Reserved. YCharts, Inc. (YCharts) is not registered with the U.S. Securities and Exchange Commission (or with the securities regulatory authority or body of any state or any other jurisdiction) as an investment adviser, broker-dealer or in any other capacity, and does not purport to provide investment advice or make investment recommendations. This report has been generated using data manually input by the creator of this report combined with data and calculations from YCharts.com and is intended solely to assist you or your investment or other adviser(s) in conducting investment research. You should not construe this report as an offer to buy or sell, as a solicitation of an offer to buy or sell, or as a recommendation to buy, sell, hold or trade, any security or other financial instrument. THE IMPORTANT DISCLOSURES FOUND AT THE END OF THIS REPORT (WHICH INCLUDE DEFINITIONS OF CERTAIN TERMS USED IN THIS REPORT) ARE AN INTEGRAL PART OF THIS REPORT AND MUST BE READ IN CONJUNCTION WITH YOUR REVIEW OF THIS REPORT. For further information regarding your use of this report, please go to: <https://get.ycharts.com/disclosure/>