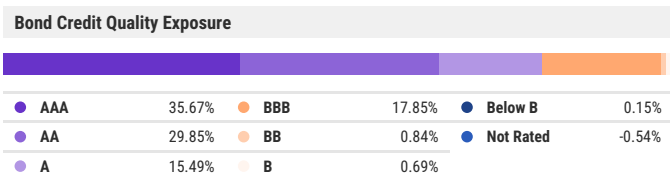
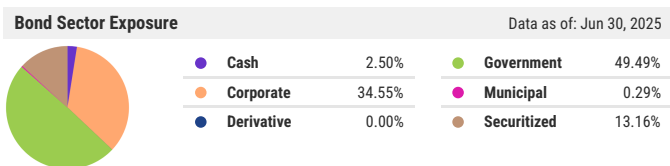
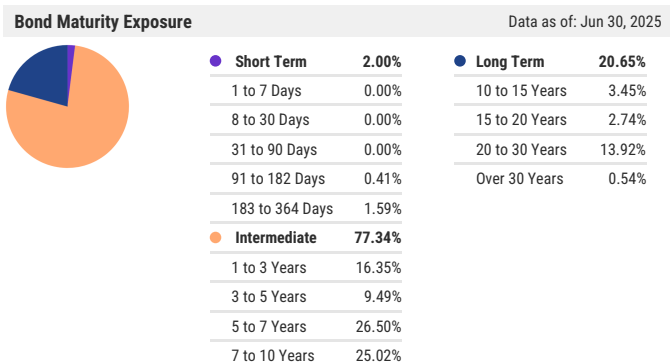
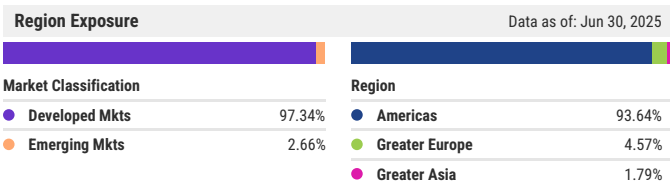
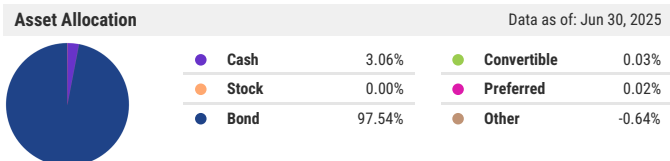


# eSAM Capital Foundation | Allocation Insight



### Top 10 Holdings

Symbol	Name	% Weight
BIV	Vanguard Intermediate-Term Bond Index Fund ETF	40.18%
SPAB	SPDR Portfolio Aggregate Bond ETF	29.89%
FBND	Fidelity Total Bond ETF	14.97%
SPSB	SPDR Portfolio Short Term Corporate Bond ETF	5.00%
STIP	iShares 0-5 Year TIPS Bond ETF	4.98%
JPST	JPMorgan Ultra-Short Income ETF	4.00%
\$:CASH	Cash	0.99%

### Top 10 Underlying Holdings

Symbol	Name	% Weight
\$:CASH	Cash	0.99%
--	United States of America (Government) 4.375% 15-MAY-2034	0.91%
--	United States of America (Government) 4% 15-FEB-2034	0.89%
--	United States of America (Government) 4.5% 15-NOV-2033	0.86%
--	United States of America (Government) 4.25% 15-NOV-2034	0.86%
--	United States of America (Government) 4.625% 15-FEB-2035	0.84%
--	United States of America (Government) 3.875% 15-AUG-2034	0.83%
--	United States of America (Government) 3.875% 15-AUG-2033	0.81%
--	United States of America (Government) 1.75% 15-FEB-2033	0.80%
--	United States of America (Government) 1.625% 15-MAY-2033	0.79%

### Portfolio Metrics

Data as of: May 31, 2025

Gross Expense Ratio	0.09%
Net Expense Ratio	0.09%
Effective Duration	5.465
Effective Maturity	7.048
Beta (1Y)	0.9139
Standard Deviation Gr (Since Incep)	5.10%
Dividend Yield	3.96%

Nelson Securities, Inc.  
 9718 N Morton Ct  
 Spokane, WA 99218  
 800-345-7593  
 nelsonsecurities.com

Past Performance is No Guarantee for Future Success

2025 YCharts, Inc. All Rights Reserved. YCharts, Inc. ("YCharts") is not registered with the U.S. Securities and Exchange Commission (or with the securities regulatory authority or body of any state or any other jurisdiction) as an investment adviser, broker-dealer or in any other capacity, and does not purport to provide investment advice or make investment recommendations. This report has been generated using data manually input by the creator of this report combined with data and calculations from YCharts.com and is intended solely to assist you or your investment or other adviser(s) in conducting investment research. You should not construe this report as an offer to buy or sell, as a solicitation of an offer to buy or sell, or as a recommendation to buy, sell, hold or trade, any security or other financial instrument. THE IMPORTANT DISCLOSURES FOUND AT THE END OF THIS REPORT (WHICH INCLUDE DEFINITIONS OF CERTAIN TERMS USED IN THIS REPORT) ARE AN INTEGRAL PART OF THIS REPORT AND MUST BE READ IN CONJUNCTION WITH YOUR REVIEW OF THIS REPORT. For further information regarding your use of this report, please go to: <https://get.ycharts.com/disclosure/>