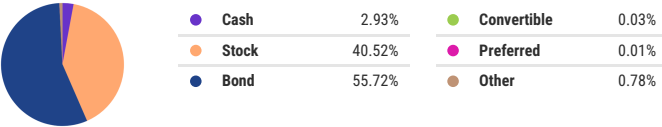


WAM Total Return - Asset Allocation Insight

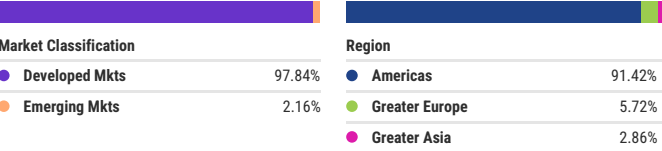
Asset Allocation

Data as of: Dec 31, 2024



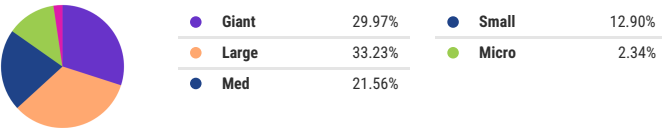
Region Exposure

Data as of: Dec 31, 2024



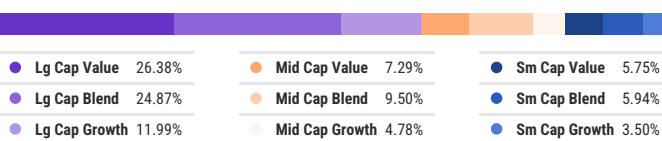
Market Cap Breakdown

Data as of: Dec 31, 2024



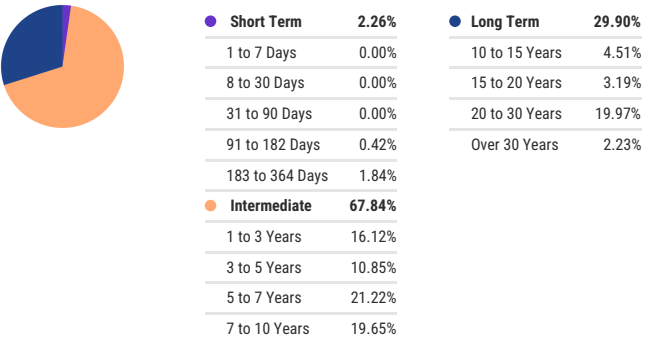
Stock Style Exposure

Data as of: Dec 31, 2024



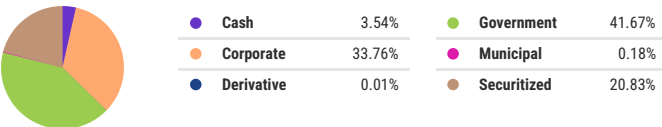
Bond Maturity Exposure

Data as of: Dec 31, 2024

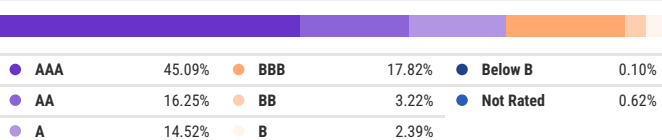


Bond Sector Exposure

Data as of: Dec 31, 2024



Bond Credit Quality Exposure



Top 10 Holdings

Symbol	Name	% Weight
FBND	Fidelity Total Bond ETF	17.79%
CGCP	Capital Group Core Plus Income ETF	13.84%
VTI	Vanguard Total Stock Market Index Fund ETF	12.56%
BIV	Vanguard Intermediate-Term Bond Index Fund ETF	11.79%
SPAB	SPDR Portfolio Aggregate Bond ETF	9.85%
VTV	Vanguard Value Index Fund ETF	6.43%
SCHD	Schwab US Dividend Equity ETF	5.94%
SCHG	Schwab US Large-Cap Growth ETF	4.39%
SPMD	SPDR Portfolio S&P 400 Mid Cap ETF	4.07%
SPSB	SPDR Portfolio Short Term Corporate Bond ETF	3.05%

Top 10 Underlying Holdings

Symbol	Name	% Weight
--	2YR T-NOTE DEC24	4.50%
--	Capital Group Central Cash Fund; Class M	1.53%
--	Fidelity Tax-Free Cash Central Fund	1.35%
AAPL	Apple Inc	1.21%
NVDA	NVIDIA Corp	1.15%
MSFT	Microsoft Corp	1.10%
-\$:CASH	Cash	1.02%
--	United States of America (Government) 3.625% 31-AUG-2029	0.84%
AMZN	Amazon.com Inc	0.65%
--	United States of America (Government) 3.75% 31-AUG-2031	0.57%

Sector Breakdown

Data as of: Dec 31, 2024



Portfolio Metrics

Data as of: Dec 31, 2024

Gross Expense Ratio	0.15%
Net Expense Ratio	0.15%
Effective Duration	5.608
Effective Maturity	7.209
Beta (1Y)	0.6047
Standard Deviation Gr (Since Incep)	9.25%
Dividend Yield	3.44%

2024 YCharts, Inc. All Rights Reserved. YCharts, Inc. ("YCharts") is not registered with the U.S. Securities and Exchange Commission (or with the securities regulatory authority or body of any state or any other jurisdiction) as an investment adviser, broker-dealer or in any other capacity, and does not purport to provide investment advice or make investment recommendations. This report has been generated using data manually input by the creator of this report combined with data and calculations from YCharts.com and is intended solely to assist you or your investment or other adviser(s) in conducting investment research. You should not construe this report as an offer to buy or sell, as a solicitation of an offer to buy or sell, or as a recommendation to buy, sell, hold or trade, any security or other financial instrument. THE IMPORTANT DISCLOSURES FOUND AT THE END OF THIS REPORT (WHICH INCLUDE DEFINITIONS OF CERTAIN TERMS USED IN THIS REPORT) ARE AN INTEGRAL PART OF THIS REPORT AND MUST BE READ IN CONJUNCTION WITH YOUR REVIEW OF THIS REPORT. For further information regarding your use of this report, please go to: <https://get.ycharts.com/disclosure/>

WAM Total Return - Asset Allocation Insight



Nelson Securities, Inc.
9718 N Morton Ct
Spokane, WA 99218
800-345-7593
nelsonsecurities.com

Past Performance is No Guarantee for Future Success

2024 YCharts, Inc. All Rights Reserved. YCharts, Inc. ("YCharts") is not registered with the U.S. Securities and Exchange Commission (or with the securities regulatory authority or body of any state or any other jurisdiction) as an investment adviser, broker-dealer or in any other capacity, and does not purport to provide investment advice or make investment recommendations. This report has been generated using data manually input by the creator of this report combined with data and calculations from YCharts.com and is intended solely to assist you or your investment or other adviser(s) in conducting investment research. You should not construe this report as an offer to buy or sell, as a solicitation of an offer to buy or sell, or as a recommendation to buy, sell, hold or trade, any security or other financial instrument. THE IMPORTANT DISCLOSURES FOUND AT THE END OF THIS REPORT (WHICH INCLUDE DEFINITIONS OF CERTAIN TERMS USED IN THIS REPORT) ARE AN INTEGRAL PART OF THIS REPORT AND MUST BE READ IN CONJUNCTION WITH YOUR REVIEW OF THIS REPORT. For further information regarding your use of this report, please go to: <https://get.ycharts.com/disclosure/>