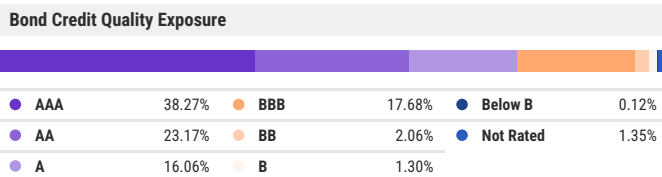
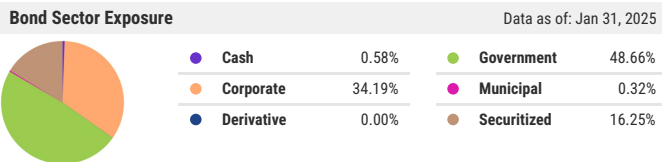
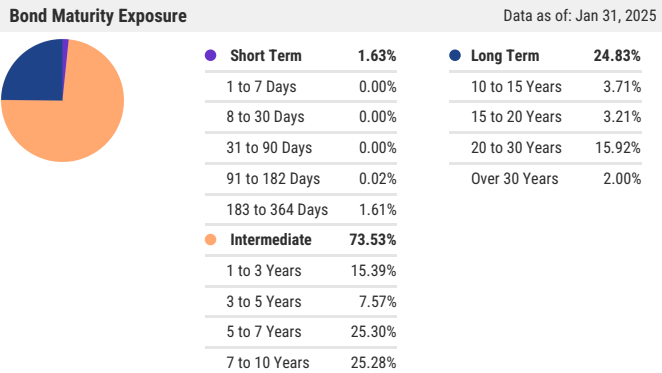
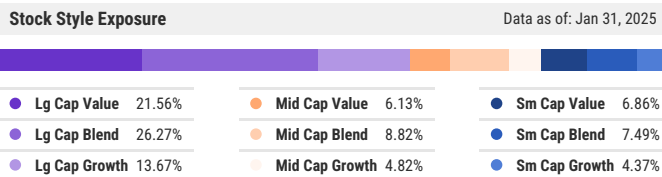
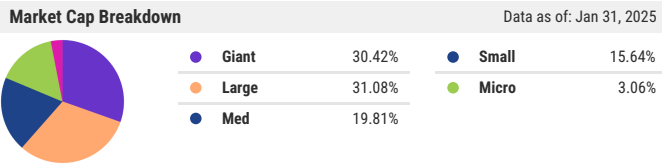
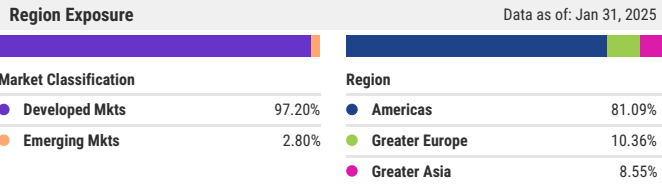
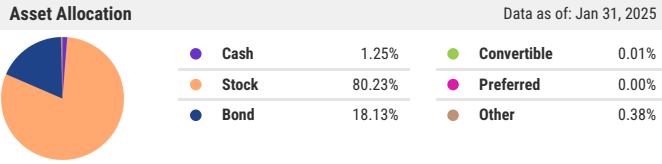


eSAM Moderate-Aggressive | Asset Allocation Insight

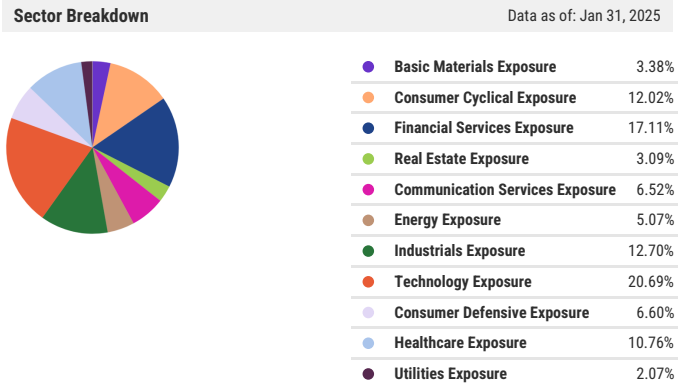


Top 10 Holdings

Symbol	Name	% Weight
SPLG	SPDR Portfolio S&P 500 ETF	24.01%
SPMD	SPDR Portfolio S&P 400 Mid Cap ETF	13.19%
SCHD	Schwab US Dividend Equity ETF	11.41%
SPDW	SPDR Portfolio Developed World ex-US ETF	9.71%
VEU	Vanguard FTSE All-World ex US Index Fund ETF	9.61%
BIV	Vanguard Intermediate-Term Bond Index Fund ETF	7.81%
SPSM	SPDR Portfolio S&P 600 Small Cap ETF	5.03%
SPYG	SPDR Portfolio S&P 500 Growth ETF	5.00%
CGCP	Capital Group Core Plus Income ETF	4.88%
SPAB	SPDR Portfolio Aggregate Bond ETF	4.88%

Top 10 Underlying Holdings

Symbol	Name	% Weight
NVDA	NVIDIA Corp	2.37%
AAPL	Apple Inc	2.33%
MSFT	Microsoft Corp	1.98%
AMZN	Amazon.com Inc	1.22%
\$:CASH	Cash	0.97%
META	Meta Platforms Inc	0.95%
GOOGL	Alphabet Inc	0.80%
TSLA	Tesla Inc	0.76%
-	5YR T NOTE MAR25	0.74%
AVGO	Broadcom Inc	0.73%



Portfolio Metrics

Data as of: Jan 31, 2025

Gross Expense Ratio	0.06%
Net Expense Ratio	0.06%
Effective Duration	5.891
Effective Maturity	7.330
Beta (1Y)	0.8575
Standard Deviation Gr (Since Incep)	13.11%
Dividend Yield	2.41%

2025 YCharts, Inc. All Rights Reserved. YCharts, Inc. ("YCharts") is not registered with the U.S. Securities and Exchange Commission (or with the securities regulatory authority or body of any state or any other jurisdiction) as an investment adviser, broker-dealer or in any other capacity, and does not purport to provide investment advice or make investment recommendations. This report has been generated using data manually input by the creator of this report combined with data and calculations from YCharts.com and is intended solely to assist you or your investment or other adviser(s) in conducting investment research. You should not construe this report as an offer to buy or sell, as a solicitation of an offer to buy or sell, or as a recommendation to buy, sell, hold or trade, any security or other financial instrument. THE IMPORTANT DISCLOSURES FOUND AT THE END OF THIS REPORT (WHICH INCLUDE DEFINITIONS OF CERTAIN TERMS USED IN THIS REPORT) ARE AN INTEGRAL PART OF THIS REPORT AND MUST BE READ IN CONJUNCTION WITH YOUR REVIEW OF THIS REPORT. For further information regarding your use of this report, please go to: <https://get.ycharts.com/disclosure/>

eSAM Moderate-Aggressive | Asset Allocation Insight



Nelson Securities, Inc.
9718 N Morton Ct
Spokane, WA 99218
800-345-7593
nelsonsecurities.com

Past Performance is No Guarantee for Future Success

2025 YCharts, Inc. All Rights Reserved. YCharts, Inc. ("YCharts") is not registered with the U.S. Securities and Exchange Commission (or with the securities regulatory authority or body of any state or any other jurisdiction) as an investment adviser, broker-dealer or in any other capacity, and does not purport to provide investment advice or make investment recommendations. This report has been generated using data manually input by the creator of this report combined with data and calculations from YCharts.com and is intended solely to assist you or your investment or other adviser(s) in conducting investment research. You should not construe this report as an offer to buy or sell, as a solicitation of an offer to buy or sell, or as a recommendation to buy, sell, hold or trade, any security or other financial instrument. THE IMPORTANT DISCLOSURES FOUND AT THE END OF THIS REPORT (WHICH INCLUDE DEFINITIONS OF CERTAIN TERMS USED IN THIS REPORT) ARE AN INTEGRAL PART OF THIS REPORT AND MUST BE READ IN CONJUNCTION WITH YOUR REVIEW OF THIS REPORT. For further information regarding your use of this report, please go to: <https://get.ycharts.com/disclosure/>