



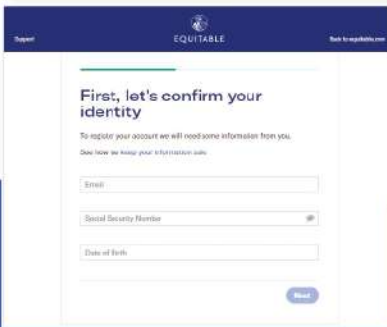
# Equitable online: a secure, simple way to access your accounts

## equitable.com sign-in instructions

Setting up and securing your online account is easy — just three quick steps. Once online, you can view your account balance, update your investment options, and view account activity and statements.

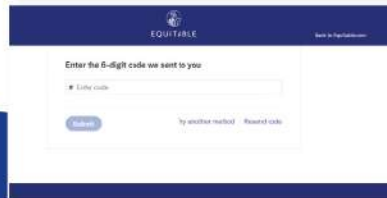
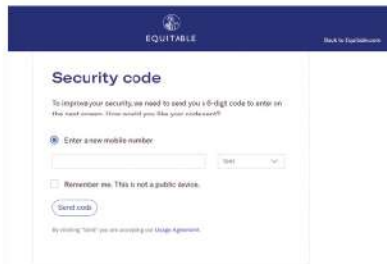
### 1 Go to equitable.com

- Go to [equitable.com/registration](https://equitable.com/registration).
- Select **Individual** and the applicable product.
- Enter your email.
- Enter your SSN and date of birth.
- Click **Next**.



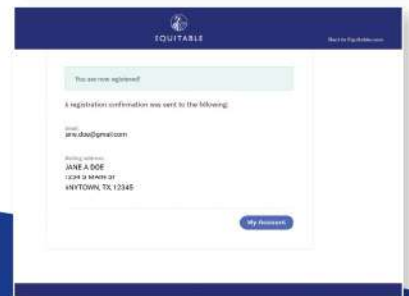
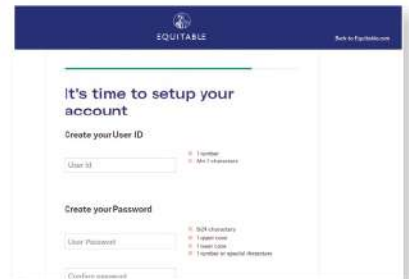
### 2 Select ID and password

- For additional security, you will need to enter your phone number and choose your authentication method: text message or via phone. You will then enter the code on the next screen.



### 3 Secure your account

- Finalize your registration by creating your User ID, password and confirming your email.
- Choose three security questions and answers.
- Sign up for eDelivery now!



Equitable Financial Life Insurance Company (Equitable Financial) (NY, NY). Distributors: Equitable Advisors, LLC (member FINRA, SIPC) (Equitable Financial Advisors in MI & TN) and Equitable Distributors, LLC., all located at 1345 Avenue of the Americas, NY, NY 10105. Equitable Financial, Equitable Advisors and Equitable Distributors are affiliated companies and do not provide legal or tax advice.

Equitable is the brand name of the retirement and protection subsidiaries of Equitable Holdings, Inc., including Equitable Financial Life Insurance Company (NY, NY); Equitable Financial Life Insurance Company of America, an AZ stock company with an administrative office located in Charlotte, NC; and Equitable Distributors, LLC. Equitable Advisors is the brand name of Equitable Advisors, LLC (member FINRA, SIPC) (Equitable Financial Advisors in MI & TN). The obligations of Equitable Financial and Equitable America are backed solely by their claims-paying abilities.