



CAPITAL  
GROUP®

# Guide to Tariffs

---

How tariffs impact  
the economy, markets  
and investors





**Jared Franz**

is an economist with 19 years of investment industry experience.\* He holds a PhD in economics from the University of Illinois at Chicago and a bachelor's degree in mathematics from Northwestern University.



**Robert Lind**

is an economist with 37 years of investment industry experience. He holds a bachelor's degree in philosophy, politics and economics from Oxford University.

\*Years of experience for all investment professionals are as of December 31, 2024.

Tariff is a word most of us first heard in high school history class. We remember something about the Smoot-Hawley Tariff Act of 1930, the Great Depression and the dark side of protectionist trade policy. Fast forward to today and tariffs are once again taking center stage, serving as the linchpin of President Trump's trade policy - and as a cause of sharply rising market volatility. A fierce debate has emerged over the impact they could have on the global economy.

Critics argue these tariffs mark the start of a new trade war that will hurt all countries in the end. Supporters say it's an attempt by the U.S. to reduce long-term trade deficits and compel other countries to lower their own protectionist measures. In either case, the rewiring of global trade reflects a larger shift in the geopolitical world order that is, in our view, just beginning.

To help make sense of it all, we developed this guide to tariffs and their potential implications for the economy, markets and investors.

1. What are tariffs and how are they used?
2. Why is the U.S. trade deficit so high?
3. Do tariffs cause inflation?
4. What is trade reciprocity and how will it unfold?
5. How do tariffs affect the stock market?



**Investments are not FDIC-insured, nor are they deposits of or guaranteed by a bank or any other entity, so they may lose value.**

# 1 | What are tariffs and how are they used?

Tariffs are essentially taxes on goods imported from other countries. They are used to help protect domestic producers from foreign competition, among other purposes.

We identified four motivations for tariffs and what they could mean for the investment environment: Decoupling, rebalancing, negotiating and funding. For instance, tariffs used for negotiating purposes are unlikely to persist while those that are part of a larger decoupling process could be here to stay.

Our base case is that the United States can weather changes to trade policies, though higher tariffs would likely dampen economic activity and raise import prices. The U.S. has the advantages of size, economic resilience and consumers with money to spend. Businesses have also ramped up investments in the U.S., both domestically and abroad from companies eager to maintain access to the world's largest economy.

However, the ambiguity caused by shifting trade policies is already affecting business and consumer confidence, with potential negative consequences for the U.S. economy and markets.

The fallout for other countries also remains uncertain, particularly those that rely heavily on the U.S. for trade, such as Mexico and Canada, where exports to the U.S. account for around 20% to 25% of GDP. For most European economies, exports to the U.S. make up approximately 2% to 3% of their GDP. If the U.S. imposes tariffs, resulting in lower exports and economic growth for these countries, then we are likely to see looser macroeconomic policy to counter the negative effects. Germany, for example, has relaxed its fiscal policy dramatically and laid out plans to increase spending for infrastructure and defense, in part to reduce reliance on exports for growth.

Sources: Capital Group, American Compass. As of March 5, 2025.

## Decoding tariffs: Motivations and implications

**Decoupling:** Shift supply chains and reduce reliance on certain countries



**Potential impacts**  
High, persistent

**Countries:** China

**Industries:** Tech, energy, industrial materials, pharma, biotech, aircraft

**Rebalancing:** Reduce trade deficits and boost domestic production



**Potential impacts**  
Medium, persistent, mixed

**Countries:** China, EU, Japan, South Korea, Vietnam, India, Mexico, Canada, Brazil

**Industries:** Autos, steel, aluminum, agriculture, food, chemicals, consumer electronics, pharma, luxury, defense, energy, oil

**Negotiating:** Use economic pressure to achieve policy outcomes



**Potential impacts**  
Low, temporary

**Countries:** China, Mexico, Canada, EU, Japan, Latin America

**Industries:** Autos, steel, agriculture, consumer electronics, construction machinery, minerals, defense, energy, semiconductor equipment

**Funding:** Generate revenue to fund budget priorities



**Potential impacts**  
High, persistent

**Countries:** May be a broadly applied universal tariff

**Industries:** Consumer goods, autos, industrials; price effects and margin pressure across industries

## 2 | Why is the U.S. trade deficit so high?

If there's one number to know about tariffs, it's the U.S. trade deficit for goods. That figure hit \$1.1 trillion in 2024 as Americans bought imported products and a strong U.S. dollar weighed on exports. The U.S. has run a trade deficit every year since the 1970s.

Economists note the high trade deficit may be a sign of U.S. economic strength – indicating consumers are buying – but the figure is nonetheless why tariffs are central to Trump's economic agenda. Other countries rely on global trade far more than the United States, and the administration aims to leverage America's economic position as a tool to achieve a more balanced relationship with its trading partners.

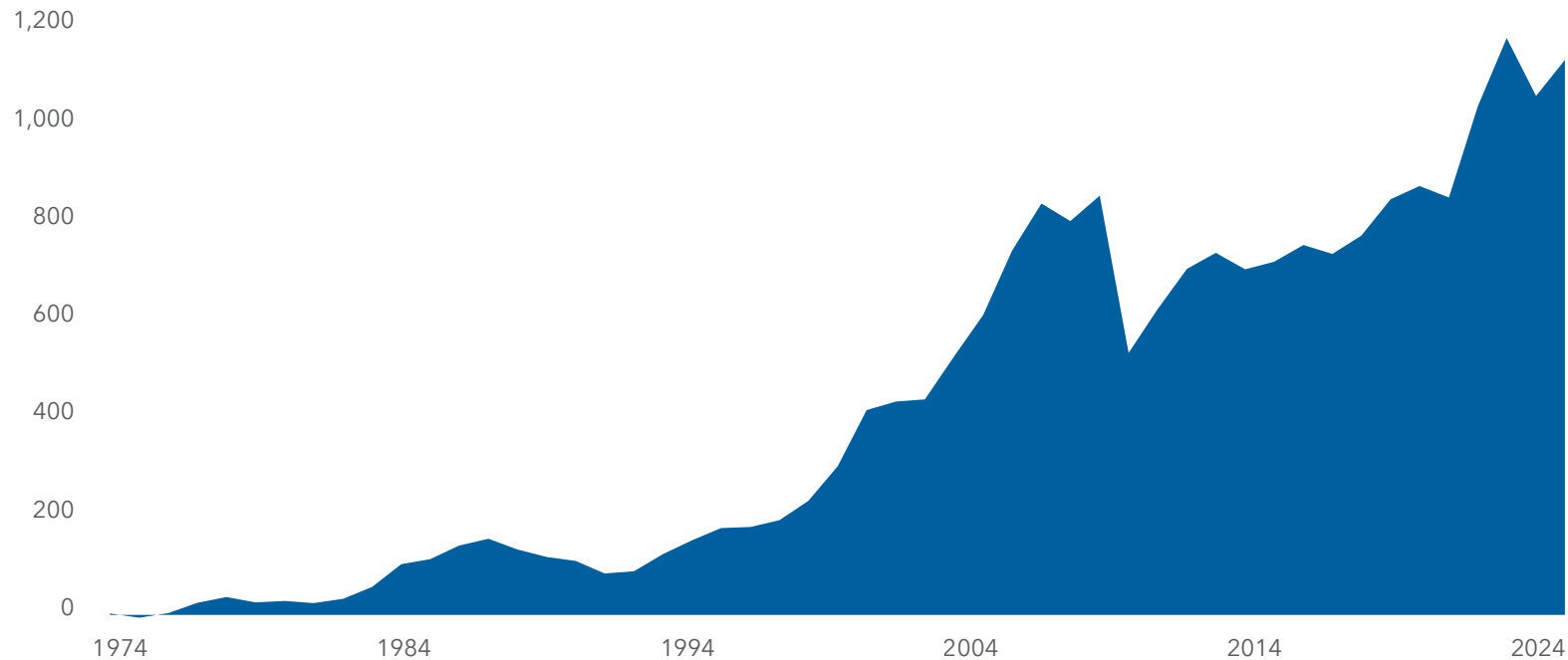
Still, the U.S. runs the world's largest current account deficit, which is the counterpart of huge foreign capital inflows into the U.S. If the U.S. wants to reduce its deficit, it will likely mean smaller capital inflows and a weaker dollar.

Trump's novel use of emergency orders to implement or remove tariffs has unnerved markets. Prior administrations have used tariffs to varying degrees, but under laws that required detailed analysis, which allowed more time for companies and stakeholders to respond. Whatever the method, tariffs may represent a pivot to an isolationist-leaning policy that could have long-term ramifications for investment portfolios.

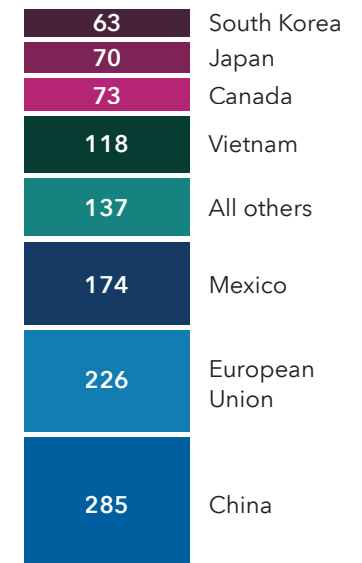
### The U.S. trade deficit approached the record high in 2024

#### Total U.S. goods trade deficit

USD billions



#### Top U.S. trade deficits in 2024 by country



Sources: Capital Group, Bureau of Economic Analysis. Figures reflect 12-month totals through September of each year. As of September 30, 2024.

### 3 | Do tariffs cause inflation?

The short answer is yes, but how it plays out is more complex.

In the event of a one-time tariff, prices would likely increase modestly but then even out over time. A more worrisome development is a trade war scenario, where tariffs ratchet up year to year. That, in turn, could lead to higher long-term inflation with a knock-on effect of rising interest rates.

Economists agree the cost of tariffs is largely paid for by a combination of consumers and companies willing to accept lower profit margins to sell products. A common estimate is that 30% to 50% of the cost is passed on to consumers. Recent research has shown that the 2018-2019 tariffs were mostly passed on to U.S. consumers.

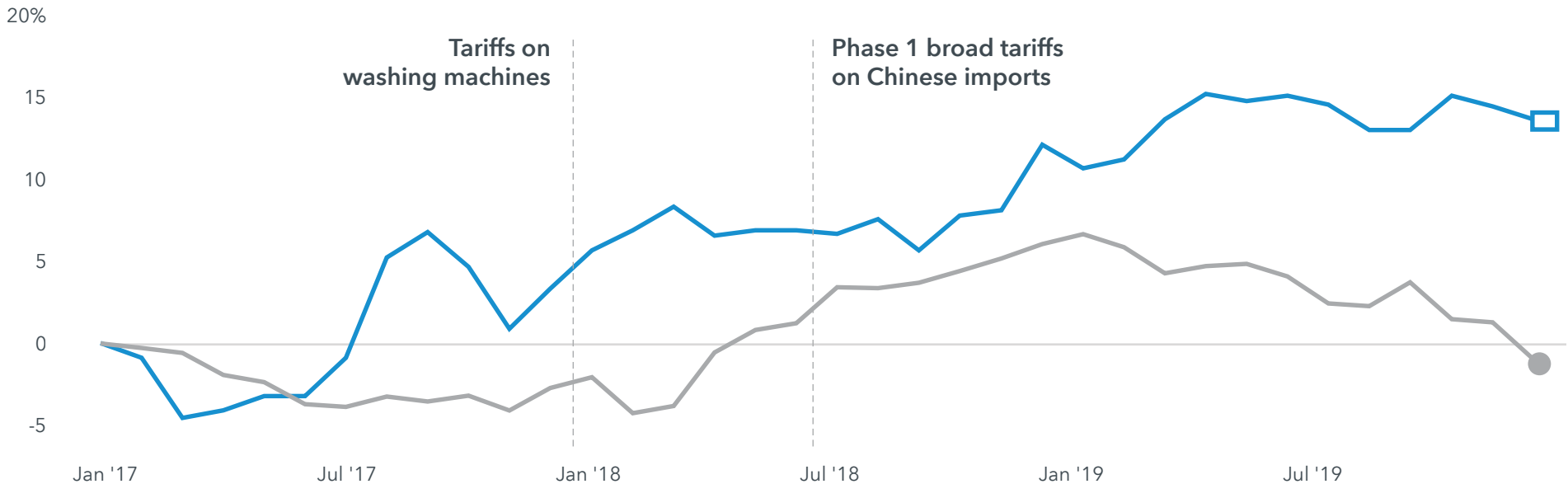
Trump's decision to impose tariffs on imported washing machines, but not dryers, in January 2018, is an often-cited case study from the University of Chicago and the Federal Reserve. The study found domestic U.S. manufacturers raised prices to match competitors, despite not being tariffed. Moreover, prices of dryers also increased as manufacturers may have used tariffs to raise prices opportunistically or split the increases between the washers and dryers.

The value of the U.S. dollar has also changed in reaction to tariff headlines. Higher tariffs generally lead to a stronger dollar since they lower demand for imports priced in foreign currency. Conversely, limiting tariffs lowers the dollar's value as demand for foreign currency increases. A strong dollar could help offset some tariff-related costs for consumers, similar to the way U.S. tourists benefit from a strong dollar when traveling abroad.

#### Home appliance prices rose then stabilized during Trump's first term

##### Cumulative inflation in household appliances: Retailers vs. consumers

□ Retailer price change ● Consumer price change



Sources: Capital Group, Bureau of Labor Statistics. Retailer price change is represented by the Producer Price Index (PPI) retail trade for the major appliances subcategory. The PPI measures the average change over time in the selling prices received by domestic producers for their output. Consumer price change is represented by the Consumer Price Index for major appliances subcategory. As of December 15, 2019.

## 4 | What is trade reciprocity and how will it unfold?

At face value, the concept of trade reciprocity is simple: We charge you the same tariffs that you charge us.

The Trump administration aims to rebalance tariffs between the U.S. and other countries to make them reciprocal. Such a move bucks 75 years of multilateral U.S. trade policy and sidesteps rules of the World Trade Organization, the successor to the General Agreement on Tariffs and Trade of 1947.

This change in strategy is happening because the U.S. administration believes the balance has tipped too far as key American industries face steep barriers to selling their products abroad. Take cars, for example. The EU currently imposes a 10% tariff on U.S. cars sold in their markets compared to the 2.5% rate imposed by the U.S. on imported European autos.

It's unclear whether Trump's definition of reciprocity would include value-added tax (VAT) rates charged by many countries on domestic purchases. Many economists argue that VATs aren't taxes on imports, so they aren't the equivalent of tariffs.

Tariffs on major trading partners such as China, the EU, Canada and Mexico could reduce U.S. trade deficits and boost domestic production by giving local firms an edge over imports.

They could also invite retaliation, such as Canada's removal of U.S. liquor from its shelves. China could ban critical mineral exports to the U.S., decrease purchases of airplanes and agriculture products, and increase investigations of U.S.-based companies with exposure to China, including Apple, Starbucks and Tesla.

### U.S. trade barriers are uneven with many economies

Country	Avg. U.S. tariff (%) on goods	Avg. tariff (%) on U.S. goods	Tariff gap (%)	VAT rate (%)
China	20.0	7.5	12.5	6-13
Germany	3.3	5.0	1.7	19
Japan <sup>1</sup>	3.3	3.7	0.4	10
Vietnam	3.3	9.4	6.1	10
Taiwan	3.3	6.5	3.2	5
Ireland	3.3	5.0	1.7	23
India <sup>2</sup>	3.3	17.0	13.7	5-28
Italy	3.3	5.0	1.7	22
United Kingdom	3.3	3.8	0.5	20
Switzerland	3.3	5.2	1.9	8.1

Sources: Capital Group, PWC, Census Bureau, World Trade Organization (WTO). Average tariff rates reflect average Most Favored Nation (MFN) applied rate based on 2023 figures from the WTO, except where noted below. Canada, Mexico and South Korea have free trade agreements with the U.S. and are excluded from this list. China's average tariff rate on U.S. goods above does not include retaliatory tariffs. VAT refers to value-added tax. <sup>1</sup>Consumption tax; <sup>2</sup>Goods and Service Tax (GST). Bars that extend to the right in the "tariff gap" column indicate tariff gaps that are more preferential to the U.S.; bars that extend to the left indicate the opposite. As of March 10, 2025.

# 5 | How do tariffs affect the stock market?

Investors may be experiencing déjà vu as tariffs make headlines. The first Trump administration's tariffs on China sparked a trade war that whipsawed markets and dominated the news, much like now.

How did markets respond? Volatility rose in 2018, driven by the trade war and a slowdown in China's economy, causing the S&P 500 Index to fall 4.4%. But the index recovered sharply in 2019, up 31.1%, as trade deals were announced, and consumer spending remained steady. In both years, inflation was muted in the aggregate, with the annual consumer price index ranging from 1.50% to 2.85%.

The world has changed since that initial round of tariffs. The impacts of the pandemic, wars in Ukraine and the Middle East, and the greatest inflation shock in decades

continue to ripple through the economy. How tariffs and federal spending cuts will affect growth is even more uncertain given the evolving nature of Trump's policies.

The lesson may be that in times like these, it's important to be clear about what we do and don't know – recognizing that tariffs are just one part of the equation. Ultimately, the U.S. stock market has proven to be remarkably resilient over time. Focusing on investment principles such as diversification and staying invested in the face of market volatility become more essential to achieving long-term investment goals.

## Markets recovered from trade uncertainty during Trump's first term

Value of \$1k initial investment in S&P 500



Sources: Capital Group, Bureau of Labor Statistics, Peterson Institute for International Economics, Standard & Poor's. Value of a hypothetical investment in the S&P 500 reflects the total return of the index over the period from January 1, 2018, to December 31, 2019. Past results are not predictive of future performance. The index is unmanaged and, therefore, has no expenses. Investors cannot invest directly in an index.

# Key takeaways

- **Tariffs are used to help protect domestic industries, among other purposes.**  
It's important to understand the four motivations for tariffs: Decoupling, rebalancing, negotiation and funding.
- **Trump aims to lower the U.S. trade deficit, which is near the record high.**  
The U.S. administration seeks to leverage America's economic position for a more balanced trade relationship.
- **Tariffs raise prices initially, but the overall impact to inflation is complex.**  
Price increases tend to stabilize after the initial increase, unless an ongoing trade war erupts.
- **The administration plans to adjust trade barriers to make them reciprocal.**  
Similar tariff rates between countries can benefit domestic companies but could trigger retaliatory actions.
- **Tariffs can increase volatility, but markets have shown resilience over time.**  
During Trump's first term, tariffs caused volatility in 2018, but markets surged in 2019.



**Voted #1**

for thought leadership by advisors since 2019\*

2019    2020    2021    2023    2024

\*Source: Marketing Support: The Advisor View, June 2024, May 2023, July 2021, June 2020; Fund Intelligence, February 2020. FUSE Research surveys of 500-1,000 advisors identifying the "most-read thought leaders." Survey was not conducted in 2022.

The **Consumer Price Index (CPI)** is a measure of the average change over time in the prices paid by urban consumers for a market basket of consumer goods and services.

The **S&P 500 Index** is a market capitalization-weighted index based on the results of approximately 500 widely held common stocks.

The S&P 500 ("Index") is a product of S&P Dow Jones Indices LLC and/or its affiliates and has been licensed for use by Capital Group. Copyright © 2025 S&P Dow Jones Indices LLC, a division of S&P Global, and/or its affiliates. All rights reserved. Redistribution or reproduction in whole or in part is prohibited without written permission of S&P Dow Jones Indices LLC.

Statements attributed to an individual represent the opinions of that individual as of the date published and do not necessarily reflect the opinions of Capital Group or its affiliates. This information is intended to highlight issues and should not be considered advice, an endorsement or a recommendation.

This content, developed by Capital Group, home of American Funds, should not be used as a primary basis for investment decisions and is not intended to serve as impartial investment or fiduciary advice.

All Capital Group trademarks mentioned are owned by The Capital Group Companies, Inc., an affiliated company or fund. All other company and product names mentioned are the property of their respective companies.

Capital Client Group, Inc.