
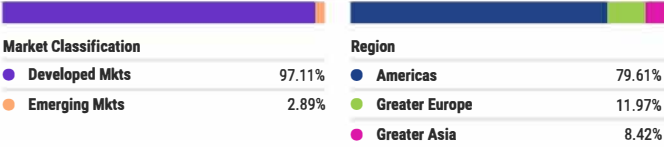


WAM Capital Growth | Asset Allocation Insight

Asset Allocation Data as of: Mar 31, 2025



Region Exposure Data as of: Mar 31, 2025



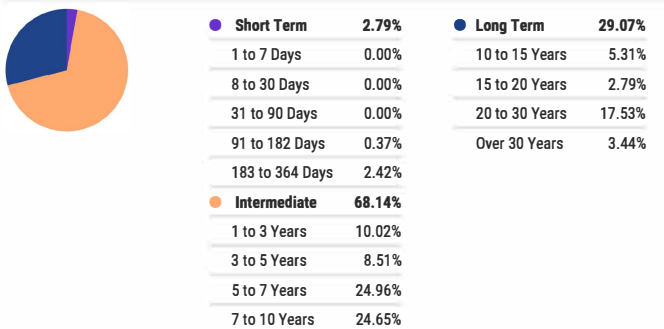
Market Cap Breakdown Data as of: Mar 31, 2025



Stock Style Exposure Data as of: Mar 31, 2025




Bond Maturity Exposure Data as of: Mar 31, 2025



Bond Sector Exposure Data as of: Mar 31, 2025



Bond Credit Quality Exposure



Top 10 Holdings

| Symbol | Name | % Weight |
|--------|--------------------------------------------------|----------|
| VTI | Vanguard Total Stock Market Index Fund ETF | 22.89% |
| DFAI | DFA Dimensional International Core Equity Market | 10.35% |
| VEU | Vanguard FTSE All-World ex US Index Fund ETF | 10.20% |
| VTV | Vanguard Value Index Fund ETF | 9.71% |
| FMDE | Fidelity Enhanced Mid Cap ETF | 7.70% |
| SCHG | Schwab US Large-Cap Growth ETF | 7.24% |
| SCHD | Schwab US Dividend Equity ETF | 6.67% |
| BIV | Vanguard Intermediate-Term Bond Index Fund ETF | 6.22% |
| FBND | Fidelity Total Bond ETF | 6.19% |
| CGCP | Capital Group Core Plus Income ETF | 6.17% |

Top 10 Underlying Holdings

| Symbol | Name | % Weight |
|---------|------------------------------------------|----------|
| AAPL | Apple Inc | 2.20% |
| MSFT | Microsoft Corp | 1.86% |
| NVDA | NVIDIA Corp | 1.77% |
| AMZN | Amazon.com Inc | 1.32% |
| \$.CASH | Cash | 1.01% |
| -- | Capital Group Central Cash Fund; Class M | 0.92% |
| META | Meta Platforms Inc | 0.91% |
| AVGO | Broadcom Inc | 0.89% |
| -- | 5YR T NOTE JUN25 | 0.76% |
| GOOGL | Alphabet Inc | 0.69% |

Sector Breakdown Data as of: Mar 31, 2025



Portfolio Metrics Data as of: Feb 28, 2025

| | |
|-------------------------------------|--------|
| Gross Expense Ratio | 0.12% |
| Net Expense Ratio | 0.12% |
| Effective Duration | 5.802 |
| Effective Maturity | 7.437 |
| Beta (1Y) | 0.8554 |
| Standard Deviation Gr (Since Incep) | 13.86% |
| Dividend Yield | 2.30% |

2025 YCharts, Inc. All Rights Reserved. YCharts, Inc. ("YCharts") is not registered with the U.S. Securities and Exchange Commission (or with the securities regulatory authority or body of any state or any other jurisdiction) as an investment adviser, broker-dealer or in any other capacity, and does not purport to provide investment advice or make investment recommendations. This report has been generated using data manually input by the creator of this report combined with data and calculations from YCharts.com and is intended solely to assist you or your investment or other adviser(s) in conducting investment research. You should not construe this report as an offer to buy or sell, as a solicitation of an offer to buy or sell, or as a recommendation to buy, sell, hold or trade, any security or other financial instrument. THE IMPORTANT DISCLOSURES FOUND AT THE END OF THIS REPORT (WHICH INCLUDE DEFINITIONS OF CERTAIN TERMS USED IN THIS REPORT) ARE AN INTEGRAL PART OF THIS REPORT AND MUST BE READ IN CONJUNCTION WITH YOUR REVIEW OF THIS REPORT. For further information regarding your use of this report, please go to: <https://get.ycharts.com/disclosure/>

WAM Capital Growth | Asset Allocation Insight



Nelson Securities, Inc.
9718 N Morton Ct
Spokane, WA 99218
800-345-7593
nelsonsecurities.com

Past Performance is No Guarantee for Future Success

2025 YCharts, Inc. All Rights Reserved. YCharts, Inc. ('YCharts') is not registered with the U.S. Securities and Exchange Commission (or with the securities regulatory authority or body of any state or any other jurisdiction) as an investment adviser, broker-dealer or in any other capacity, and does not purport to provide investment advice or make investment recommendations. This report has been generated using data manually input by the creator of this report combined with data and calculations from YCharts.com and is intended solely to assist you or your investment or other adviser(s) in conducting investment research. You should not construe this report as an offer to buy or sell, as a solicitation of an offer to buy or sell, or as a recommendation to buy, sell, hold or trade, any security or other financial instrument. THE IMPORTANT DISCLOSURES FOUND AT THE END OF THIS REPORT (WHICH INCLUDE DEFINITIONS OF CERTAIN TERMS USED IN THIS REPORT) ARE AN INTEGRAL PART OF THIS REPORT AND MUST BE READ IN CONJUNCTION WITH YOUR REVIEW OF THIS REPORT. For further information regarding your use of this report, please go to: <https://get.ycharts.com/disclosure/>