
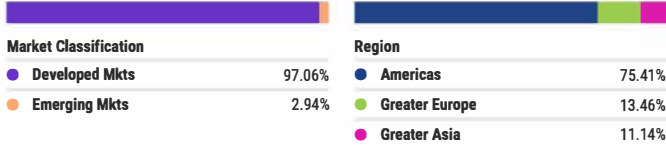


# eSAM Aggressive | Asset Allocation Insight

## Asset Allocation Data as of: Mar 31, 2025



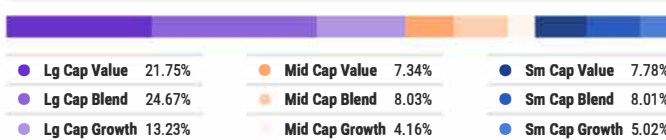
## Region Exposure Data as of: Mar 31, 2025



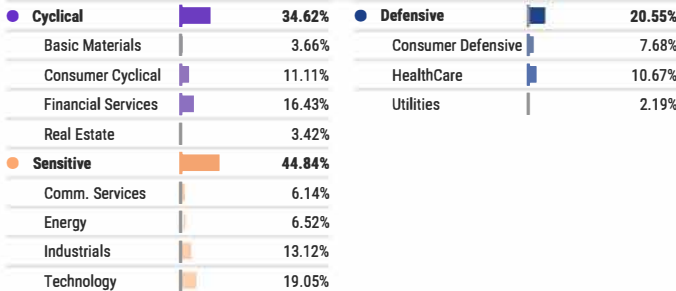
## Market Cap Breakdown Data as of: Mar 31, 2025



## Stock Style Exposure Data as of: Mar 31, 2025



## Stock Sector Exposure Data as of: Mar 31, 2025



**Nelson Securities, Inc.**  
9718 N Morton Ct  
Spokane, WA 99218  
800-345-7593  
nelsonsecurities.com

Past Performance is No Guarantee for Future Success

## Top 10 Holdings

Symbol	Name	% Weight
SPLG	SPDR Portfolio S&P 500 ETF	26.14%
SPMD	SPDR Portfolio S&P 400 Mid Cap ETF	17.15%
SCHD	Schwab US Dividend Equity ETF	14.51%
SPDW	SPDR Portfolio Developed World ex-US ETF	13.69%
VEU	Vanguard FTSE All-World ex US Index Fund ETF	13.02%
SPSM	SPDR Portfolio S&P 600 Small Cap ETF	6.46%
SPYG	SPDR Portfolio S&P 500 Growth ETF	5.11%
QUAL	iShares MSCI USA Quality Factor ET...	2.91%
\$.CASH	Cash	1.02%

## Top 10 Underlying Holdings

Symbol	Name	% Weight
AAPL	Apple Inc	2.41%
NVDA	NVIDIA Corp	2.34%
MSFT	Microsoft Corp	2.00%
AMZN	Amazon.com Inc	1.26%
META	Meta Platforms Inc	1.16%
\$.CASH	Cash	1.02%
ABBV	AbbVie Inc	0.92%
KO	Coca-Cola Co	0.85%
HD	The Home Depot Inc	0.78%
GOOGL	Alphabet Inc	0.76%

## Sector Breakdown Data as of: Mar 31, 2025



## Portfolio Metrics Data as of: Feb 28, 2025

Gross Expense Ratio	0.04%
Net Expense Ratio	0.04%
Beta (3Y)	0.9647
Standard Deviation Gr (Since Incep)	15.05%
Dividend Yield	2.02%

2025 YCharts, Inc. All Rights Reserved. YCharts, Inc. ("YCharts") is not registered with the U.S. Securities and Exchange Commission (or with the securities regulatory authority or body of any state or any other jurisdiction) as an investment adviser, broker-dealer or in any other capacity, and does not purport to provide investment advice or make investment recommendations. This report has been generated using data manually input by the creator of this report combined with data and calculations from YCharts.com and is intended solely to assist you or your investment or other adviser(s) in conducting investment research. You should not construe this report as an offer to buy or sell, as a solicitation of an offer to buy or sell, or as a recommendation to buy, sell, hold or trade, any security or other financial instrument. THE IMPORTANT DISCLOSURES FOUND AT THE END OF THIS REPORT (WHICH INCLUDE DEFINITIONS OF CERTAIN TERMS USED IN THIS REPORT) ARE AN INTEGRAL PART OF THIS REPORT AND MUST BE READ IN CONJUNCTION WITH YOUR REVIEW OF THIS REPORT. For further information regarding your use of this report, please go to: <https://get.ycharts.com/disclosure/>