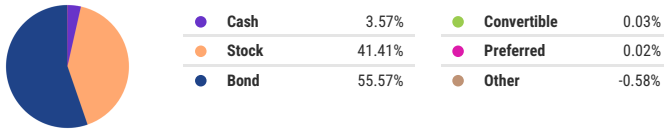
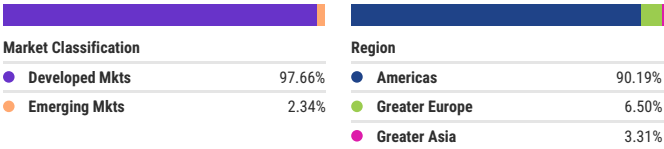


# WAM Total Return | Allocation Insight


## Asset Allocation Data as of: Jun 30, 2025



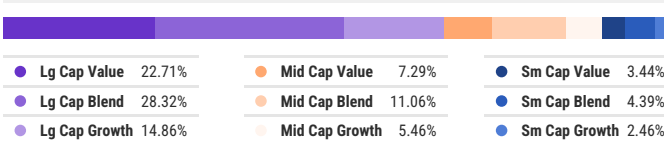
## Region Exposure Data as of: Jun 30, 2025



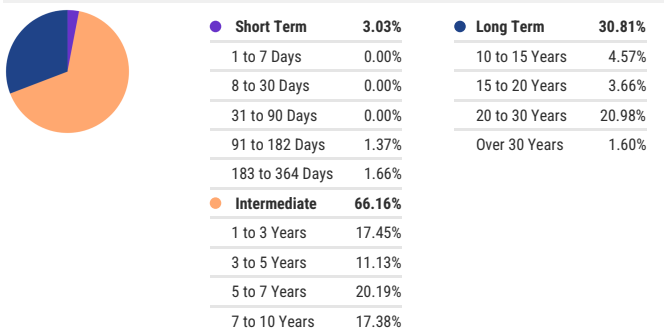
## Market Cap Breakdown Data as of: Jun 30, 2025



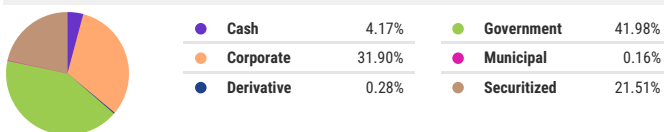
## Stock Style Exposure Data as of: Jun 30, 2025



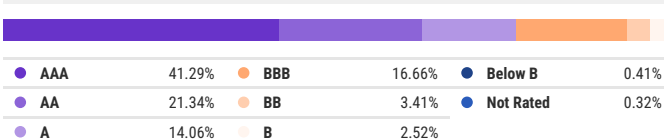
## Bond Maturity Exposure Data as of: Jun 30, 2025



## Bond Sector Exposure Data as of: Jun 30, 2025



## Bond Credit Quality Exposure



## Top 10 Holdings

Symbol	Name	% Weight
FBND	Fidelity Total Bond ETF	16.44%
CGCP	Capital Group Core Plus Income ETF	12.59%
VTI	Vanguard Total Stock Market Index Fund ETF	12.15%
BIV	Vanguard Intermediate-Term Bond Index Fund ETF	10.71%
SPAB	SPDR Portfolio Aggregate Bond ETF	9.66%
VTV	Vanguard Value Index Fund ETF	7.34%
CGDV	Capital Group Dividend Value ETF	5.30%
SCHG	Schwab US Large-Cap Growth ETF	4.44%
FMDE	Fidelity Enhanced Mid Cap ETF	4.21%
DFAI	DFA Dimensional International Core Equity Market	3.21%

## Top 10 Underlying Holdings

Symbol	Name	% Weight
-	Capital Group Central Cash Fund; Class M	1.65%
MSFT	Microsoft Corp	1.54%
NVDA	NVIDIA Corp	1.23%
AAPL	Apple Inc	1.19%
\$.CASH	Cash	0.96%
AMZN	Amazon.com Inc	0.74%
AVGO	Broadcom Inc	0.73%
META	Meta Platforms Inc	0.67%
-	United States of America (Government) 3.75% 31-AUG-2031	0.62%
JPM	JPMorgan Chase & Co	0.52%

## Sector Breakdown Data as of: Jun 30, 2025



## Portfolio Metrics Data as of: May 31, 2025

Gross Expense Ratio	0.16%
Net Expense Ratio	0.16%
Effective Duration	5.459
Effective Maturity	7.079
Beta (1Y)	0.4215
Standard Deviation Gr (Since Incep)	9.02%
Dividend Yield	3.19%

2025 YCharts, Inc. All Rights Reserved. YCharts, Inc. ("YCharts") is not registered with the U.S. Securities and Exchange Commission (or with the securities regulatory authority or body of any state or any other jurisdiction) as an investment adviser, broker-dealer or in any other capacity, and does not purport to provide investment advice or make investment recommendations. This report has been generated using data manually input by the creator of this report combined with data and calculations from YCharts.com and is intended solely to assist you or your investment or other adviser(s) in conducting investment research. You should not construe this report as an offer to buy or sell, as a solicitation of an offer to buy or sell, or as a recommendation to buy, sell, hold or trade, any security or other financial instrument. THE IMPORTANT DISCLOSURES FOUND AT THE END OF THIS REPORT (WHICH INCLUDE DEFINITIONS OF CERTAIN TERMS USED IN THIS REPORT) ARE AN INTEGRAL PART OF THIS REPORT AND MUST BE READ IN CONJUNCTION WITH YOUR REVIEW OF THIS REPORT. For further information regarding your use of this report, please go to: <https://get.ycharts.com/disclosure/>

# WAM Total Return | Allocation Insight



Nelson Securities, Inc.  
9718 N Morton Ct  
Spokane, WA 99218  
800-345-7593  
nelsonsecurities.com

Past Performance is No Guarantee for Future Success

2025 YCharts, Inc. All Rights Reserved. YCharts, Inc. (YCharts) is not registered with the U.S. Securities and Exchange Commission (or with the securities regulatory authority or body of any state or any other jurisdiction) as an investment adviser, broker-dealer or in any other capacity, and does not purport to provide investment advice or make investment recommendations. This report has been generated using data manually input by the creator of this report combined with data and calculations from YCharts.com and is intended solely to assist you or your investment or other adviser(s) in conducting investment research. You should not construe this report as an offer to buy or sell, as a solicitation of an offer to buy or sell, or as a recommendation to buy, sell, hold or trade, any security or other financial instrument. THE IMPORTANT DISCLOSURES FOUND AT THE END OF THIS REPORT (WHICH INCLUDE DEFINITIONS OF CERTAIN TERMS USED IN THIS REPORT) ARE AN INTEGRAL PART OF THIS REPORT AND MUST BE READ IN CONJUNCTION WITH YOUR REVIEW OF THIS REPORT. For further information regarding your use of this report, please go to: <https://get.ycharts.com/disclosure/>