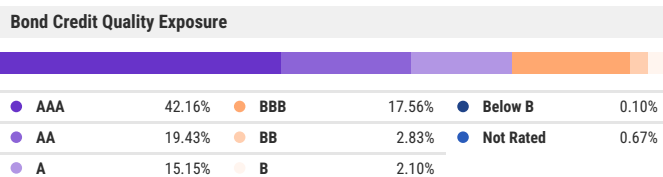
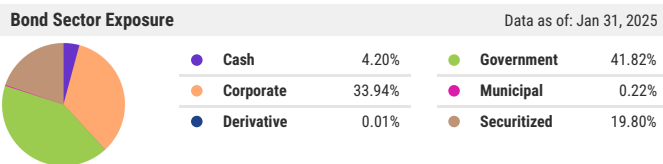
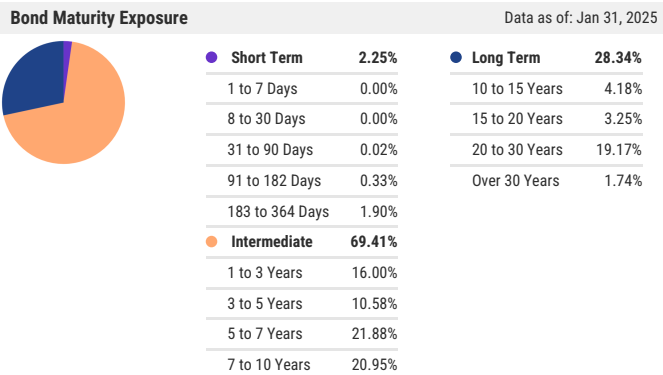
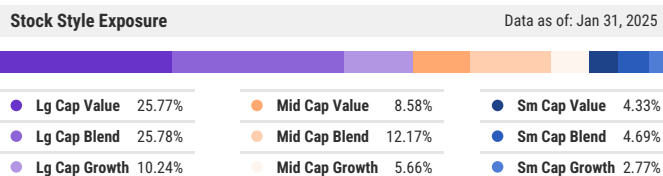
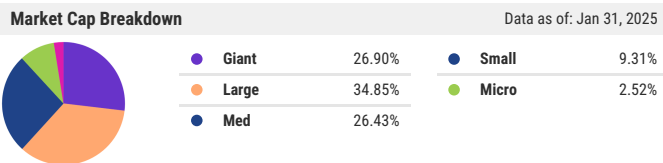
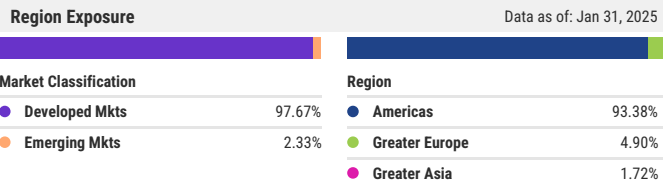
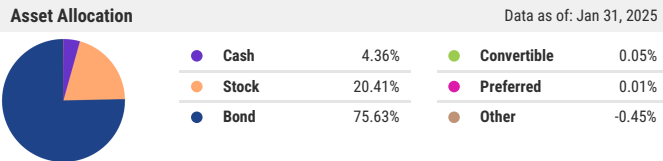


# WAM Capital Guardian PLUS | Asset Allocation Insight

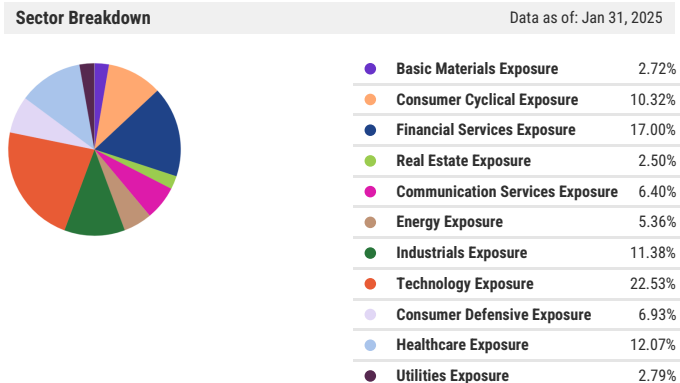


### Top 10 Holdings

Symbol	Name	% Weight
FBND	Fidelity Total Bond ETF	19.88%
BIV	Vanguard Intermediate-Term Bond Index Fund ETF	19.87%
CGCP	Capital Group Core Plus Income ETF	15.91%
SPAB	SPDR Portfolio Aggregate Bond ETF	15.91%
VTI	Vanguard Total Stock Market Index Fund ETF	8.17%
VTV	Vanguard Value Index Fund ETF	4.14%
SPSB	SPDR Portfolio Short Term Corporate Bond ETF	3.96%
JPST	JPMorgan Ultra-Short Income ETF	2.97%
SCHD	Schwab US Dividend Equity ETF	2.53%
FMDE	Fidelity Enhanced Mid Cap ETF	2.08%

### Top 10 Underlying Holdings

Symbol	Name	% Weight
--	5YR T NOTE MAR25	2.42%
--	2YR T-NOTE MAR25	1.34%
--	Capital Group Central Cash Fund; Class M	1.19%
-\$:CASH	Cash	0.99%
--	United States of America (Government) 3.625% 31-AUG-2029	0.92%
--	Fidelity Tax-Free Cash Central Fund	0.71%
AAPL	Apple Inc	0.67%
--	United States of America (Government) 3.75% 31-AUG-2031	0.67%
NVDA	NVIDIA Corp	0.56%
MSFT	Microsoft Corp	0.56%



### Portfolio Metrics

Data as of: Jan 31, 2025

Gross Expense Ratio	0.16%
Net Expense Ratio	0.16%
Effective Duration	5.621
Effective Maturity	7.344
Beta (1Y)	0.4646
Standard Deviation Gr (Since Incep)	7.72%
Dividend Yield	3.82%

2025 YCharts, Inc. All Rights Reserved. YCharts, Inc. ("YCharts") is not registered with the U.S. Securities and Exchange Commission (or with the securities regulatory authority or body of any state or any other jurisdiction) as an investment adviser, broker-dealer or in any other capacity, and does not purport to provide investment advice or make investment recommendations. This report has been generated using data manually input by the creator of this report combined with data and calculations from YCharts.com and is intended solely to assist you or your investment or other adviser(s) in conducting investment research. You should not construe this report as an offer to buy or sell, as a solicitation of an offer to buy or sell, or as a recommendation to buy, sell, hold or trade, any security or other financial instrument. THE IMPORTANT DISCLOSURES FOUND AT THE END OF THIS REPORT (WHICH INCLUDE DEFINITIONS OF CERTAIN TERMS USED IN THIS REPORT) ARE AN INTEGRAL PART OF THIS REPORT AND MUST BE READ IN CONJUNCTION WITH YOUR REVIEW OF THIS REPORT. For further information regarding your use of this report, please go to: <https://get.ycharts.com/disclosure/>

# WAM Capital Guardian PLUS | Asset Allocation Insight



Nelson Securities, Inc.  
9718 N Morton Ct  
Spokane, WA 99218  
800-345-7593  
nelsonsecurities.com

Past Performance is No Guarantee for Future Success

2025 YCharts, Inc. All Rights Reserved. YCharts, Inc. ("YCharts") is not registered with the U.S. Securities and Exchange Commission (or with the securities regulatory authority or body of any state or any other jurisdiction) as an investment adviser, broker-dealer or in any other capacity, and does not purport to provide investment advice or make investment recommendations. This report has been generated using data manually input by the creator of this report combined with data and calculations from YCharts.com and is intended solely to assist you or your investment or other adviser(s) in conducting investment research. You should not construe this report as an offer to buy or sell, as a solicitation of an offer to buy or sell, or as a recommendation to buy, sell, hold or trade, any security or other financial instrument. THE IMPORTANT DISCLOSURES FOUND AT THE END OF THIS REPORT (WHICH INCLUDE DEFINITIONS OF CERTAIN TERMS USED IN THIS REPORT) ARE AN INTEGRAL PART OF THIS REPORT AND MUST BE READ IN CONJUNCTION WITH YOUR REVIEW OF THIS REPORT. For further information regarding your use of this report, please go to: <https://get.ycharts.com/disclosure/>